

Treasurer's Monthly **INVESTMENT** MARCH 2014 **REPORT**

From the Office of
SHARI L. FREIDENRICH, CPA, CCMT, CPFA, ACPFIM
Orange County Treasurer



COUNTY OF ORANGE

TREASURER'S INVESTMENT REPORT
For March 31, 2014

Table of Contents

| | | |
|-------------|---|------------|
| I. | Memo to Board of Supervisors-Executive Summary | 3 |
| II. | Investment Pool Summary, Statistics and Charts, Fund Composition, Top Ten Participants | 5 |
| III. | Investment Objectives | 12 |
| | - <i>Safety - Investment Type/Credit Quality/Issuer Concentration/Issuer List</i> | |
| | - <i>Liquidity - Maturities Distribution</i> | |
| | - <i>Yield - Interest Rate Yield</i> | |
| IV. | Cash Availability Projection per California Government Code Section 53646(b)(3) | 22 |
| V. | Statement of Accountability | 23 |
| VI. | Investment Policy and Treasury Oversight Committee (TOC) Bylaws Compliance Summary | 24 |
| | - <i>Investment Policy Compliance Summary</i> | |
| | - <i>Investment Policy and TOC Bylaws Compliance Summary</i> | |
| | - <i>Noncompliance Detail</i> | |
| VII. | Portfolio Investment Inventory with Market Values | 27 |
| | - <i>Extended Fund, County and Educational Money Market Funds</i> | |
| | - <i>John Wayne Airport Investment Pool/Non-pooled Investments</i> | |
| | - <i>Investments with Trustees - CEO/Public Finance</i> | |
| | - <i>Investments with Trustees - John Wayne Airport</i> | |
| | - <i>Portfolio Holdings of Debt Issued by Pool Participants</i> | |
| VIII | Detailed Transaction Reports | 62 |
| | - <i>Transaction Report by Fund for all Funds</i> | |
| | - <i>Money Market Mutual Fund Transactions</i> | |
| IX. | Audit Report | 90 |
| | - <i>Report of the Schedule of Assets Held by the County Treasury as of June 30, 2013</i> | |
| X. | Distribution List | 109 |



OFFICE OF THE TREASURER-TAX COLLECTOR
SHARI L. FREIDENRICH, CPA, CCMT, CPFA, ACPFIM



INTERDEPARTMENTAL COMMUNICATION

Date: April 15, 2014

To: Supervisor Shawn Nelson, Chair
Supervisor Patricia Bates, Vice-Chair
Supervisor John Moorlach
Supervisor Janet Nguyen
Supervisor Todd Spitzer

From: Shari L. Freidenrich, CPA, CCMT, CPFA, ACPFIM *SH*

Subject: Treasurer's Investment Report for the Month Ended March 31, 2014

Attached, please find the Treasurer's Investment Report for the County of Orange for the month ended March 31, 2014. The County Treasurer provides this report in compliance with California Government Code Sections 53607, 53646, and 27134 and the County's Investment Policy Statement (IPS). We have included some charts and other data for your information including charts on fund composition of the Orange County Investment Pool. We have also included two charts on the top ten pool participants for both Orange County Investment Pool and the Orange County Educational Investment Pool. This report is also publicly available on our website at ocgov.com/ocinvestments.

INVESTMENT POOL COMPOSITION

The investments contained within this report are as of March 31, 2014. The Investment Pool Statistics summary shows the total investment responsibility of the County Treasurer as delegated by the Board of Supervisors: the Orange County Investment Pool that includes the Voluntary participants' funds, the Orange County Educational Investment Pool, the John Wayne Airport Investment Pool, and various other small non-Pooled investment funds. The investment practices and policies of the Treasurer are based on compliance with State law and prudent money management. The primary goal is to invest public funds in a manner which will provide maximum security of principal invested with secondary emphasis on providing adequate liquidity to Pool Participants and lastly to achieve a market rate of return within the parameters of prudent risk management while conforming to all applicable statutes and resolutions governing the investment of public funds.

The County Treasurer established three Money Market Funds, the Orange County Money Market Fund, the Orange County Educational Money Market Fund, and the John Wayne Airport Investment Pool, which all are invested in cash-equivalent securities and provide liquidity for immediate cash needs. Standard & Poor's, on February 13, 2013, reaffirmed their highest rating of AAAM on the County and the Educational Money Market Funds. The County Treasurer also established the Extended Fund that is for cash needs between one and five years. The Orange County Investment Pool is comprised of the Orange County Money Market Fund and portions of the Extended Fund. The Orange County Educational Investment Pool is comprised of the Orange County Educational Money Market Fund and portions of the Extended Fund.

The maximum maturity of investments for the County and Educational Money Market Funds is 13 months, with a maximum weighted average maturity (WAM) of 60 days, and they have a current WAM of 58 and 54 respectively. The maximum maturity of the Extended Fund is five years, with duration not to exceed the Merrill Lynch 1-3 Year index +25% (2.40). The duration is currently at 1.74. The investments in all of the funds are marked to market daily to determine the value of the funds. To further maintain safety, adherence to an investment strategy of only purchasing top-rated securities and diversification of instrument types and maturities is required.

ECONOMIC UPDATE

In March, the job market added 192,000 new jobs, and February's job numbers were revised upward by 22,000 to 197,000. The U.S. unemployment rate remained unchanged at 6.7% in March. Last year's fourth quarter U.S. gross domestic product (GDP) annualized rate was revised up from 2.4% to 2.6%, indicating higher economic growth for the quarter. Both the Empire State Manufacturing Index and the Philadelphia Fed Index rose in March to 5.61 and 9.0, respectively. The Federal Reserve uses these indexes as regional economic gauges, and a reading above zero signals economic expansion. With respect to housing, S&P/CaseShiller reported that the housing prices continue to show positive momentum as prices increased for the twentieth consecutive month in January, up 13.24% from a year ago. However, the index for pending home sales dropped 10.2% on a year-over-year basis in February, the fifth straight month of decline. At the Federal Open

Market Committee (FOMC) meeting on March 18-19, the Federal Reserve voted to reduce its asset purchase program to \$55 billion from \$65 billion per month. Starting April 2014, the Federal Reserve will purchase \$25 billion per month in agency mortgage-backed securities and \$30 billion per month in longer-term Treasury securities, a reduction of \$5 billion in each. The 10-year Treasury rate increased seven basis points in March to 2.72%.

The short-term 90-day T-bill ended the month at 0.03%, down from 0.05% in February, and the rate on the two-year note was 0.42% at the end of March, up from 0.32% in February.

INVESTMENT INTEREST YIELDS AND FORECAST

The current gross interest yield year-to-date for 2013/2014 is 0.33% for the Orange County Investment Pool and 0.31% for the Orange County Educational Investment Pool. The forecasted gross yield for the fiscal year 2013/2014 for the Orange County Investment Pool and Orange County Educational Investment Pools are expected to both be slightly lower than then 0.37% originally forecasted based on continued low short-term interest rates and also due to the receipt of significant unexpected state funds for the Educational Investment Pool.

APPORTIONMENT OF COMMINGLED POOL INTEREST EARNINGS

Each month, the County Treasurer apportions the accrued interest earnings to each pool participant. As of the first business day of the following month accrued, but unpaid, interest earnings are added to pool participants' average balances in determining a participant's relative share of the pool's monthly earnings. The actual cash distribution will generally be paid in the months following. The March 2014 interest apportionment is expected to be paid by April 30, 2014. The estimated annual revised investment administrative fee is 7.6 basis points, down 7% from the initial estimate of 8.2 basis points.

TEMPORARY TRANSFERS

The County Treasurer, as required by California Constitution Article XVI, Section 6, and per the Board of Supervisor's Resolution 13-016, is authorized to make temporary transfers to school districts to address their short-term cash flow needs. The loans are secured by tax receipts to be received by the County Treasurer, as the banker for the school districts. There are no temporary transfers outstanding as of March 31, 2014.

PORTFOLIO HOLDINGS OF DEBT ISSUED BY POOL PARTICIPANTS

Under guidelines outlined in the current IPS, the County Treasurer may invest in A or above rated securities issued by municipalities. Municipal debt issued by the County of Orange is exempt from this credit rating requirement. The Investment Pools may invest no more than 5% of pool assets in any one issuer, with the exception of the County of Orange which has a 10% limit. The Investment Pools have a total market value of \$326 million in AA- rated County of Orange debt, which represents approximately 4.6% of assets. Prior to purchasing any pool participant debt, a standardized credit analysis is performed.

COMPLIANCE SUMMARY

The investment portfolios had no compliance exceptions for the month of March 2014. The Auditor-Controller contracted with Macias, Gini & O'Connell (MGO) to perform one of their required audits of the Treasury. MGO issued their Report of the Schedule of Assets Held by the County Treasury as of June 30, 2013. In their Independent Auditor's Report, they opined that the Schedule of Assets Held by the County Treasury presents fairly, in all material respects, the assets held in the County Treasury as of June 30, 2013, in accordance with the basis of accounting as described in the notes to the financial schedule. Included as part of this audit, they also provide an Independent Auditor's Report on Internal Control over Financial Reporting and on Compliance and Other Matters. This report did not identify any deficiencies in internal control over financial reporting that they consider to be material weaknesses, and the results of their tests disclosed no instances of noncompliance or other matters that are required to be reported under *Government Accounting Standards*.

CREDIT UPDATE

During March, there were no changes to the Treasurer's Approved Issuer List. An ongoing credit analysis of all issuers owned in the Investment Pools is reviewed on a daily, monthly, quarterly, and annual basis.

I certify that this report includes all pool and non-pooled investments as of March 31, 2014 and is in conformity with all State laws and the IPS approved by the Board of Supervisors on February 4, 2014. The investments herein shown provide adequate liquidity to meet the next six months of projected cash flow requirements. I am available if you have any questions on this Investment Report at (714) 834-7625.

Enclosures
cc: Distribution List

ORANGE COUNTY TREASURER-TAX COLLECTOR

SUMMARY OF INVESTMENT DATA

INVESTMENT TRENDS

| | MARCH 2014 | FEBRUARY 2014 | INCREASE (DECREASE) | NET CHANGE % | MARCH 2013 | INCREASE (DECREASE) | NET CHANGE % |
|---|------------------|------------------|------------------------|-----------------|------------------|------------------------|-----------------|
| <u>Orange County Investment Pool (OCIP)</u> | | | | | | | |
| End Of Month Market Value ¹ | \$ 3,514,819,738 | \$ 3,246,366,411 | \$ 268,453,327 | 8.27% | \$ 3,421,265,373 | \$ 93,554,365 | 2.73% |
| End Of Month Book Value | \$ 3,514,502,036 | \$ 3,244,637,336 | \$ 269,864,700 | 8.32% | \$ 3,418,888,633 | \$ 95,613,403 | 2.80% |
| Monthly Average Balance | \$ 3,291,402,508 | \$ 3,198,638,336 | \$ 92,764,171 | 2.90% | \$ 3,262,737,972 | \$ 28,664,536 | 0.88% |
| Year-To-Date Average Balance | \$ 3,218,954,907 | \$ 3,209,898,957 | \$ 9,055,950 | 0.28% | \$ 3,182,499,211 | \$ 36,455,696 | 1.15% |
| Monthly Accrued Earnings ⁸ | \$ 1,004,470 | \$ 909,705 | \$ 94,765 | 10.42% | \$ 934,859 | \$ 69,611 | 7.45% |
| Monthly Net Yield ⁶ | 0.29% | 0.30% | -0.01% | -3.76% | 0.26% | 0.03% | 12.43% |
| Year-To-Date Net Yield ³ | 0.25% | 0.25% | 0.00% | 0.64% | 0.35% | -0.10% | -28.57% |
| Annual Estimated Gross Yield | 0.37% | 0.37% | 0.00% | 0.00% | 0.38% | -0.01% | -2.63% |
| Weighted Average Maturity (WAM) ⁴ | 391 | 397 | (6) | -1.51% | 306 | 85 | 27.78% |
| <u>Orange County Educational Investment Pool (OCEIP)</u> | | | | | | | |
| End Of Month Market Value ^{1,5} | \$ 3,376,431,041 | \$ 3,490,521,026 | \$ (114,089,985) | -3.27% | \$ 2,745,675,327 | \$ 630,755,714 | 22.97% |
| End Of Month Book Value ⁵ | \$ 3,375,996,926 | \$ 3,488,429,799 | \$ (112,432,873) | -3.22% | \$ 2,743,780,370 | \$ 632,216,556 | 23.04% |
| Monthly Average Balance ⁵ | \$ 3,467,616,723 | \$ 3,622,747,489 | \$ (155,130,766) | -4.28% | \$ 2,886,794,329 | \$ 580,822,394 | 20.12% |
| Year-To-Date Average Balance ⁵ | \$ 3,381,752,681 | \$ 3,371,019,675 | \$ 10,733,005 | 0.32% | \$ 2,903,289,881 | \$ 478,462,800 | 16.48% |
| Monthly Accrued Earnings ^{2,7} | \$ 1,212,270 | \$ 944,936 | \$ 267,334 | 28.29% | \$ 822,729 | \$ 389,541 | 47.35% |
| Monthly Net Yield ^{2,6} | 0.34% | 0.27% | 0.07% | 26.23% | 0.25% | 0.09% | 37.85% |
| Year-To-Date Net Yield ³ | 0.23% | 0.22% | 0.01% | 6.31% | 0.32% | -0.09% | -26.97% |
| Annual Estimated Gross Yield | 0.37% | 0.37% | 0.00% | 0.00% | 0.38% | -0.01% | -2.63% |
| Weighted Average Maturity (WAM) ⁴ | 490 | 429 | 61 | 14.22% | 308 | 182 | 59.09% |

¹ Market values provided by Bloomberg and Northern Trust.

² In March 2014, the OCEIP Monthly Net Yield primarily increased due to a 25% increase in balances invested in longer term, higher yielding securities and a decrease in the Treasury administrative fee primarily due to higher than expected pool participant balances.

³ In March 2013, OCIP and OCEIP primarily held higher yielding securities, which over time have matured and were reinvested in lower yielding securities. As a result, the overall earnings and yield have dropped since March 2013.

⁴ In March 2014, OCIP and OCEIP WAMs were higher than March 2013, primarily due to investing in longer maturities as part of a program to reduce excess liquidity. In March 2014, OCEIP WAM primarily increased due to investing in longer maturities as part of a program to reduce excess liquidity.

⁵ In March 2014, OCEIP End of Month Market and Book Values, and Monthly and Year-To-Date Average Balances were higher than March 2013 due to increased General Obligation (GO) bond funds on deposit, redevelopment property tax trust fund distributions, and higher payments from the State, as the State is significantly reducing the deferred amount of required payments to school districts.

⁶ In March 2013, the OCIP and OCEIP Monthly Net Yield was lower due to investment in shorter term, lower yielding securities and a higher Treasury administrative fee primarily due to lower pool participant balances.

⁷ Monthly Accrued Earnings in OCEIP were higher than March 2013, primarily due to higher average balances offset slightly by lower year-to-date net yields.

⁸ Monthly Accrued Earnings in OCIP were higher than February 2014, primarily due to higher average balance from incoming secured property tax receipts.

ORANGE COUNTY TREASURER-TAX COLLECTOR
INVESTMENT POOL STATISTICS
FOR THE MONTH AND QUARTER ENDED: MARCH 31, 2014

INVESTMENT STATISTICS - By Investment Pool***

| DESCRIPTION | CURRENT BALANCES | Average Days to Maturity | Daily Yield as of 03/31/13 | MONTHLY Gross Yield | QUARTER Gross Yield | Current NAV |
|--|--|--------------------------|----------------------------|---------------------|---------------------|-------------|
| COMBINED POOL BALANCES (includes the Extended Fund) | | | | | | |
| Orange County Investment Pool (OCIP) | MARKET Value \$ 3,514,819,738 | 391 | 0.36% | 0.36% | 0.35% | 1.00 |
| | COST (Capital) \$ 3,519,513,612 | | | | | |
| | MONTHLY AVG Balance \$ 3,291,402,508 | | | | | |
| | QUARTERLY AVG Balance \$ 3,283,635,694 | | | | | |
| | BOOK Value \$ 3,514,502,036 | | | | | |
| Orange County Educational Investment Pool (OCEIP) | MARKET Value \$ 3,376,431,041 | 490 | 0.41% | 0.41% | 0.35% | 1.00 |
| | COST (Capital) \$ 3,382,651,420 | | | | | |
| | MONTHLY AVG Balance \$ 3,467,616,723 | | | | | |
| | QUARTERLY AVG Balance \$ 3,651,438,807 | | | | | |
| | BOOK Value \$ 3,375,996,926 | | | | | |

INVESTMENT STATISTICS - Non Pooled Investments **

| DESCRIPTION | CURRENT BALANCE | BOOK BALANCE BY INVESTMENT TYPE |
|----------------------------|-------------------------------------|---|
| Specific Investment | | |
| Funds: | MARKET Value \$ 71,906,528 | |
| 15B, 283, 505, 529 | COST (Capital) \$ 72,034,441 | Money Market Mutual Funds \$ 20,852,397 |
| | MONTHLY AVG Balance \$ 72,004,543 | Repurchase Agreement 1,081,500 |
| | QUARTERLY AVG Balance \$ 58,814,336 | John Wayne Airport Investment Pool 50,002,479 |
| | BOOK Value \$ 71,892,179 | GNMA Mortgage-Backed Securities 98,065 |
| | | \$ 72,034,441 |

MONTH END TOTALS

| INVESTMENTS & CASH | | FUND ACCOUNTING & SPECIFIC INVESTMENTS | |
|---|-------------------------|--|-------------------------|
| COUNTY MONEY MARKET FUND (OCMMF) | | | |
| County Money Market Fund | \$ 1,505,953,189 | County Funds | \$ 3,561,462,771 |
| County Cash | 41,949,157 | Educational Funds | 3,386,848,343 |
| EXTENDED FUND | 4,531,560,425 | Specific Investment Funds | 72,034,441 |
| EDUCATIONAL MONEY MARKET FUND (OCEMMF) | | | |
| Educational Money Market Fund | 864,651,420 | | |
| Educational Cash | 4,196,923 | | |
| NON-POOLED INVESTMENTS | | | |
| Non Pooled Investments @ Cost | 72,034,441 | | |
| | \$ 7,020,345,555 | | \$ 7,020,345,555 |

KEY POOL STATISTICS

| INTEREST RATE YIELD | | WEIGHTED AVERAGE MATURITY (WAM) | |
|--|-------|---------------------------------|----|
| OCMMF - MONTHLY GROSS YIELD | 0.11% | OCMMF | 58 |
| OCEMMF - MONTHLY GROSS YIELD | 0.13% | OCEMMF | 54 |
| JOHN WAYNE AIRPORT - MONTHLY GROSS YIELD | 0.14% | JOHN WAYNE AIRPORT WAM | 56 |
| OCIP - YTD NET YIELD**** | 0.25% | LGIP WAM (Standard & Poors) | 49 |
| OCEIP - YTD NET YIELD**** | 0.23% | | |
| 90-DAY T-BILL YIELD - MONTHLY AVERAGE | 0.05% | | |

ORANGE COUNTY TREASURER-TAX COLLECTOR
INVESTMENT POOL STATISTICS
FOR THE MONTH AND QUARTER ENDED: MARCH 31, 2014

INVESTMENT STATISTICS - By Investment Fund*

| DESCRIPTION | CURRENT BALANCES | Average Days to Maturity | Daily Yield as of 03/31/13 | MONTHLY Gross Yield | QUARTER Gross Yield | Current NAV |
|---|---|--------------------------|----------------------------|---------------------|---------------------|-------------|
| <u>County Money Market Fund (OCMMF)</u> | MARKET Value \$ 1,504,893,583 COST (Capital) \$ 1,505,953,186 MONTHLY AVG Balance \$ 1,277,351,490 QUARTERLY AVG Balance \$ 1,315,733,789 BOOK Value \$ 1,504,811,104 | 58 | 0.09% | 0.11% | 0.12% | 1.00 |
| <u>Educational Money Market Fund (OCEMMF)</u> | MARKET Value \$ 862,975,773 COST (Capital) \$ 864,651,420 MONTHLY AVG Balance \$ 994,778,013 QUARTERLY AVG Balance \$ 1,471,230,665 BOOK Value \$ 862,835,808 | 54 | 0.13% | 0.13% | 0.13% | 1.00 |
| <u>Extended Fund</u> | MARKET Value \$ 4,523,381,423 COST (Capital) \$ 4,531,560,425 MONTHLY AVG Balance \$ 4,486,889,728 QUARTERLY AVG Balance \$ 4,148,110,046 BOOK Value \$ 4,522,852,050 | 640 | 0.53% | 0.52% | 0.50% | 1.00 |
| ALLOCATION OF EXTENDED FUND | | | | | | |
| <u>Extended Fund</u> <i>OCIP Share</i> | MARKET Value \$ 2,009,926,155 COST (Capital) \$ 2,013,560,425 MONTHLY AVG Balance \$ 2,014,051,018 QUARTERLY AVG Balance \$ 1,967,901,905 BOOK Value \$ 2,009,690,933 | 640 | 0.53% | 0.51% | 0.50% | 1.00 |
| <i>OCEIP Share</i> | MARKET Value \$ 2,513,455,268 COST (Capital) \$ 2,518,000,000 MONTHLY AVG Balance \$ 2,472,838,710 QUARTERLY AVG Balance \$ 2,180,208,141 BOOK Value \$ 2,513,161,117 | 640 | 0.53% | 0.52% | 0.50% | 1.00 |
| <i>Modified Duration</i> | | 1.74 | | | | |

* Book Value is computed as Cost reduced by amortization of premium and increased by the accretion

of discount of the Investment Portfolio. Net Asset Value (NAV) is equal to Market Value divided by Book Value.

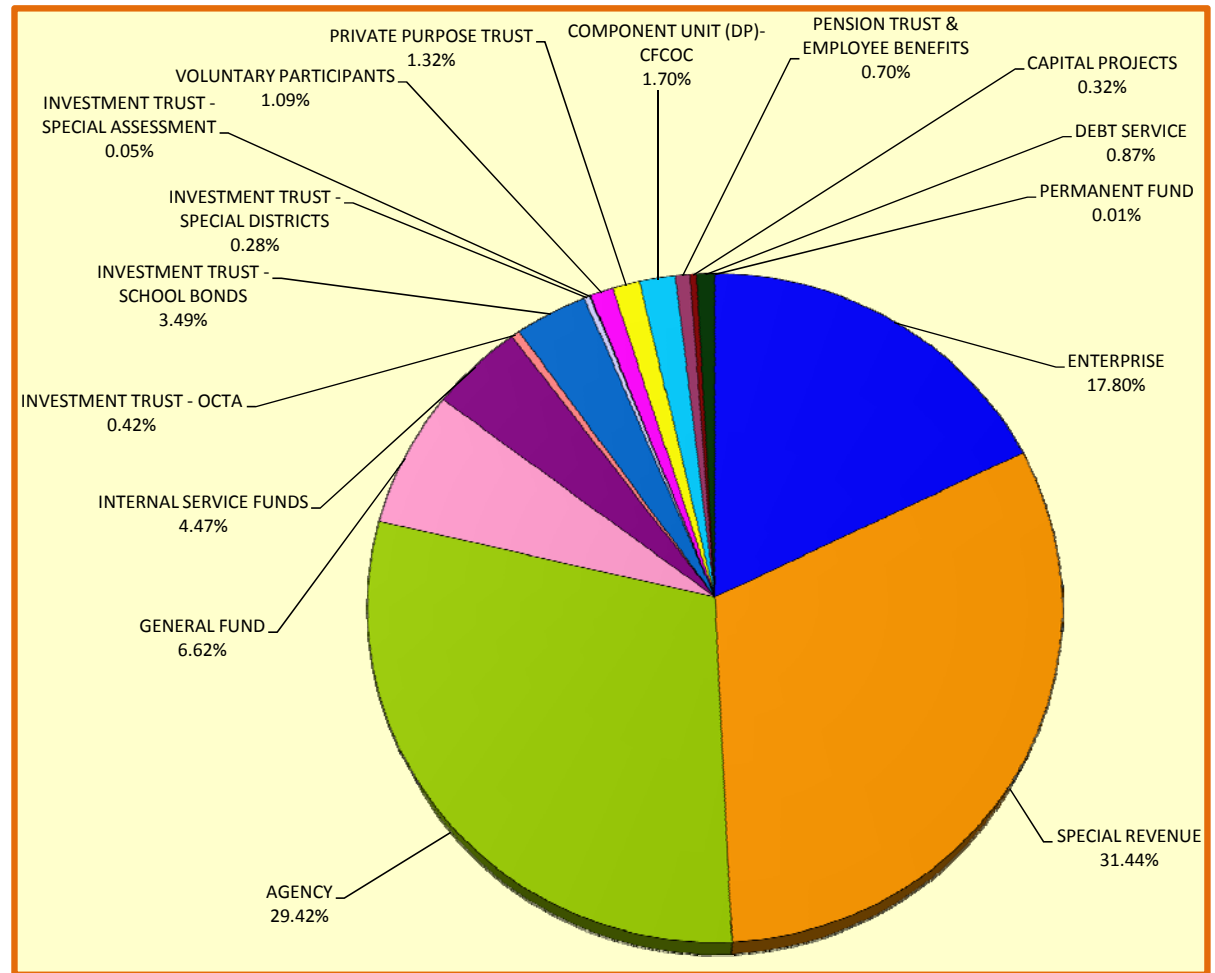
** Specific non pooled investments are reported in compliance with Government Code Section 53646 (b)(1). Detailed descriptions are included in the inventory listing in Section VII of this report.

*** The Combined Pool Balances include the County and Educational Money Market Funds and their respective portions of the Extended Fund.

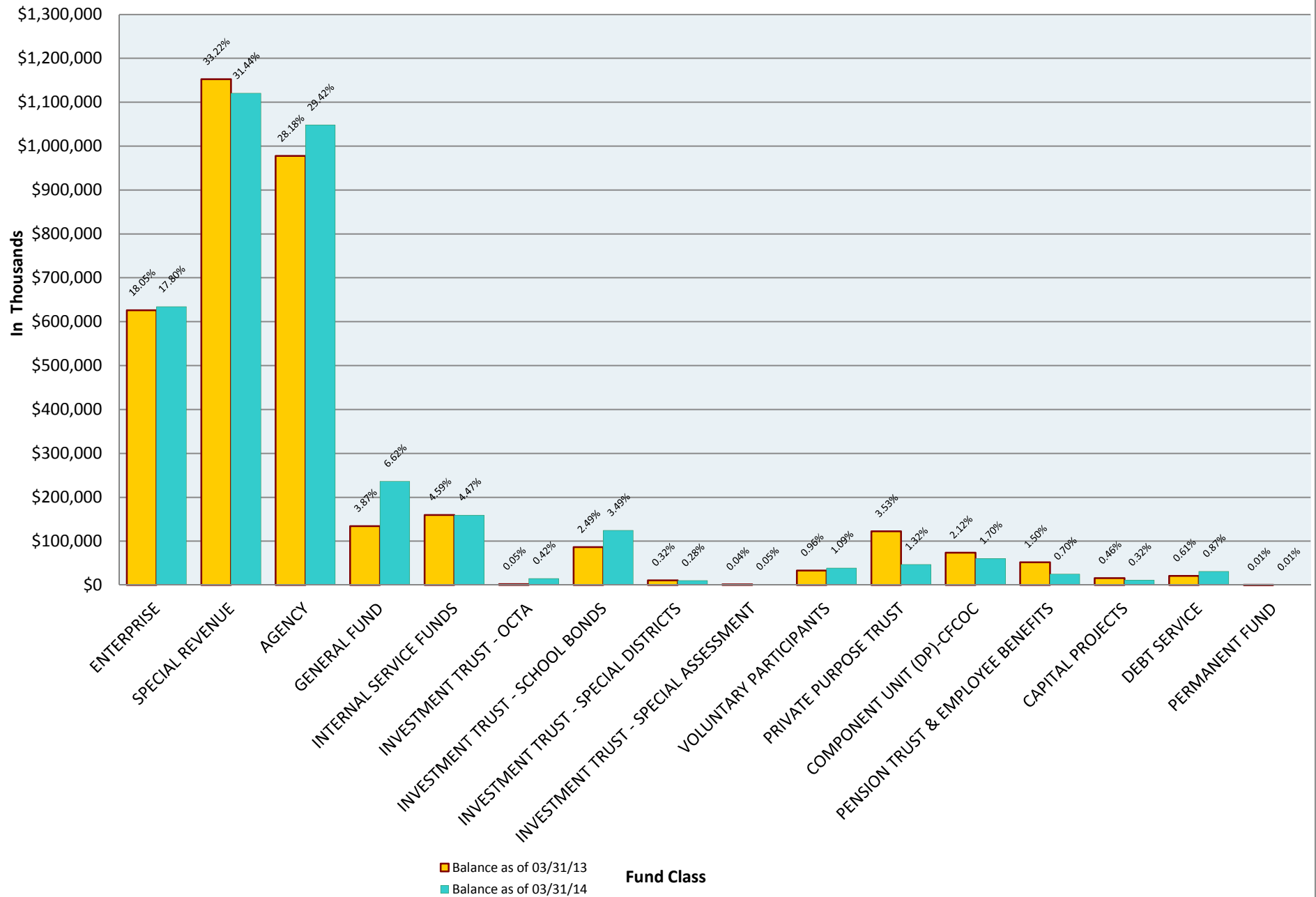
**** The Net Yield differs from the monthly average yield as it includes the Treasury administration fees.

**ORANGE COUNTY INVESTMENT POOL
FUND COMPOSITION
AS OF MARCH 31, 2014**

| FUND CLASS | BALANCE |
|---------------------------------------|-------------------------|
| ENTERPRISE | \$ 634,259,235 |
| SPECIAL REVENUE | 1,120,462,437 |
| AGENCY | 1,048,367,160 |
| GENERAL FUND | 236,130,323 |
| INTERNAL SERVICE FUNDS | 159,227,958 |
| INVESTMENT TRUST - OCTA | 14,821,030 |
| INVESTMENT TRUST - SCHOOL BONDS | 124,550,136 |
| INVESTMENT TRUST - SPECIAL DISTRICTS | 10,041,031 |
| INVESTMENT TRUST - SPECIAL ASSESSMENT | 1,716,736 |
| VOLUNTARY PARTICIPANTS | 38,899,164 |
| PRIVATE PURPOSE TRUST | 46,991,158 |
| COMPONENT UNIT (DP)-CFCOC | 60,657,626 |
| PENSION TRUST & EMPLOYEE BENEFITS | 24,883,667 |
| CAPITAL PROJECTS | 11,315,220 |
| DEBT SERVICE | 31,131,394 |
| PERMANENT FUND | 324,335 |
| TOTAL | \$ 3,563,778,610 |

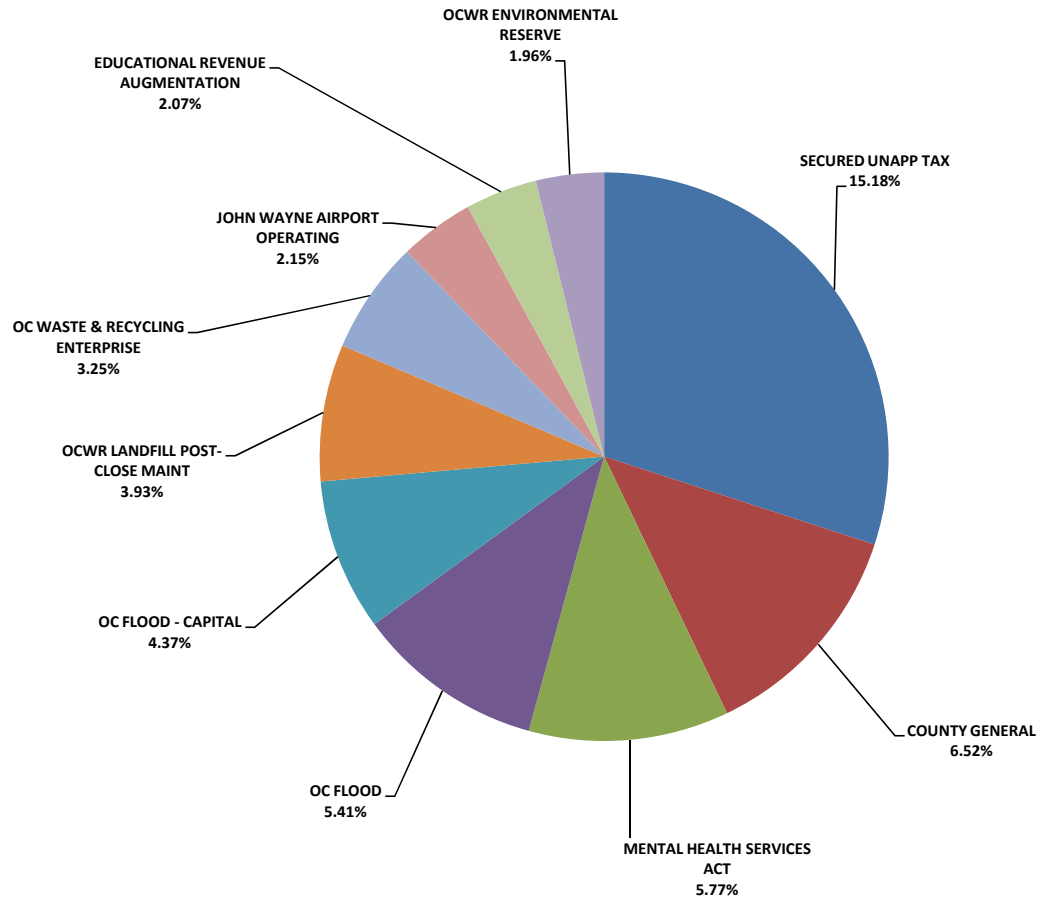


**ORANGE COUNTY INVESTMENT POOL
FUND COMPOSITION
AS OF MARCH 31**



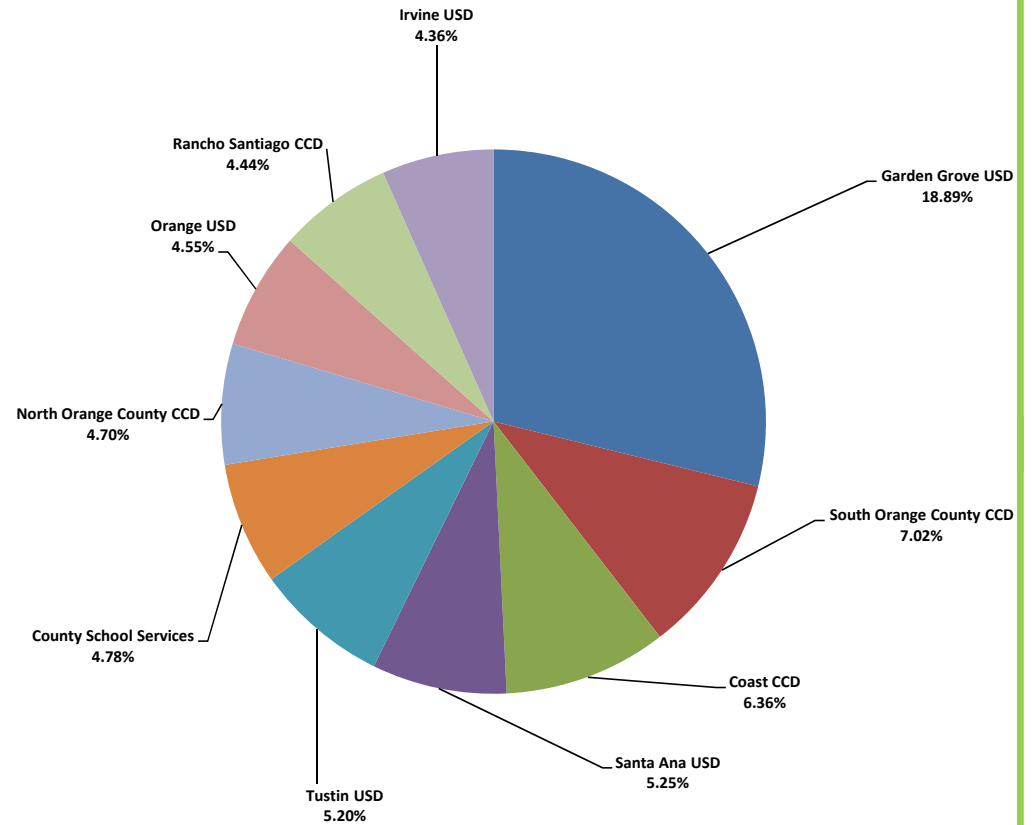
**ORANGE COUNTY INVESTMENT POOL
TOP TEN POOL PARTICIPANTS
AS OF MARCH 31, 2014**

| FUND # | FUND NAME | BALANCE |
|--------------|---------------------------------|--------------------------------|
| 673 | SECURED UNAPPORTIONED TAX | \$ 540,912,222 |
| 100 | COUNTY GENERAL | 232,300,605 |
| 13Y | MENTAL HEALTH SERVICES ACT | 205,534,458 |
| 400 | OC FLOOD | 192,861,789 |
| 404 | OC FLOOD - CAPITAL | 155,571,166 |
| 279 | OCWR LANDFILL POST-CLOSE MAINT | 140,189,990 |
| 299 | OC WASTE & RECYCLING ENTERPRISE | 115,862,710 |
| 280 | JOHN WAYNE AIRPORT OPERATING | 76,462,140 |
| 664 | EDUCATIONAL REVENUE AUGMENTATIO | 73,631,894 |
| 275 | OCWR ENVIRONMENTAL RESERVE | 69,679,169 |
| TOTAL | | <u>\$ 1,803,006,143</u> |

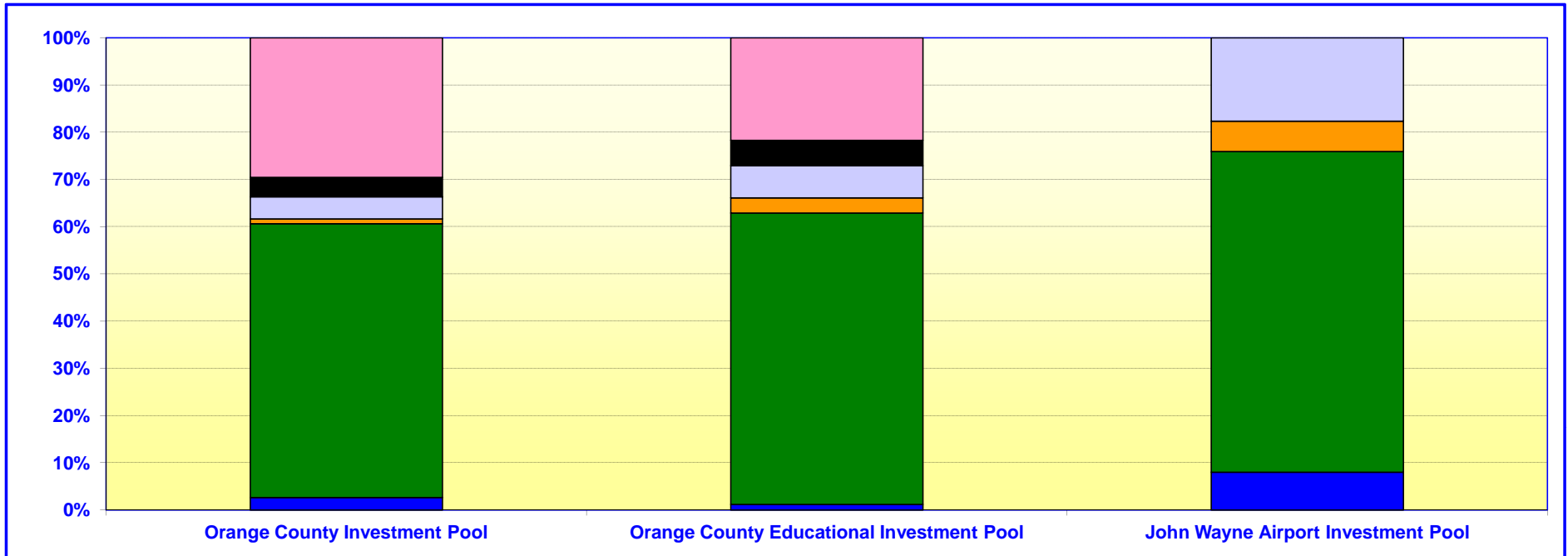


**ORANGE COUNTY EDUCATIONAL INVESTMENT POOL
TOP TEN POOL PARTICIPANTS
AS OF MARCH 31, 2014**

| DISTRICT # | SCHOOL DISTRICT | BALANCE |
|--------------|-------------------------|--------------------------------|
| 72 | Garden Grove USD | \$ 639,757,865 |
| 96 | South Orange County CCD | 237,592,308 |
| 90 | Coast CCD | 215,439,388 |
| 84 | Santa Ana USD | 177,811,573 |
| 87 | Tustin USD | 176,135,793 |
| 94 | County School Services | 161,909,835 |
| 88 | North Orange County CCD | 159,045,657 |
| 80 | Orange USD | 154,214,795 |
| 92 | Rancho Santiago CCD | 150,370,017 |
| 75 | Irvine USD | 147,707,609 |
| TOTAL | | <u>\$ 2,219,984,840</u> |



ORANGE COUNTY TREASURER - TAX COLLECTOR
BY INVESTMENT TYPE - By Percentage Holdings
March 31, 2014



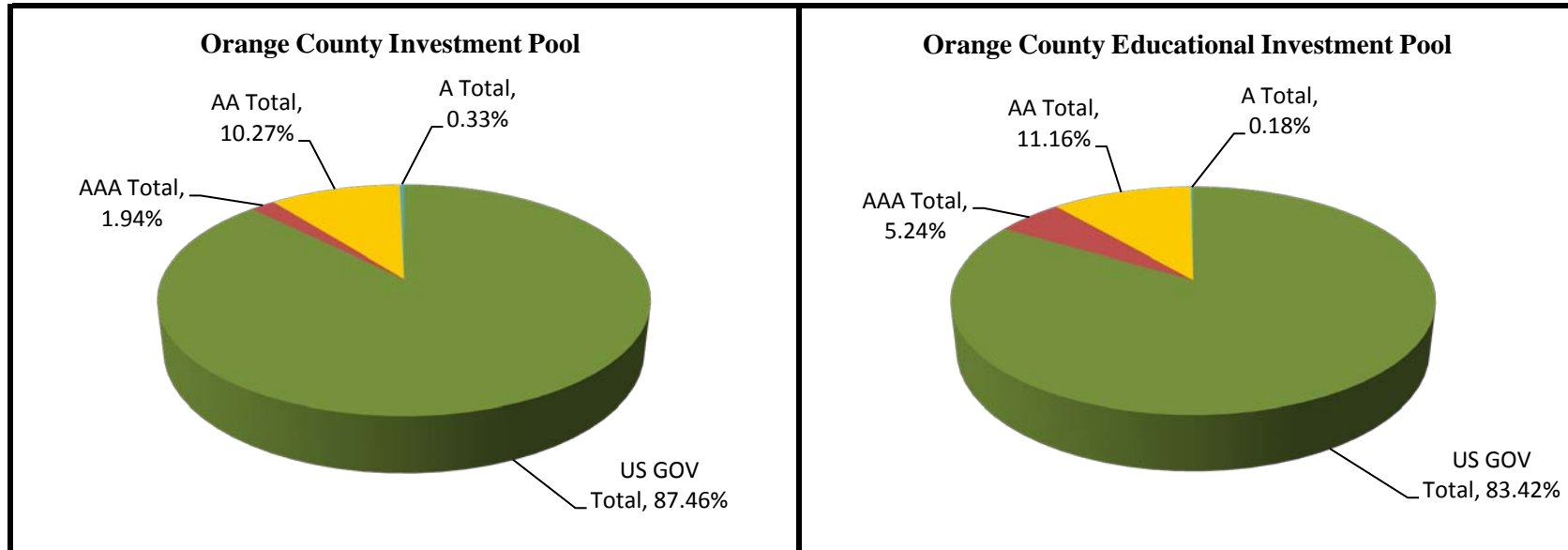
| Orange County Investment Pool | | | |
|-------------------------------|---------------------|----------------|--------|
| | In Thousands | | % |
| CERTIFICATES OF DEPOSIT | \$ 94,008 | | 2.67% |
| U.S. GOVERNMENT AGENCIES | 2,037,080 | | 57.96% |
| MONEY MARKET FUNDS | 36,027 | | 1.03% |
| MEDIUM - TERM NOTES | 165,651 | | 4.71% |
| MUNICIPAL DEBT | 144,946 | | 4.12% |
| U.S. TREASURIES | 1,037,108 | | 29.51% |
| | <u>\$ 3,514,820</u> | <u>100.00%</u> | |

| Orange County Educational Investment Pool | | | |
|---|---------------------|----------------|--------|
| | In Thousands | | % |
| CERTIFICATES OF DEPOSIT | \$ 40,006 | | 1.18% |
| U.S. GOVERNMENT AGENCIES | 2,083,612 | | 61.71% |
| MONEY MARKET FUNDS | 109,569 | | 3.25% |
| MEDIUM - TERM NOTES | 229,068 | | 6.78% |
| MUNICIPAL DEBT | 181,258 | | 5.37% |
| U.S. TREASURIES | 732,918 | | 21.71% |
| | <u>\$ 3,376,431</u> | <u>100.00%</u> | |

| John Wayne Airport Investment Pool | | | |
|------------------------------------|------------------|----------------|--------|
| | In Thousands | | % |
| CERTIFICATES OF DEPOSIT | \$ 3,999 | | 8.02% |
| U.S. GOVERNMENT AGENCIES | 33,871 | | 67.92% |
| MONEY MARKET FUNDS | 3,209 | | 6.44% |
| MEDIUM - TERM NOTES | 8,784 | | 17.62% |
| U.S. TREASURIES | - | | 0.00% |
| | <u>\$ 49,863</u> | <u>100.00%</u> | |

Calculated Using Market Value at 3/31/2014

ORANGE COUNTY TREASURER - TAX COLLECTOR
CREDIT QUALITY BY MARKET VALUE
 March 31, 2014



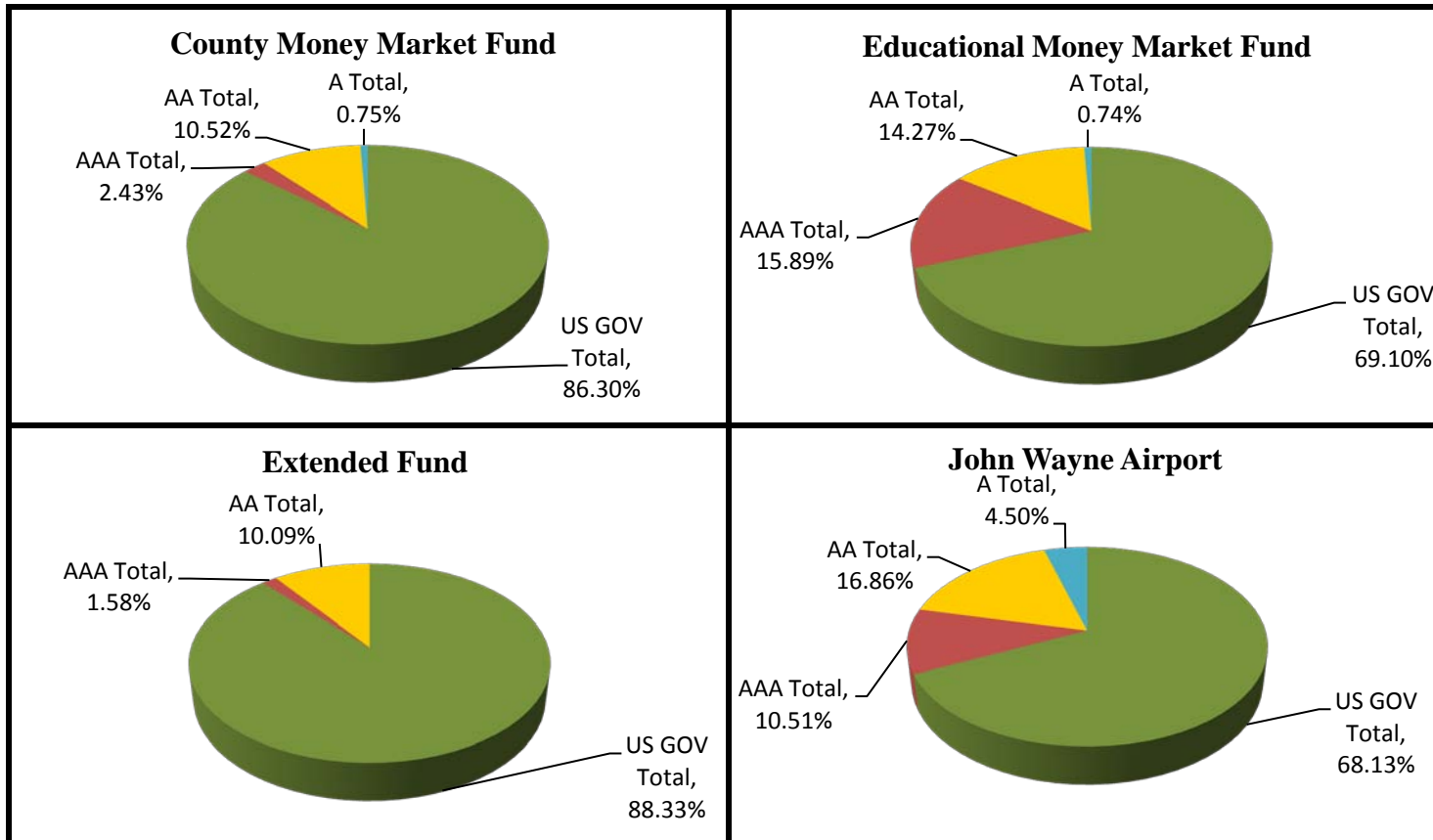
US GOV Includes Agency & Treasury Debt

AA Includes AA+, AA- & AA

A Includes A+,A- & A

A-1 Includes A-1+, F-1+, P-1, A-1 & F-1

ORANGE COUNTY TREASURER - TAX COLLECTOR
CREDIT QUALITY BY MARKET VALUE
 March 31, 2014



US GOV Includes Agency & Treasury Debt

AA Includes AA+, AA- & AA

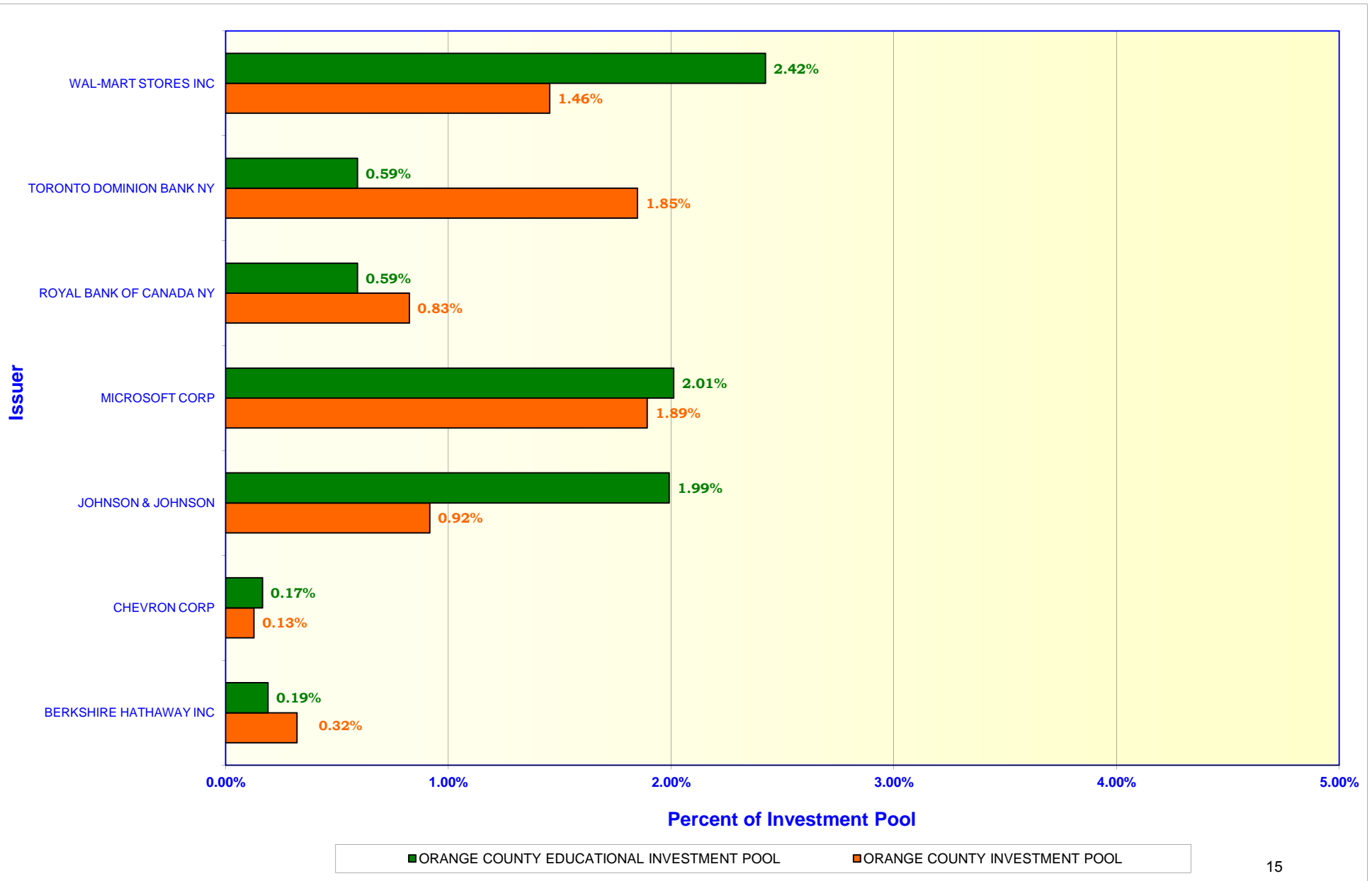
A Includes A+, A- & A

A-1 Includes A-1+, F-1+, P-1, A-1 & F-1

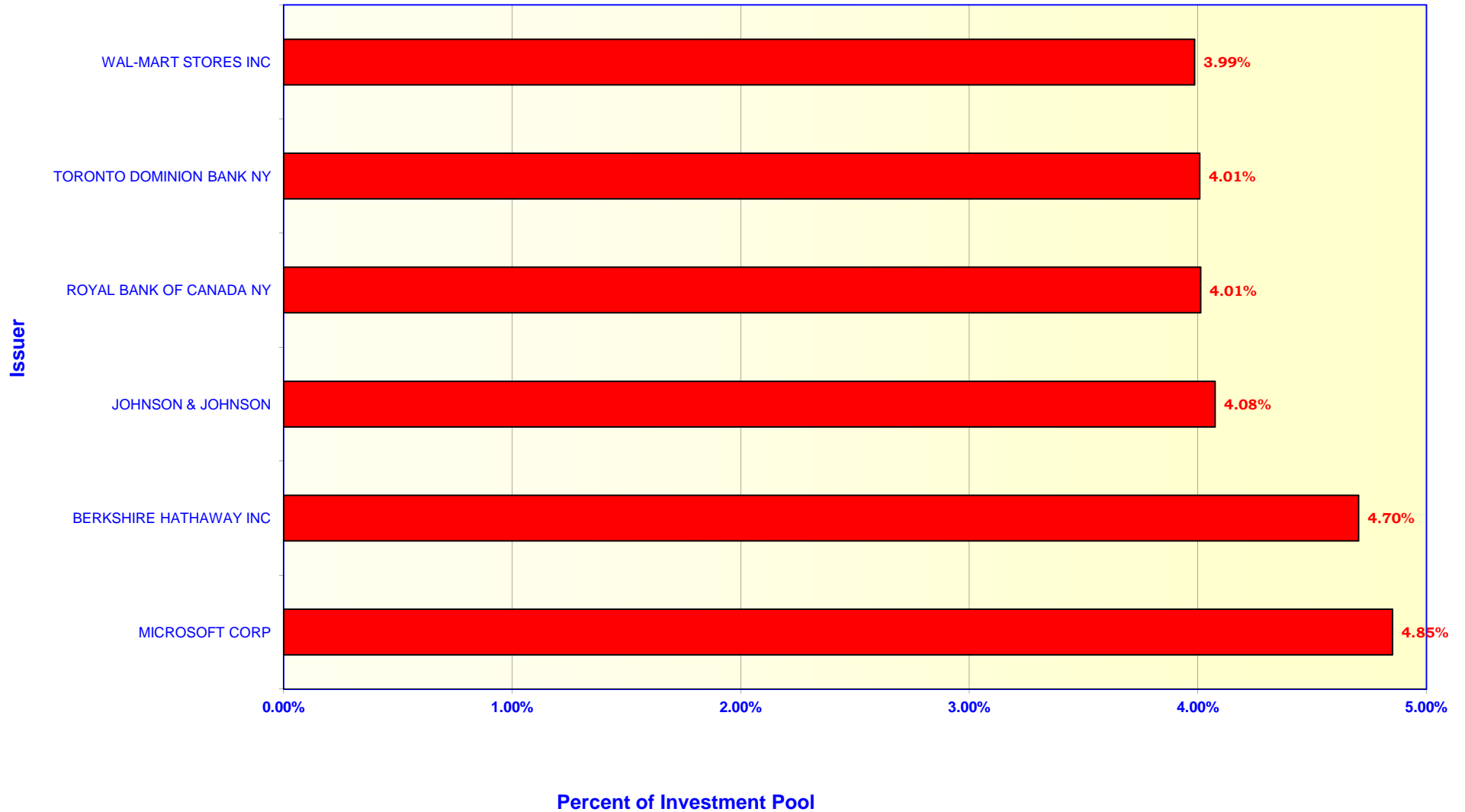
ORANGE COUNTY TREASURER - TAX COLLECTOR

ISSUER CONCENTRATION-By Investment Pool

March 31, 2014



ORANGE COUNTY TREASURER - TAX COLLECTOR
ISSUER CONCENTRATION - JOHN WAYNE AIRPORT INVESTMENT POOL
March 31, 2014



ORANGE COUNTY TREASURER-TAX COLLECTOR

APPROVED ISSUER LIST

March 31, 2014

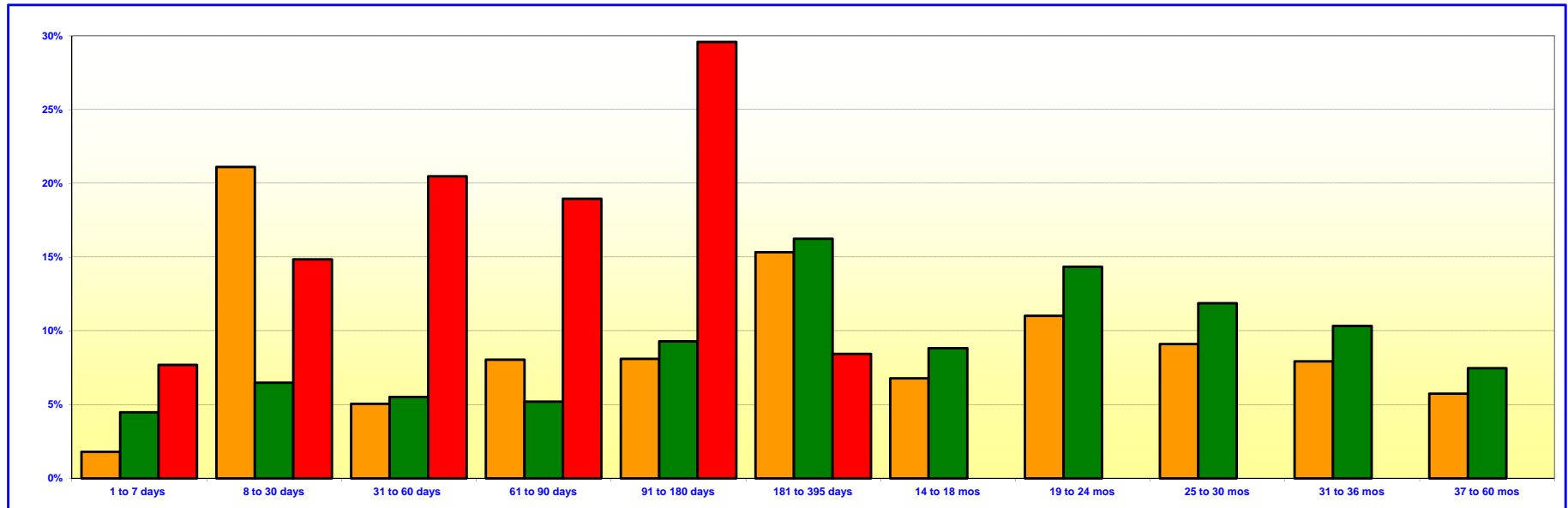
| ISSUER (Shared Structure) | S/T RATINGS | | | L/T RATINGS | | |
|--|-------------|-----|--------|-------------|-------|-----|
| | S&P | MDY | FI | S&P | MDY | FI |
| U.S. TREASURY SECURITIES | | | | | | |
| US. GOVERNMENT | A-1+ | P-1 | F1+ | AA+ | Aaa | AAA |
| U.S. GOVERNMENT AGENCY SECURITIES | | | | | | |
| FEDERAL NATIONAL MORTGAGE ASSOCIATION | A-1+ | P-1 | F1+ | AA+ | Aaa | AAA |
| FEDERAL HOME LOAN MORTGAGE CORPORATION | A-1+ | P-1 | F1+ | AA+ | Aaa | AAA |
| FEDERAL HOME LOAN BANKS | A-1+ | P-1 | F1+ | AA+ | Aaa | AAA |
| FEDERAL FARM CREDIT BANKS | A-1+ | P-1 | F1+ | AA+ | Aaa | AAA |
| COMMERCIAL PAPER / MEDIUM TERM NOTES | | | | | | |
| APPLE INC | NR | WR | NR | AA+ | Aa1 | NR |
| BERKSHIRE HATHAWAY INC | A-1+ | P-1 | NR | AA | Aa2 | AA- |
| <i>BERKSHIRE HATHAWAY FINANCE</i> | A-1+ | P-1 | NR | AA | Aa2 | AA- |
| CHEVRON CORPORATION | A-1+ | P-1 | NR | AA | Aa1 | NR |
| JOHNSON & JOHNSON | A-1+ | P-1 | F1+ | AAA | Aaa | AAA |
| MICROSOFT CORP | A-1+ | P-1 | F1+ | AAA | Aaa | AA+ |
| WAL-MART STORES INC | A-1+ | P-1 | F1+ | AA | Aa2 | AA |
| STATE OR NATIONALLY CHARTERED BANKS | | | | | | |
| ROYAL BANK OF CANADA NY | A-1+ | P-1 | F1+ | AA- | Aa3 | AA |
| TORONTO DOMINION BANK NY | A-1+ | P-1 | F1+ | AA- | Aa1 | AA- |
| MUNICIPAL BONDS | | | | | | |
| ORANGE CNTY CA PENSION OBLG 2014 A * | NR | NR | NR | AA- | NR | NR |
| MONEY MARKET MUTUAL FUNDS | | | | | | |
| INVESCO GOVERNMENT & AGENCY SHORT-TERM INVESTMENTS TRUST (AIM) | AAAm | | Aaa-MF | | AAAmf | |
| GOLDMAN SACHS FINANCIAL SQUARE GOVT FUND | AAAm | | Aaa-MF | | NR | |
| MORGAN STANLEY INSTITUTIONAL LIQUIDITY FUNDS - GOVT | AAAm | | Aaa-MF | | NR | |
| NORTHERN INSTITUTIONAL TREASURY PORTFOLIO | AAAm | | NR | | NR | |

* Further purchase restrictions apply due to additional trading limits.

**Orange County Treasurer-Tax Collector
Changes in Approved Issuer's List
For the Month Ended March 31, 2014**

During March, there were no changes to the Treasurer's Approved Issuer List.

ORANGE COUNTY TREASURER - TAX COLLECTOR
MATURITIES DISTRIBUTION
March 31, 2014



| ORANGE COUNTY INVESTMENT POOL | | |
|-------------------------------|---------------------|----------------|
| | In Thousands | % |
| 1 TO 7 DAYS | \$ 62,694 | 1.80% |
| 8 TO 30 DAYS | 740,781 | 21.11% |
| 31 TO 60 DAYS | 177,443 | 5.06% |
| 61 TO 90 DAYS | 282,013 | 8.04% |
| 91 TO 180 DAYS | 284,135 | 8.10% |
| 181 TO 395 DAYS | 537,913 | 15.33% |
| 14 TO 18 MONTHS | 237,920 | 6.78% |
| 19 TO 24 MONTHS | 386,371 | 11.01% |
| 25 TO 30 MONTHS | 319,713 | 9.11% |
| 31 TO 36 MONTHS | 278,378 | 7.93% |
| 37 TO 60 MONTHS | 201,085 | 5.73% |
| TOTAL | \$ 3,508,446 | 100.00% |

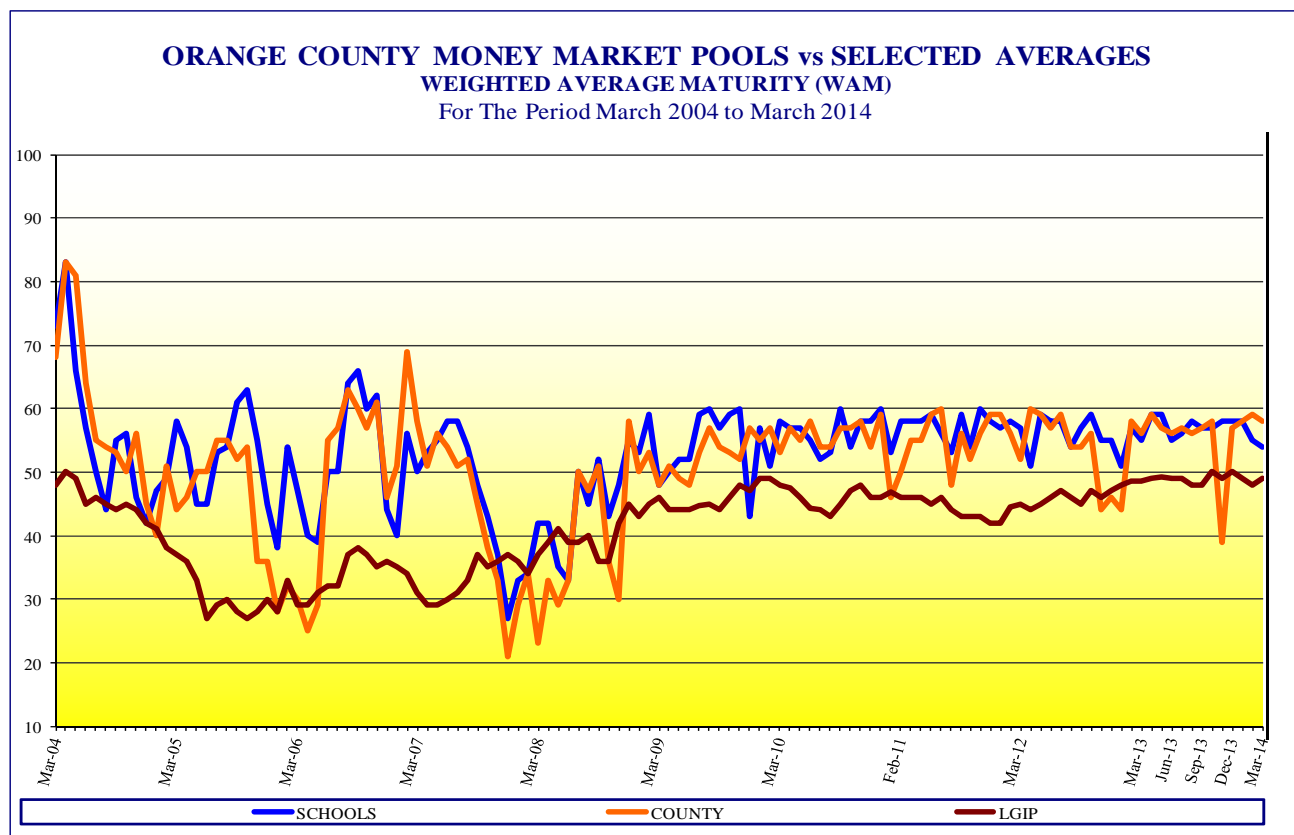
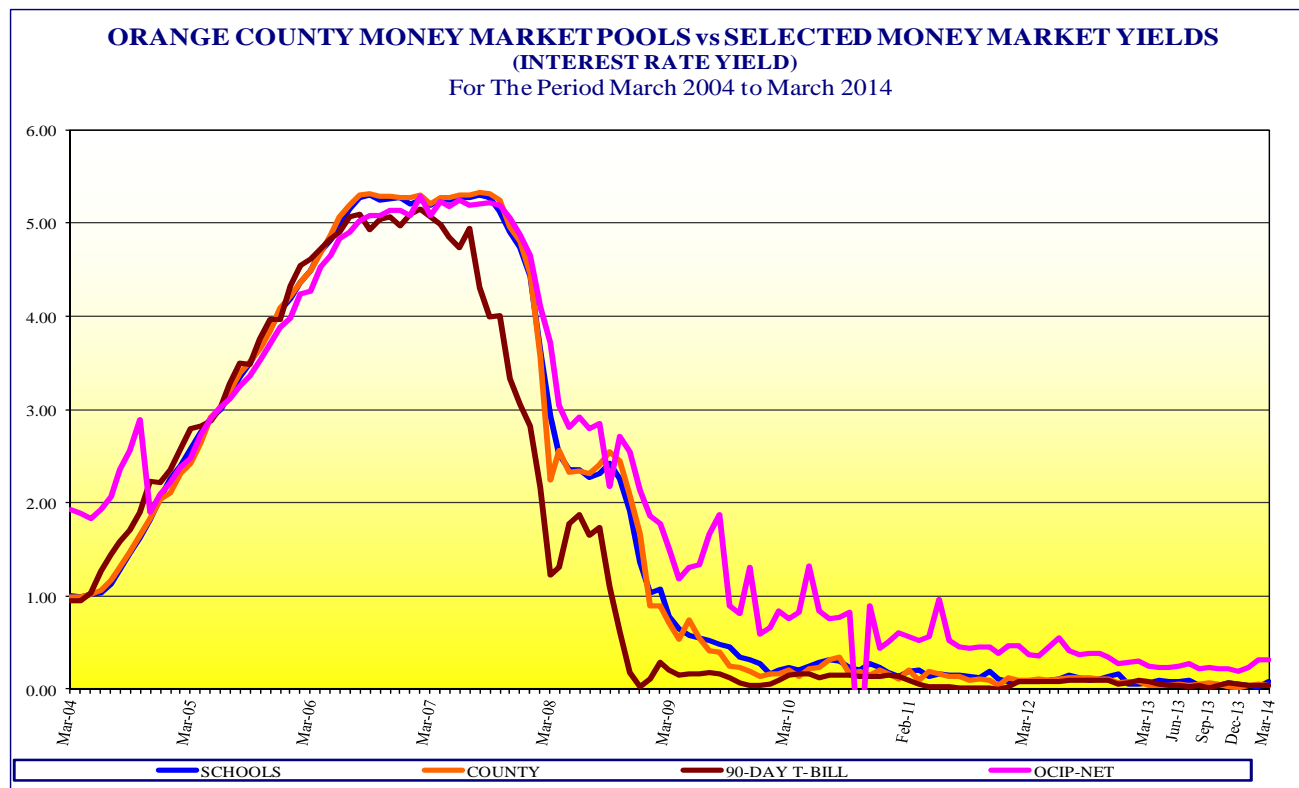
| ORANGE COUNTY EDUCATIONAL INVESTMENT POOL | | |
|---|---------------------|----------------|
| | In Thousands | % |
| 1 TO 7 DAYS | \$ 150,364 | 4.47% |
| 8 TO 30 DAYS | 217,809 | 6.48% |
| 31 TO 60 DAYS | 185,632 | 5.51% |
| 61 TO 90 DAYS | 174,912 | 5.19% |
| 91 TO 180 DAYS | 312,927 | 9.29% |
| 181 TO 395 DAYS | 546,885 | 16.23% |
| 14 TO 18 MONTHS | 297,523 | 8.83% |
| 19 TO 24 MONTHS | 483,164 | 14.34% |
| 25 TO 30 MONTHS | 399,809 | 11.87% |
| 31 TO 36 MONTHS | 348,117 | 10.33% |
| 37 TO 60 MONTHS | 251,462 | 7.46% |
| TOTAL | \$ 3,368,604 | 100.00% |

| JOHN WAYNE AIRPORT INVESTMENT POOL | | |
|------------------------------------|------------------|----------------|
| | In Thousands | % |
| 1 TO 7 DAYS | \$ 3,824 | 7.69% |
| 8 TO 30 DAYS | 7,385 | 14.84% |
| 31 TO 60 DAYS | 10,191 | 20.48% |
| 61 TO 90 DAYS | 9,433 | 18.96% |
| 91 TO 180 DAYS | 14,725 | 29.59% |
| 181 TO 395 DAYS | 4,200 | 8.44% |
| TOTAL | \$ 49,758 | 100.00% |

Maturity Limits Are In Compliance With The Orange County Treasurer's Investment Policy Statement

Floating Rate Notes are deemed to have a maturity date equal to their next interest reset date.

At 3/31/2014, Floating Rate Notes comprise 5.32%, 7.45%, and 30.68% of the Orange County Investment Pool, Orange County Educational Investment Pool, and JWA Investment Pool respectively.



- Prime MMF: Rated Money Fund Report Average-Prime Institutional from I-Money Net
- As of March 31, 2014, LGIP – 0.05; LGIP WAM -49; 90-Day T-Bill – 0.05; OCIP – Net – 0.32

ORANGE COUNTY TREASURER-TAX COLLECTOR

INVESTMENT POOL YIELDS

April 1, 2013 - March 31, 2014

| PERIOD ENDING - MONTH / YEAR | MONTH END MARKET VALUE | EARNINGS FOR MONTH | GROSS AVERAGE YIELD FOR MONTH | MONTH END WAM |
|---|---|--------------------------------|--|-------------------------------|
| <i>Current Month - March 2014</i> | | | | |
| County Pool - Money Market Fund | \$ 1,504,893,583 | \$ 124,598 | 0.11% | 58 |
| Educational Pool - Money Market Fund | \$ 862,975,773 | \$ 127,998 | 0.15% | 54 |
| Extended Fund | \$ 4,523,381,423 | \$ 1,964,144 | 0.52% | 640 |
| <i>February 2014</i> | | | | |
| County Pool - Money Market Fund | \$ 1,234,361,723 | \$ 112,104 | 0.12% | 59 |
| Educational Pool - Money Market Fund | \$ 1,116,059,047 | \$ 124,738 | 0.10% | 55 |
| Extended Fund | \$ 4,386,466,666 | \$ 1,617,800 | 0.52% | 605 |
| <i>January 2014</i> | | | | |
| County Pool - Money Market Fund | \$ 1,163,918,642 | \$ 161,333 | 0.13% | 58 |
| Educational Pool - Money Market Fund | \$ 1,731,030,127 | \$ 190,322 | 0.12% | 58 |
| Extended Fund | \$ 4,026,199,146 | \$ 1,518,018 | 0.46% | 577 |
| <i>December 2013</i> | | | | |
| County Pool - Money Market Fund | \$ 2,072,049,497 | \$ 184,296 | 0.09% | 57 |
| Educational Pool - Money Market Fund | \$ 1,978,638,884 | \$ 219,931 | 0.14% | 58 |
| Extended Fund | \$ 3,696,727,752 | \$ 1,293,803 | 0.45% | 621 |
| <i>November 2013</i> | | | | |
| County Pool - Money Market Fund | \$ 1,819,042,131 | \$ 153,214 | 0.12% | 39 |
| Educational Pool - Money Market Fund | \$ 1,638,204,004 | \$ 213,523 | 0.15% | 58 |
| Extended Fund | \$ 3,026,493,454 | \$ 1,213,102 | 0.49% | 624 |
| <i>October 2013</i> | | | | |
| County Pool - Money Market Fund | \$ 1,486,030,115 | \$ 139,691 | 0.13% | 58 |
| Educational Pool - Money Market Fund | \$ 1,702,755,698 | \$ 186,370 | 0.12% | 57 |
| Extended Fund | \$ 3,026,539,250 | \$ 1,242,521 | 0.48% | 633 |
| <i>September 2013</i> | | | | |
| County Pool - Money Market Fund | \$ 1,198,565,150 | \$ 153,257 | 0.15% | 57 |
| Educational Pool - Money Market Fund | \$ 1,834,425,928 | \$ 187,335 | 0.12% | 57 |
| Extended Fund | \$ 3,024,399,465 | \$ 1,233,682 | 0.49% | 645 |
| <i>August 2013</i> | | | | |
| County Pool - Money Market Fund | \$ 1,221,480,067 | \$ 134,037 | 0.13% | 56 |
| Educational Pool - Money Market Fund | \$ 1,837,942,532 | \$ 253,357 | 0.16% | 58 |
| Extended Fund | \$ 3,017,453,110 | \$ 1,266,459 | 0.49% | 643 |
| <i>July 2013</i> | | | | |
| County Pool - Money Market Fund | \$ 1,257,658,076 | \$ 140,811 | 0.12% | 57 |
| Educational Pool - Money Market Fund | \$ 1,949,109,733 | \$ 245,925 | 0.15% | 56 |
| Extended Fund | \$ 2,995,745,835 | \$ 1,479,702 | 0.58% | 642 |
| <i>June 2013</i> | | | | |
| County Pool - Money Market Fund | \$ 1,422,436,315 | \$ 162,341 | 0.13% | 56 |
| Educational Pool - Money Market Fund | \$ 1,965,410,761 | \$ 232,017 | 0.16% | 55 |
| Extended Fund | \$ 3,018,335,297 | \$ 1,343,357 | 0.54% | 655 |
| <i>May 2013</i> | | | | |
| County Pool - Money Market Fund | \$ 1,751,637,453 | \$ 193,558 | 0.12% | 57 |
| Educational Pool - Money Market Fund | \$ 1,765,877,752 | \$ 249,444 | 0.17% | 59 |
| Extended Fund | \$ 3,021,491,404 | \$ 1,287,435 | 0.50% | 618 |
| <i>April 2013</i> | | | | |
| County Pool - Money Market Fund | \$ 2,003,879,874 | \$ 258,923 | 0.12% | 59 |
| Educational Pool - Money Market Fund | \$ 1,849,615,014 | \$ 230,688 | 0.18% | 59 |
| Extended Fund | \$ 3,022,972,361 | \$ 1,330,367 | 0.54% | 578 |
| Fiscal Year July 1, 2013 - June 30, 2014 | Average Month End Market Value Balance | YTD Interest Income | YTD Gross Yield | YTD Average 21 |
| Orange County Investment Pool | \$ 3,226,581,668 | \$ 7,936,542 | 0.33% | 373 |
| Orange County Educational Investment Pool | \$ 3,365,923,534 | \$ 7,945,530 | 0.31% | 348 |

ORANGE COUNTY TREASURER-TAX COLLECTOR

CASH AVAILABILITY PROJECTION

FOR THE SIX MONTHS ENDING SEPTEMBER 30, 2014

Government Code Section 53646 (b) (3), effective on January 1, 1996, requires the Treasurer-Tax Collector to include a statement in the investment report, denoting the ability of the Orange County Investment Pool (OCIP) and the Orange County Educational Investment Pool (OCEIP) to meet their expenditure requirements for the next six months.

The OCIP and OCEIP consist of funds in the treasury deposited by various entities required to do so by statute, as well as those entities voluntarily depositing monies in accordance with Government Code Section 53684.

The Treasurer-Tax Collector is required to disburse monies placed in the treasury as directed by the Auditor-Controller and the Department of Education, except for the making of legal investments, to the extent funds are transferred to one or more clearing funds in accordance with Government Code Section 29808.

The Treasurer-Tax Collector, in her projection of cash availability to disburse funds as directed by the Auditor-Controller and the Department of Education, is relying exclusively on historical activity involving deposits and disbursements and future cash flow projections. No representation is made as to an individual depositor's ability to meet their anticipated expenditures with anticipated revenues.

The Cash Availability Projection for the six months ending September 30, 2014, indicates the ability of the pools to meet projected cash flow requirements. However, there will usually be differences between projected and actual results because events and circumstances frequently do not occur as expected and those differences may be material.

| ORANGE COUNTY INVESTMENT POOL | | | | |
|-------------------------------|-----------------------|--------------------|-------------------------|---------------------------|
| Month | Investment Maturities | Projected Deposits | Projected Disbursements | Cumulative Available Cash |
| March 2014 - Ending Cash | | | | \$ 41,949,157 |
| April | \$ 890,934,946 | \$ 1,962,399,624 | \$ 1,702,225,625 | 1,193,058,102 |
| May | 187,149,100 | 396,224,712 | 659,583,676 | 1,116,848,239 |
| June | 329,957,414 | 291,179,465 | 550,609,823 | 1,187,375,294 |
| July | 25,752,128 | 334,152,789 | 532,056,310 | 1,015,223,901 |
| August | 184,984,167 | 378,161,176 | 436,016,775 | 1,142,352,469 |
| September | 262,607,245 | 341,850,830 | 369,898,920 | 1,376,911,624 |

| ORANGE COUNTY EDUCATIONAL INVESTMENT POOL | | | | |
|---|-----------------------|--------------------|-------------------------|---------------------------|
| Month | Investment Maturities | Projected Deposits | Projected Disbursements | Cumulative Available Cash |
| March 2014 - Ending Cash | | | | \$ 4,196,923 |
| April | \$ 321,984,875 | \$ 1,307,463,965 | \$ 826,269,912 | 807,375,852 |
| May | 180,483,181 | 193,004,257 | 518,942,711 | 661,920,578 |
| June | 130,992,730 | 350,798,697 | 545,247,613 | 598,464,392 |
| July | 77,195,367 | 561,871,741 | 412,257,477 | 825,274,023 |
| August | 44,845,778 | 187,318,899 | 338,312,387 | 719,126,313 |
| September | 34,161,355 | 447,058,247 | 465,220,584 | 735,125,330 |

ORANGE COUNTY TREASURER-TAX COLLECTOR
STATEMENT OF ACCOUNTABILITY
FOR THE MONTH AND QUARTER ENDED: MARCH 31, 2014

| | <u>Month</u> | <u>Quarter</u> |
|--|-------------------------------|-------------------------------|
| Treasurer's Accountability at the Beginning of the Period: | <u>\$6,821,691,886</u> | <u>\$7,833,702,396</u> |
| Cash Receipts: | | |
| County | 812,689,373 | 1,648,161,955 |
| Schools | <u>472,807,683</u> | <u>1,176,496,117</u> |
| Total Cash Receipts | <u>1,285,497,056</u> | <u>2,824,658,072</u> |
| Cash Disbursements: | | |
| County | 501,811,654 | 1,870,587,912 |
| Schools | <u>585,073,642</u> | <u>1,788,349,497</u> |
| Total Cash Disbursements | <u>1,086,885,296</u> | <u>3,658,937,409</u> |
| Net Change in Book Value of Pooled Assets | <u>198,611,760</u> | <u>(834,279,337)</u> |
| Net Increase in Specific Investments | <u>41,909</u> | <u>20,922,496</u> |
| Treasurer's Accountability at the End of the Period: | <u><u>\$7,020,345,555</u></u> | <u><u>\$7,020,345,555</u></u> |
| Assets in the Treasury at the end of the period: | | |
| O.C. Investment Pool | | \$3,519,513,613 |
| O.C. Educational Investment Pool | | 3,382,651,420 |
| Non Pooled Investments-John Wayne Airport | | 50,002,479 |
| Non Pooled Investments-other | | 22,031,962 |
| Cash in banks-County | | 41,796,667 |
| Cash in banks-Schools | | 4,196,923 |
| Cash in vault | | <u>152,491</u> |
| | | <u><u>\$7,020,345,555</u></u> |

ORANGE COUNTY TREASURER-TAX COLLECTOR
INVESTMENT POLICY (IPS) COMPLIANCE SUMMARY
March 31, 2014

| Investment Policy (IPS) Guidelines | | County Money Market Fund | | Extended Fund | | Educational Money Market Fund | | John Wayne Airport Investment Pool | |
|------------------------------------|------------------------------------|---------------------------------|----------------------|---------------------------------|----------------------|---------------------------------|----------------------|------------------------------------|----------------------|
| Diversification Limit | Investment Type | Market Value of Investments (1) | Percent of Portfolio | Market Value of Investments (1) | Percent of Portfolio | Market Value of Investments (1) | Percent of Portfolio | Market Value of Investments (1) | Percent of Portfolio |
| 100% | U.S. Treasuries | \$ 514,995,048 | 34.22% | \$ 1,175,026,603 | 25.98% | \$ 80,005,026 | 9.27% | \$ - | 0.00% |
| 30% | Negotiable Certificates of Deposit | 94,008,004 | 6.25% | - | 0.00% | 40,006,119 | 4.63% | 3,999,456 | 8.02% |
| 40% | Commercial Paper | - | 0.00% | - | 0.00% | - | 0.00% | - | 0.00% |
| 100% | U.S. Government Agencies | 783,768,711 | 52.08% | 2,820,604,417 | 62.35% | 516,319,039 | 59.83% | 33,870,325 | 67.93% |
| 20% | Money Market Funds | 36,026,980 | 2.39% | - | 0.00% | 109,568,933 | 12.70% | 3,209,431 | 6.44% |
| 30% | Medium-Term Notes | 76,094,840 | 5.06% | 201,547,298 | 4.46% | 117,076,656 | 13.57% | 8,783,886 | 17.61% |
| 30% | Municipal Debt | - | 0.00% | 326,203,105 | 7.21% | - | 0.00% | - | 0.00% |
| 100% | Repurchase Agreement | - | 0.00% | - | 0.00% | - | 0.00% | - | 0.00% |
| | | \$ 1,504,893,583 | 100.00% | \$ 4,523,381,423 | 100.00% | \$ 862,975,773 | 100.00% | \$ 49,863,098 | 100.00% |

| Investment Policy Guidelines | Compliance Category (Yes/No) | County Money Market Fund | Extended Fund | Educational Money Market Fund | John Wayne Airport Investment Pool |
|------------------------------------|---|--------------------------|---------------|-------------------------------|------------------------------------|
| 5% | Percentage Limits | | | | |
| 10% | Issuer Limit | Yes | Yes | Yes | Yes |
| 30% | Money Market Mutual Fund Issuer | Yes | N/A | Yes | Yes |
| See Above | Government Agencies Issuer | Yes | Yes | Yes | Yes |
| | Diversification Limit | Yes | Yes | Yes | Yes |
| 60 Days | Maturity/Duration Limits | | | | |
| >Merrill 1-3 Year Index+25% (2.40) | Weighted Average Maturity | Yes/58.16 | N/A | Yes/54.16 | Yes/56.46 |
| 13 Months/397 days | Duration | N/A | Yes/1.74 | N/A | N/A |
| 5 Years/1826 days | Final Maturity - Money Market Fund | Yes/317 | N/A | Yes/350 | Yes/332 |
| | Final Maturity - Extended Fund | N/A | Yes/1513 | N/A | N/A |
| A-1/≥ A | Quality Limits | | | | |
| ≥ A-1/P-1/F2 | MMF Short Term/Long Term | Yes | N/A | Yes | Yes |
| A-1/≥ AA (2) | Short Term Debt/No Split Ratings | Yes | N/A | Yes | Yes |
| | Extended Fund Short Term/Long Term | N/A | Yes | N/A | N/A |
| Approved Issuer List | Authorized Issuer | Yes | Yes | Yes | Yes |
| Broker/Dealer List | Authorized Financial Dealer/Institution | Yes | Yes | Yes | Yes |
| 0.995 - 1.005 | Net Asset Value - Money Market Fund | Yes/1.0001 | N/A | Yes/1.0002 | Yes/1.0001 |

(1) All investments are marked to market in compliance with the narrow valuation range prescribed by the IPS and market values are provided by Bloomberg Professional Services and Northern Tru

(2) Excludes US Government Debt per IPS policy approved by the Board of Supervisors on February 4, 2014

NA Not applicable

Note: Compliance exceptions, if any, are noted by red shading for the specific IPS guideline and investment pool.

ORANGE COUNTY TREASURER-TAX COLLECTOR
INVESTMENT POLICY (IPS) AND TREASURY OVERSIGHT COMMITTEE (TOC) COMPLIANCE SUMMARY
March 31, 2014

| COMPLIANCE CATEGORY | REGULATORY/POLICY GUIDELINES | CURRENT STATUS |
|--|---|---|
| Annual Compliance Audit | Performance Evaluation-Cal Govt. Code 27134 | Calendar Year 2013 in process. |
| Quarterly Statement of Assets Review | Performance Evaluation-Cal Govt. Code 26920(a) | Quarterly review of Statement of Assets as of 3/31/13 completed. Quarter ended 9/30/13 in process. |
| Annual Schedule of Assets Audit | Performance Evaluation-Cal Govt. Code 26920(b) | Annual audit of Schedule of Assets as of June 30, 2013 completed. |
| Treasury Administrative Fee | Compensation Agreement-Cal Govt. Code 27013 | Review of FY 11/12 fees completed. Review of FY 12/13 fees in process |
| Annual Broker/Dealer Review | Authorized Financial Dealers and Qualified Institutions | Calendar Year 2013 in process. |
| Annual Broker/Dealer IPS Certification | Authorized Financial Dealers and Qualified Institutions | All 2013 IPS certifications received. 2014 IPS certifications in process. |
| IPS Compliance Deficiencies | Investment/Diversification/Maturity Restrictions | FY 12/13 identified zero compliance incidents. FY 13/14 identified one compliance incident as of March 31, 2014. |
| TOC Bylaw Changes | TOC Review and BOS Annual Approval | October 30, 2013 changes approved by BOS on December 17, 2013. |
| Annual IPS Approval | TOC Review and BOS Annual Approval | October 30, 2013 changes approved by BOS on February 4, 2014. |
| TOC Annual Report | TOC Bylaws Rule 30 - Oral and Written Report | TOC 2013 Annual Report presented to BOS on February 25, 2014 |
| Broker/Financial Institution List | OC Gift Ban Ordinance and Form 700 | TOC members were provided a list of active TTC Broker/Dealers and Financial Institutions at October 30, 2013 meeting. |
| Certificates of Compliance | TOC Bylaws Rule 34 - Annual | TOC members are in compliance for Calendar Year 2014. |
| Ethics Training | TOC Bylaws Rule 34 - Every Two Years | TOC members are in compliance for Calendar Year 2013. |
| Conflict of Interest Form 700 | TOC Bylaws Rule 34 / IPS - Every Year | TOC members are in compliance for Calendar Year 2013. |

**Orange County Treasurer-Tax Collector
Noncompliance Detail
For the Month Ended March 31, 2014**

During March, the Orange County Investment Pool (OCIP), the Orange County Educational Investment Pool (OCEIP), and the John Wayne Airport Investment Pool were all free of noncompliance incidents.

ORANGE COUNTY TREASURER-TAX COLLECTOR

Investment Inventory with Market Value by Entity & Instrument Extended Fund, County and Educational Money Market Funds

As of 31-Mar-2014

Run Date: 02-Apr-2014 10:05 am
Print Date: 02-Apr-2014
As at date: 02-Apr-2014

Page 1 of 25
User: uphan

| Deal No. | Settle Date | Maturity Date | CUSIP | S&P | Moody's | Fitch | Face Value | Coupon | Purchase Yield | Capital | Capital Accrual | Interest Accrual | Book Value | Market Value * | Unrealized Gain/(Loss) |
|---|-------------|---------------|-----------|------|---------|--------|----------------------|---------------|----------------|----------------------|-----------------|------------------|----------------------|----------------------|------------------------|
| Issuer / Broker | | | | | | | | | | | | | | | |
| UNITED STATES DOLLAR | | | | | | | | | | | | | | | |
| <u>County Money Mkt Fnd</u> | | | | | | | | | | | | | | | |
| FUNDS | | | | | | | | | | | | | | | |
| GOLDMAN SACHS - COUNTY MMF | | | | | | | | | | | | | | | |
| | 4/1/14 | | | AAAm | AAA-mf | | 10,001.80 | | 0.0080 | 10,001.80 | 0.00 | 0.00 | 10,001.80 | 10,001.80 | 0.00 |
| INVESCO STIC GOVERNMENT & AGENCY | | | | | | | | | | | | | | | |
| | 4/1/14 | | | AAAm | AAA-mf | AAAmmf | 24,171.92 | | 0.0200 | 24,171.92 | 0.00 | 0.00 | 24,171.92 | 24,171.92 | 0.00 |
| MORGAN STANLEY GOVT 8302-COUNTY MMF | | | | | | | | | | | | | | | |
| | 4/1/14 | | | AAAm | Aaa | | 35,992,806.00 | | 0.0400 | 35,992,806.00 | 0.00 | 0.00 | 35,992,806.00 | 35,992,806.00 | 0.00 |
| Subtotal for FUNDS: | | | | | | | 36,026,979.72 | | 0.0400 | 36,026,979.72 | 0.00 | 0.00 | 36,026,979.72 | 36,026,979.72 | 0.00 |
| CERTIFICATES OF DEPOSIT | | | | | | | | | | | | | | | |
| YANKEE CD | | | | | | | | | | | | | | | |
| TORONTO DOMINION BANK NY / TDSI | | | | | | | | | | | | | | | |
| 708673 | 3/26/14 | 4/30/14 | 89112T4R2 | A-1+ | P-1 | F1+ | 30,000,000.00 | 0.1100 | 0.1100 | 30,000,000.00 | 0.00 | 550.00 | 30,000,000.00 | 30,000,999.00 | 999.00 |
| TORONTO DOMINION BANK NY / TDSI | | | | | | | | | | | | | | | |
| 704651 | 3/4/14 | 5/16/14 | 89112TZ31 | AA- | Aa1 | AA- | 10,000,000.00 | 0.1200 | 0.1200 | 10,000,000.00 | 0.00 | 933.33 | 10,000,000.00 | 9,999,872.00 | (128.00) |
| TORONTO DOMINION BANK NY / TDSI | | | | | | | | | | | | | | | |
| 671468 | 8/22/13 | 8/22/14 | 89112TGU2 | AA- | Aa1 | AA- | 15,000,000.00 | 0.3000 | 0.3000 | 15,000,000.00 | 0.00 | 27,750.00 | 15,000,000.00 | 15,008,377.50 | 8,377.50 |
| Subtotal for YANKEE CD: | | | | | | | 55,000,000.00 | 0.1636 | 0.1636 | 55,000,000.00 | 0.00 | 29,233.33 | 55,000,000.00 | 55,009,248.50 | 9,248.50 |
| YANKEE CD FLOATER | | | | | | | | | | | | | | | |
| TORONTO DOMINION BANK NY / TDSI | | | | | | | | | | | | | | | |
| 660322 | 6/19/13 | 6/19/14 | 89112W6D4 | AA- | Aa1 | AA- | 10,000,000.00 | 0.2035 | 0.2163 | 10,000,000.00 | 0.00 | 734.86 | 10,000,000.00 | 10,001,138.10 | 1,138.10 |
| ROYAL BANK OF CANADA NY / RBC | | | | | | | | | | | | | | | |
| 660956 | 6/24/13 | 6/24/14 | 78009NNK8 | AA- | Aa3 | F1+ | 9,000,000.00 | 0.2655 | 0.2655 | 9,000,000.00 | 0.00 | 531.00 | 9,000,000.00 | 8,999,802.54 | (197.46) |
| ROYAL BANK OF CANADA NY / RBC | | | | | | | | | | | | | | | |
| 707636 | 3/20/14 | 9/18/14 | 78009NQY5 | A-1+ | P-1 | F1+ | 10,000,000.00 | 0.1564 | 0.1564 | 10,000,000.00 | 0.00 | 521.50 | 10,000,000.00 | 9,999,120.00 | (880.00) |
| ROYAL BANK OF CANADA NY / RBC | | | | | | | | | | | | | | | |
| 702987 | 2/24/14 | 11/24/14 | 78009NQR0 | A-1+ | P-1 | F1+ | 10,000,000.00 | 0.2055 | 0.2055 | 10,000,000.00 | 0.00 | 456.67 | 10,000,000.00 | 9,998,695.50 | (1,304.50) |
| Subtotal for YANKEE CD FLOATER: | | | | | | | 39,000,000.00 | 0.2063 | 0.2095 | 39,000,000.00 | 0.00 | 2,244.03 | 39,000,000.00 | 38,998,756.14 | (1,243.86) |
| Subtotal for CERTIFICATES OF DEPOSIT: | | | | | | | 94,000,000.00 | 0.1813 | 0.1827 | 94,000,000.00 | 0.00 | 31,477.36 | 94,000,000.00 | 94,008,004.64 | 8,004.64 |
| GOVERNMENT AGENCY | | | | | | | | | | | | | | | |
| DISCOUNT NOTES | | | | | | | | | | | | | | | |
| FNMA DISCOUNT / NOMURA SECURITIES | | | | | | | | | | | | | | | |
| 693744 | 12/31/13 | 4/2/14 | 313589VA8 | AA+ | Aaa | AAA | 11,667,000.00 | | 0.0700 | 11,664,912.90 | 0.00 | 2,064.41 | 11,666,977.31 | 11,666,938.28 | (39.03) |
| FREDDIE DISCOUNT / JEFFERIES & COMPANY | | | | | | | | | | | | | | | |
| 704112 | 2/28/14 | 4/7/14 | 313397VF5 | AA+ | Aaa | AAA | 15,000,000.00 | | 0.0500 | 14,999,208.33 | 0.00 | 666.67 | 14,999,875.00 | 14,999,523.45 | (351.55) |

ORANGE COUNTY TREASURER-TAX COLLECTOR

Investment Inventory with Market Value by Entity & Instrument Extended Fund, County and Educational Money Market Funds

As of 31-Mar-2014

Run Date: 02-Apr-2014 10:05 am
Print Date: 02-Apr-2014
As at date: 02-Apr-2014

Page 2 of 25
User: uphan

| Deal No. | Settle Date | Maturity Date | CUSIP | S&P | Moodys | Fitch | Face Value | Coupon | Purchase Yield | Capital | Capital Accrual | Interest Accrual | Book Value | Market Value * | Unrealized Gain/(Loss) |
|---|-------------|---------------|-----------|-----|--------|-------|---------------|--------|----------------|---------------|-----------------|------------------|---------------|----------------|------------------------|
| Issuer / Broker | | | | | | | | | | | | | | | |
| UNITED STATES DOLLAR | | | | | | | | | | | | | | | |
| <u>County Money Mkt Fnd</u> | | | | | | | | | | | | | | | |
| GOVERNMENT AGENCY | | | | | | | | | | | | | | | |
| DISCOUNT NOTES | | | | | | | | | | | | | | | |
| FHLB DISC CORP / DAIWA CAPITAL MARKETS | | | | | | | | | | | | | | | |
| 701839 | 2/18/14 | 4/21/14 | 313385VV5 | AA+ | Aaa | AAA | 25,000,000.00 | | 0.0550 | 24,997,631.94 | 0.00 | 1,604.17 | 24,999,236.11 | 24,999,575.00 | 338.89 |
| FHLB DISC CORP / GOLDMAN SACHS GROUP INC | | | | | | | | | | | | | | | |
| 707132 | 3/18/14 | 4/21/14 | 313385VV5 | AA+ | Aaa | AAA | 5,000,000.00 | | 0.0600 | 4,999,716.67 | 0.00 | 116.67 | 4,999,833.34 | 4,999,915.00 | 81.66 |
| FHLB DISC CORP / JEFFERIES & COMPANY | | | | | | | | | | | | | | | |
| 702114 | 2/19/14 | 4/23/14 | 313385VX1 | AA+ | Aaa | AAA | 25,000,000.00 | | 0.0600 | 24,997,375.00 | 0.00 | 1,708.33 | 24,999,083.33 | 24,999,550.00 | 466.67 |
| FHLB DISC CORP / CITIGROUP GLOBAL MARKETS | | | | | | | | | | | | | | | |
| 702115 | 2/19/14 | 4/23/14 | 313385VX1 | AA+ | Aaa | AAA | 17,577,000.00 | | 0.0600 | 17,575,154.41 | 0.00 | 1,201.10 | 17,576,355.51 | 17,576,683.61 | 328.10 |
| FHLB DISC CORP / JEFFERIES & COMPANY | | | | | | | | | | | | | | | |
| 702450 | 2/20/14 | 4/23/14 | 313385VX1 | AA+ | Aaa | AAA | 25,000,000.00 | | 0.0600 | 24,997,416.67 | 0.00 | 1,666.66 | 24,999,083.33 | 24,999,550.00 | 466.67 |
| FHLB DISC CORP / JEFFERIES & COMPANY | | | | | | | | | | | | | | | |
| 709203 | 3/28/14 | 5/2/14 | 313385WG7 | AA+ | Aaa | AAA | 5,000,000.00 | | 0.0400 | 4,999,805.56 | 0.00 | 22.22 | 4,999,827.78 | 4,999,870.00 | 42.22 |
| FHLB DISC CORP / JEFFERIES & COMPANY | | | | | | | | | | | | | | | |
| 709204 | 3/28/14 | 5/19/14 | 313385WZ5 | AA+ | Aaa | AAA | 5,000,000.00 | | 0.0450 | 4,999,675.00 | 0.00 | 25.00 | 4,999,700.00 | 4,999,340.75 | (359.25) |
| FNMA DISCOUNT / JEFFERIES & COMPANY | | | | | | | | | | | | | | | |
| 703596 | 2/26/14 | 5/28/14 | 313589XJ7 | AA+ | Aaa | AAA | 20,000,000.00 | | 0.0550 | 19,997,219.44 | 0.00 | 1,038.89 | 19,998,258.33 | 19,999,040.00 | 781.67 |
| FHLB DISC CORP / GOLDMAN SACHS GROUP INC | | | | | | | | | | | | | | | |
| 709201 | 3/28/14 | 5/30/14 | 313385XL5 | AA+ | Aaa | AAA | 25,000,000.00 | | 0.0450 | 24,998,031.25 | 0.00 | 125.00 | 24,998,156.25 | 24,998,775.00 | 618.75 |
| FREDDIE DISCOUNT / NOMURA SECURITIES | | | | | | | | | | | | | | | |
| 708936 | 3/27/14 | 6/9/14 | 313397XW6 | AA+ | Aaa | AAA | 9,500,000.00 | | 0.0600 | 9,498,828.33 | 0.00 | 79.17 | 9,498,907.50 | 9,498,763.77 | (143.73) |
| FED FARM CR BK / BARCLAYS CAPITAL | | | | | | | | | | | | | | | |
| 693742 | 12/31/13 | 6/16/14 | 313313YD4 | AA+ | Aaa | AAA | 25,000,000.00 | | 0.1100 | 24,987,243.06 | 0.00 | 6,951.39 | 24,994,194.45 | 24,998,425.00 | 4,230.55 |
| FNMA DISCOUNT / DAIWA CAPITAL MARKETS | | | | | | | | | | | | | | | |
| 708665 | 3/26/14 | 6/18/14 | 313589YF4 | AA+ | Aaa | AAA | 13,000,000.00 | | 0.0575 | 12,998,255.83 | 0.00 | 124.58 | 12,998,380.41 | 12,999,155.00 | 774.59 |
| FHLB DISC CORP / CITIGROUP GLOBAL MARKETS | | | | | | | | | | | | | | | |
| 709202 | 3/28/14 | 6/18/14 | 313385YF7 | AA+ | Aaa | AAA | 5,000,000.00 | | 0.0600 | 4,999,316.67 | 0.00 | 33.33 | 4,999,350.00 | 4,999,675.00 | 325.00 |
| FHLB DISC CORP / JEFFERIES & COMPANY | | | | | | | | | | | | | | | |
| 708667 | 3/26/14 | 6/25/14 | 313385YN0 | AA+ | Aaa | AAA | 50,000,000.00 | | 0.0700 | 49,991,152.78 | 0.00 | 583.33 | 49,991,736.11 | 49,991,963.00 | 226.89 |
| FREDDIE DISCOUNT / DEUTSCHE | | | | | | | | | | | | | | | |
| 708391 | 3/25/14 | 7/7/14 | 313397ZA2 | AA+ | Aaa | AAA | 14,100,000.00 | | 0.0600 | 14,097,556.00 | 0.00 | 164.50 | 14,097,720.50 | 14,096,688.19 | (1,032.31) |
| FREDDIE DISCOUNT / DAIWA CAPITAL MARKETS | | | | | | | | | | | | | | | |
| 703590 | 2/26/14 | 8/25/14 | 313397D32 | AA+ | Aaa | AAA | 25,000,000.00 | | 0.0850 | 24,989,375.00 | 0.00 | 2,006.94 | 24,991,381.94 | 24,975,704.00 | (15,677.94) |
| FHLB DISC CORP / CITIGROUP GLOBAL MARKETS | | | | | | | | | | | | | | | |

ORANGE COUNTY TREASURER-TAX COLLECTOR

Investment Inventory with Market Value by Entity & Instrument Extended Fund, County and Educational Money Market Funds

As of 31-Mar-2014

Run Date: 02-Apr-2014 10:05 am
Print Date: 02-Apr-2014
As at date: 02-Apr-2014

Page 3 of 25
User: uphan

| Deal No. | Settle Date | Maturity Date | CUSIP | S&P | Moodys | Fitch | Face Value | Coupon | Purchase Yield | Capital | Capital Accrual | Interest Accrual | Book Value | Market Value * | Unrealized Gain/(Loss) |
|---|-------------|---------------|-----------|-----|--------|-------|-----------------------|---------------|----------------|-----------------------|---------------------|------------------|-----------------------|-----------------------|------------------------|
| Issuer / Broker | | | | | | | | | | | | | | | |
| UNITED STATES DOLLAR | | | | | | | | | | | | | | | |
| <u>County Money Mkt Fnd</u> | | | | | | | | | | | | | | | |
| GOVERNMENT AGENCY | | | | | | | | | | | | | | | |
| DISCOUNT NOTES | | | | | | | | | | | | | | | |
| 703597 | 2/26/14 | 8/27/14 | 313385D52 | AA+ | Aaa | AAA | 25,000,000.00 | | 0.0920 | 24,988,372.22 | 0.00 | 2,172.22 | 24,990,544.44 | 24,975,373.50 | (15,170.94) |
| FREDDIE DISCOUNT / BARCLAYS CAPITAL | | | | | | | | | | | | | | | |
| 709494 | 3/31/14 | 9/29/14 | 313397H61 | AA+ | Aaa | AAA | 23,642,000.00 | | 0.0800 | 23,632,438.12 | 0.00 | 52.54 | 23,632,490.66 | 23,636,065.86 | 3,575.20 |
| FREDDIE DISCOUNT / GOLDMAN SACHS GROUP INC | | | | | | | | | | | | | | | |
| 708935 | 3/27/14 | 10/24/14 | 313397L74 | AA+ | Aaa | AAA | 39,200,000.00 | | 0.0900 | 39,179,322.00 | 0.00 | 490.00 | 39,179,812.00 | 39,162,877.60 | (16,934.40) |
| FREDDIE DISCOUNT / GOLDMAN SACHS GROUP INC | | | | | | | | | | | | | | | |
| 690404 | 12/11/13 | 11/17/14 | 313397P70 | AA+ | Aaa | AAA | 10,000,000.00 | | 0.1650 | 9,984,370.83 | 0.00 | 5,087.50 | 9,989,458.33 | 9,992,591.40 | 3,133.07 |
| Subtotal for DISCOUNT NOTES: | | | | | | | 418,686,000.00 | 0.0000 | 0.0720 | 418,572,378.01 | 0.00 | 27,984.62 | 418,600,362.63 | 418,566,043.41 | (34,319.22) |
| GOVT AGENCY-FIX-30/360 | | | | | | | | | | | | | | | |
| FED HM LN BK BD / CRED SUIS SECURITIES | | | | | | | | | | | | | | | |
| 647984 | 4/11/13 | 4/11/14 | 313382RL9 | AA+ | Aaa | AAA | 10,000,000.00 | 0.1250 | 0.1825 | 9,994,260.00 | 5,580.56 | 5,902.78 | 9,999,840.56 | 10,000,700.00 | 859.44 |
| FED HM LN BK BD / NOMURA SECURITIES | | | | | | | | | | | | | | | |
| 707865 | 3/21/14 | 5/28/14 | 313373JR4 | AA+ | Aaa | AAA | 8,000,000.00 | 1.3750 | 0.0799 | 8,019,256.00 | (2,874.03) | 3,055.56 | 8,016,381.97 | 8,017,280.00 | 898.03 |
| FED HM LN BK BD / NOMURA SECURITIES | | | | | | | | | | | | | | | |
| 707866 | 3/21/14 | 5/28/14 | 313373JR4 | AA+ | Aaa | AAA | 10,000,000.00 | 1.3750 | 0.0799 | 10,024,070.00 | (3,592.54) | 3,819.44 | 10,020,477.46 | 10,021,600.00 | 1,122.54 |
| FED HM LN BK BD / NOMURA SECURITIES | | | | | | | | | | | | | | | |
| 708121 | 3/24/14 | 5/28/14 | 313373JR4 | AA+ | Aaa | AAA | 25,000,000.00 | 1.3750 | 0.0750 | 25,057,703.00 | (6,311.27) | 6,684.03 | 25,051,391.73 | 25,054,000.00 | 2,608.27 |
| FED HM LN BK BD / CRED SUIS SECURITIES | | | | | | | | | | | | | | | |
| 659829 | 6/17/13 | 6/11/14 | 313383L66 | AA+ | Aaa | AAA | 17,000,000.00 | 0.1250 | 0.1723 | 16,992,095.00 | 6,341.86 | 6,493.06 | 16,998,436.86 | 17,001,190.00 | 2,753.14 |
| FED HM LN BK BD / BNP PARIBAS | | | | | | | | | | | | | | | |
| 708669 | 3/26/14 | 6/26/14 | 313383NV9 | AA+ | Aaa | AAA | 32,815,000.00 | 0.1900 | 0.0762 | 32,824,188.20 | (510.46) | 865.95 | 32,823,677.74 | 32,824,188.20 | 510.46 |
| FANNIE MAE / BNP PARIBAS | | | | | | | | | | | | | | | |
| 708394 | 3/25/14 | 6/27/14 | 3135G0BJ1 | AA+ | Aaa | AAA | 30,000,000.00 | 1.1250 | 0.0705 | 30,080,700.00 | (5,263.04) | 5,625.00 | 30,075,436.96 | 30,084,900.00 | 9,463.04 |
| FREDDIE MAC / CITIGROUP GLOBAL MARKETS | | | | | | | | | | | | | | | |
| 697661 | 1/23/14 | 8/20/14 | 3134G2UA8 | AA+ | Aaa | AAA | 9,121,000.00 | 1.0000 | 0.1111 | 9,167,590.07 | (15,304.95) | 10,387.81 | 9,152,285.12 | 9,152,923.50 | 638.38 |
| FANNIE MAE / CITIGROUP GLOBAL MARKETS | | | | | | | | | | | | | | | |
| 697659 | 1/23/14 | 8/28/14 | 3135G0BY8 | AA+ | Aaa | AAA | 5,119,000.00 | 0.8750 | 0.1110 | 5,142,341.10 | (7,382.30) | 4,105.87 | 5,134,958.80 | 5,135,790.32 | 831.52 |
| FED HM LN BK BD / BNP PARIBAS | | | | | | | | | | | | | | | |
| 675128 | 9/12/13 | 9/12/14 | 313383ZP9 | AA+ | Aaa | AAA | 15,000,000.00 | 0.1700 | 0.2078 | 14,994,345.00 | 3,125.96 | 1,345.83 | 14,997,470.96 | 15,005,070.00 | 7,599.04 |
| FANNIE MAE / JP MORGAN CHASE & CO | | | | | | | | | | | | | | | |
| 697660 | 1/23/14 | 9/16/14 | 31398AYY2 | AA+ | Aaa | AAA | 15,000,000.00 | 3.0000 | 0.1316 | 15,278,250.00 | (81,206.01) | 18,750.00 | 15,197,043.99 | 15,204,975.00 | 7,931.01 |
| Subtotal for GOVT AGENCY-FIX-30/360: | | | | | | | 177,055,000.00 | 0.9242 | 0.1093 | 177,574,798.37 | (107,396.22) | 67,035.33 | 177,467,402.15 | 177,502,617.02 | 29 35,214.87 |

ORANGE COUNTY TREASURER-TAX COLLECTOR

Investment Inventory with Market Value by Entity & Instrument Extended Fund, County and Educational Money Market Funds

As of 31-Mar-2014

Run Date: 02-Apr-2014 10:05 am
Print Date: 02-Apr-2014
As at date: 02-Apr-2014

Page 4 of 25
User: uphan

| Deal No. | Settle Date | Maturity Date | CUSIP | S&P | Moody's | Fitch | Face Value | Coupon | Purchase Yield | Capital | Capital Accrual | Interest Accrual | Book Value | Market Value * | Unrealized Gain/(Loss) |
|---|-------------|---------------|-----------|-----|---------|-------|-----------------------|---------------|----------------|-----------------------|---------------------|-------------------|-----------------------|-----------------------|------------------------|
| Issuer / Broker | | | | | | | | | | | | | | | |
| UNITED STATES DOLLAR | | | | | | | | | | | | | | | |
| <u>County Money Mkt Fnd</u> | | | | | | | | | | | | | | | |
| GOVERNMENT AGENCY | | | | | | | | | | | | | | | |
| GOVT AGENCY-FLOAT-ACT/360 | | | | | | | | | | | | | | | |
| FED HM LN BK BD / BNP PARIBAS | | | | | | | | | | | | | | | |
| 682278 | 10/24/13 | 4/15/14 | 313380VN4 | AA+ | Aaa | AAA | 25,000,000.00 | 0.1300 | 0.0840 | 25,008,450.00 | (7,766.18) | 7,916.67 | 25,000,683.82 | 25,000,750.00 | 66.18 |
| FED FARM CR BK / CASTLE OAK SECURITIES | | | | | | | | | | | | | | | |
| 651834 | 5/1/13 | 5/1/14 | 3133ECNM2 | AA+ | Aaa | AAA | 30,000,000.00 | 0.1200 | 0.1275 | 29,997,750.00 | 2,065.07 | 5,900.00 | 29,999,815.07 | 30,000,900.00 | 1,084.93 |
| FED FARM CR BK / UBS FINANCIAL SERVICES | | | | | | | | | | | | | | | |
| 652089 | 5/2/13 | 5/1/14 | 3133ECN26 | AA+ | Aaa | AAA | 10,000,000.00 | 0.0845 | 0.1382 | 9,999,000.00 | 917.58 | 0.00 | 9,999,917.58 | 9,999,910.00 | (7.58) |
| FED HM LN BK BD / JP MORGAN CHASE & CO | | | | | | | | | | | | | | | |
| 706884 | 3/17/14 | 8/15/14 | 313380DP9 | AA+ | Aaa | AAA | 25,000,000.00 | 0.1350 | 0.0845 | 25,005,225.00 | (519.04) | 1,406.25 | 25,004,705.96 | 25,005,750.00 | 1,044.04 |
| FED FARM CR BK / JEFFERIES & COMPANY | | | | | | | | | | | | | | | |
| 706899 | 3/17/14 | 12/17/14 | 3133EDH47 | AA+ | Aaa | AAA | 30,000,000.00 | 0.0900 | 0.0953 | 29,998,818.60 | 64.44 | 1,125.00 | 29,998,883.04 | 29,995,800.00 | (3,083.04) |
| Subtotal for GOVT AGENCY-FLOAT-ACT/360: | | | | | | | 120,000,000.00 | 0.1147 | 0.1023 | 120,009,243.60 | (5,238.13) | 16,347.92 | 120,004,005.47 | 120,003,110.00 | (895.47) |
| GOVT AGENCY-FLOAT-ACT/ACT | | | | | | | | | | | | | | | |
| FED FARM CR BK / RBC | | | | | | | | | | | | | | | |
| 651211 | 4/29/13 | 4/21/14 | 31331KHX1 | AA+ | Aaa | AAA | 7,685,000.00 | 0.2200 | 0.1447 | 7,691,759.57 | (6,380.88) | 3,287.47 | 7,685,378.69 | 7,686,690.70 | 1,312.01 |
| FED FARM CR BK / JP MORGAN CHASE & CO | | | | | | | | | | | | | | | |
| 652087 | 5/2/13 | 5/2/14 | 3133ECNH3 | AA+ | Aaa | AAA | 20,000,000.00 | 0.1200 | 0.1300 | 19,998,000.00 | 1,830.14 | 3,910.11 | 19,999,830.14 | 20,000,000.00 | 169.86 |
| Subtotal for GOVT AGENCY-FLOAT-ACT/ACT: | | | | | | | 27,685,000.00 | 0.1478 | 0.1341 | 27,689,759.57 | (4,550.74) | 7,197.58 | 27,685,208.83 | 27,686,690.70 | 1,481.87 |
| GOV'T AGY - CALLABLE | | | | | | | | | | | | | | | |
| FED HM LN BK BD / MORGAN STANLEY | | | | | | | | | | | | | | | |
| 681055 | 10/17/13 | 10/30/14 | 3130A0A91 | AA+ | Aaa | AAA | 25,000,000.00 | 0.2500 | 0.2500 | 25,000,000.00 | 0.00 | 12,847.22 | 25,000,000.00 | 25,005,000.00 | 5,000.00 |
| FED HM LN BK BD / NOMURA SECURITIES | | | | | | | | | | | | | | | |
| 694031 | 1/2/14 | 1/21/15 | 3130A0JD3 | AA+ | Aaa | AAA | 15,000,000.00 | 0.2400 | 0.2400 | 15,000,000.00 | 0.00 | 8,900.00 | 15,000,000.00 | 15,005,250.00 | 5,250.00 |
| Subtotal for GOV'T AGY - CALLABLE: | | | | | | | 40,000,000.00 | 0.2463 | 0.2463 | 40,000,000.00 | 0.00 | 21,747.22 | 40,000,000.00 | 40,010,250.00 | 10,250.00 |
| Subtotal for GOVERNMENT AGENCY: | | | | | | | 783,426,000.00 | 0.2442 | 0.0962 | 783,846,179.55 | (117,185.09) | 140,312.67 | 783,756,979.08 | 783,768,711.13 | 11,732.05 |
| MEDIUM TERM NOTES | | | | | | | | | | | | | | | |
| MEDIUM TERM NOTE | | | | | | | | | | | | | | | |
| WAL-MART STORES INC / CRED SUIS SECURITIES | | | | | | | | | | | | | | | |
| 675132 | 9/12/13 | 4/15/14 | 931142DA8 | AA | Aa2 | AA | 14,560,000.00 | 1.6250 | 0.1818 | 14,684,196.80 | (116,033.63) | 109,098.89 | 14,568,163.17 | 14,580,529.60 | 12,366.43 |
| JOHNSON & JOHNSON / BNP PARIBAS | | | | | | | | | | | | | | | |
| 652740 | 5/7/13 | 5/15/14 | 478160AX2 | AAA | Aaa | AAA | 500,000.00 | 1.2000 | 0.2431 | 504,881.50 | (4,297.84) | 2,266.67 | 500,583.66 | 500,570.00 | (13.66) |
| WAL-MART STORES INC / MORGAN STANLEY | | | | | | | | | | | | | | | |

ORANGE COUNTY TREASURER-TAX COLLECTOR

Investment Inventory with Market Value by Entity & Instrument Extended Fund, County and Educational Money Market Funds

As of 31-Mar-2014

Run Date: 02-Apr-2014 10:05 am
Print Date: 02-Apr-2014
As at date: 02-Apr-2014

Page 5 of 25
User: uphan

| Deal No. | Settle Date | Maturity Date | CUSIP | S&P | Moodys | Fitch | Face Value | Coupon | Purchase Yield | Capital | Capital Accrual | Interest Accrual | Book Value | Market Value * | Unrealized Gain/(Loss) |
|--|-------------|---------------|-----------|-----|--------|-------|----------------------|---------------|----------------|----------------------|-----------------------|-------------------|----------------------|----------------------|------------------------|
| Issuer / Broker | | | | | | | | | | | | | | | |
| UNITED STATES DOLLAR | | | | | | | | | | | | | | | |
| <u>County Money Mkt Fnd</u> | | | | | | | | | | | | | | | |
| MEDIUM TERM NOTES | | | | | | | | | | | | | | | |
| MEDIUM TERM NOTE | | | | | | | | | | | | | | | |
| 688003 | 11/26/13 | 5/15/14 | 931142CQ4 | AA | Aa2 | AA | 4,500,000.00 | 3.2000 | 0.1799 | 4,563,720.00 | (47,130.18) | 50,000.00 | 4,516,589.82 | 4,526,370.00 | 9,780.18 |
| MICROSOFT CORP / BNP PARIBAS | | | | | | | | | | | | | | | |
| 661576 | 6/26/13 | 6/1/14 | 594918AB0 | AA+ | Aaa | AAA | 4,785,000.00 | 2.9500 | 0.3059 | 4,902,471.75 | (96,432.03) | 47,052.50 | 4,806,039.72 | 4,806,915.30 | 875.58 |
| MICROSOFT CORP / BARCLAYS CAPITAL | | | | | | | | | | | | | | | |
| 661820 | 6/27/13 | 6/1/14 | 594918AB0 | AA+ | Aaa | AAA | 10,271,000.00 | 2.9500 | 0.3055 | 10,522,434.08 | (206,266.28) | 100,998.17 | 10,316,167.80 | 10,318,041.18 | 1,873.38 |
| MICROSOFT CORP / BNP PARIBAS | | | | | | | | | | | | | | | |
| 662200 | 7/1/13 | 6/1/14 | 594918AB0 | AAA | Aaa | AA+ | 10,000,000.00 | 2.9500 | 0.3053 | 10,241,890.00 | (197,910.00) | 98,333.33 | 10,043,980.00 | 10,045,800.00 | 1,820.00 |
| MICROSOFT CORP / BARCLAYS CAPITAL | | | | | | | | | | | | | | | |
| 662206 | 7/1/13 | 6/1/14 | 594918AB0 | AAA | Aaa | AA+ | 265,000.00 | 2.9500 | 0.3052 | 271,410.35 | (5,244.83) | 2,605.83 | 266,165.52 | 266,213.70 | 48.18 |
| MICROSOFT CORP / JEFFERIES & COMPANY | | | | | | | | | | | | | | | |
| 663448 | 7/8/13 | 6/1/14 | 594918AB0 | AAA | Aaa | AA+ | 349,000.00 | 2.9500 | 0.2952 | 357,295.16 | (6,754.26) | 3,431.83 | 350,540.90 | 350,598.42 | 57.52 |
| MICROSOFT CORP / MORGAN STANLEY | | | | | | | | | | | | | | | |
| 665141 | 7/17/13 | 6/1/14 | 594918AB0 | AAA | Aaa | AA+ | 16,620,000.00 | 2.9500 | 0.2543 | 17,010,071.40 | (315,535.46) | 163,430.00 | 16,694,535.94 | 16,696,119.60 | 1,583.66 |
| MICROSOFT CORP / CASTLE OAK SECURITIES | | | | | | | | | | | | | | | |
| 682794 | 10/28/13 | 6/1/14 | 594918AB0 | AA+ | Aaa | AAA | 2,710,000.00 | 2.9500 | 0.1737 | 2,754,471.10 | (31,944.03) | 26,648.33 | 2,722,527.07 | 2,722,411.80 | (115.27) |
| BERKSHIRE HATHAWAY INC / CRED SUIS SECURITIES | | | | | | | | | | | | | | | |
| 705390 | 3/7/14 | 2/11/15 | 084670AV0 | AA | Aa2 | A+ | 11,000,000.00 | 3.2000 | 0.2597 | 11,299,508.00 | (21,521.53) | 23,466.67 | 11,277,986.47 | 11,281,270.00 | 3,283.53 |
| Subtotal for MEDIUM TERM NOTE: | | | | | | | 75,560,000.00 | 2.7344 | 0.2511 | 77,112,350.14 | (1,049,070.07) | 627,332.22 | 76,063,280.07 | 76,094,839.60 | 31,559.53 |
| Subtotal for MEDIUM TERM NOTES: | | | | | | | 75,560,000.00 | 2.7344 | 0.2511 | 77,112,350.14 | (1,049,070.07) | 627,332.22 | 76,063,280.07 | 76,094,839.60 | 31,559.53 |
| TREASURIES | | | | | | | | | | | | | | | |
| TREASURY BILL | | | | | | | | | | | | | | | |
| US TREASURY N/B / BARCLAYS CAPITAL | | | | | | | | | | | | | | | |
| 703830 | 2/27/14 | 4/17/14 | 912796CH0 | AA+ | Aaa | AAA | 25,000,000.00 | | 0.0400 | 24,998,638.89 | 0.00 | 916.67 | 24,998,638.89 | 24,999,734.25 | 1,095.36 |
| US TREASURY N/B / BARCLAYS CAPITAL | | | | | | | | | | | | | | | |
| 706674 | 3/14/14 | 4/17/14 | 912796CH0 | AA+ | Aaa | AAA | 20,000,000.00 | | 0.0505 | 19,999,046.11 | 0.00 | 505.00 | 19,999,046.11 | 19,999,787.40 | 741.29 |
| US TREASURY N/B / TDSI | | | | | | | | | | | | | | | |
| 707134 | 3/18/14 | 4/17/14 | 912796CH0 | AA+ | Aaa | AAA | 30,000,000.00 | | 0.0560 | 29,998,600.00 | 0.00 | 653.33 | 29,998,600.00 | 29,999,681.10 | 1,081.10 |
| US TREASURY N/B / JEFFERIES & COMPANY | | | | | | | | | | | | | | | |
| 701019 | 2/11/14 | 4/24/14 | 912796CJ6 | AA+ | Aaa | AAA | 50,000,000.00 | | 0.1110 | 49,988,900.00 | 0.00 | 7,554.17 | 49,988,900.00 | 49,999,166.50 | 10,266.50 |
| US TREASURY N/B / BARCLAYS CAPITAL | | | | | | | | | | | | | | | |
| 703831 | 2/27/14 | 4/24/14 | 912796CJ6 | AA+ | Aaa | AAA | 25,000,000.00 | | 0.0400 | 24,998,444.44 | 0.00 | 916.67 | 24,998,444.44 | 24,999,583.25 | 1,138.81 |
| US TREASURY N/B / BARCLAYS CAPITAL | | | | | | | | | | | | | | | |

ORANGE COUNTY TREASURER-TAX COLLECTOR

Investment Inventory with Market Value by Entity & Instrument Extended Fund, County and Educational Money Market Funds

As of 31-Mar-2014

Run Date: 02-Apr-2014 10:05 am
Print Date: 02-Apr-2014
As at date: 02-Apr-2014

Page 6 of 25
User: uphan

| Deal No. | Settle Date | Maturity Date | CUSIP | S&P | Moodys | Fitch | Face Value | Coupon | Purchase Yield | Capital | Capital Accrual | Interest Accrual | Book Value | Market Value * | Unrealized Gain/(Loss) |
|--|-------------|---------------|-----------|-----|--------|-------|-------------------------|---------------|----------------|-------------------------|-----------------------|-------------------|-------------------------|-------------------------|------------------------|
| Issuer / Broker | | | | | | | | | | | | | | | |
| UNITED STATES DOLLAR | | | | | | | | | | | | | | | |
| <u>County Money Mkt Fnd</u> | | | | | | | | | | | | | | | |
| TREASURIES | | | | | | | | | | | | | | | |
| TREASURY BILL | | | | | | | | | | | | | | | |
| 703832 | 2/27/14 | 4/24/14 | 912796CJ6 | AA+ | Aaa | AAA | 25,000,000.00 | | 0.0400 | 24,998,444.44 | 0.00 | 916.67 | 24,998,444.44 | 24,999,583.25 | 1,138.81 |
| US TREASURY N/B / DEUTSCHE | | | | | | | | | | | | | | | |
| 704376 | 3/3/14 | 4/24/14 | 912796CJ6 | AA+ | Aaa | AAA | 15,000,000.00 | | 0.0470 | 14,998,981.67 | 0.00 | 567.91 | 14,998,981.67 | 14,999,749.95 | 768.28 |
| US TREASURY N/B / DEUTSCHE | | | | | | | | | | | | | | | |
| 704649 | 3/4/14 | 4/24/14 | 912796CJ6 | AA+ | Aaa | AAA | 25,000,000.00 | | 0.0520 | 24,998,158.33 | 0.00 | 1,011.11 | 24,998,158.33 | 24,999,583.25 | 1,424.92 |
| US TREASURY N/B / DEUTSCHE | | | | | | | | | | | | | | | |
| 704873 | 3/5/14 | 4/24/14 | 912796CJ6 | AA+ | Aaa | AAA | 50,000,000.00 | | 0.0530 | 49,996,319.44 | 0.00 | 1,987.50 | 49,996,319.44 | 49,999,166.50 | 2,847.06 |
| US TREASURY N/B / MORGAN STANLEY | | | | | | | | | | | | | | | |
| 704874 | 3/5/14 | 4/24/14 | 912796CJ6 | AA+ | Aaa | AAA | 25,000,000.00 | | 0.0520 | 24,998,194.44 | 0.00 | 975.00 | 24,998,194.44 | 24,999,583.25 | 1,388.81 |
| US TREASURY N/B / BARCLAYS CAPITAL | | | | | | | | | | | | | | | |
| 705124 | 3/6/14 | 4/24/14 | 912796CJ6 | AA+ | Aaa | AAA | 25,000,000.00 | | 0.0550 | 24,998,128.47 | 0.00 | 993.06 | 24,998,128.47 | 24,999,583.25 | 1,454.78 |
| US TREASURY N/B / BNP PARIBAS | | | | | | | | | | | | | | | |
| 705391 | 3/7/14 | 4/24/14 | 912796CJ6 | AA+ | Aaa | AAA | 25,000,000.00 | | 0.0560 | 24,998,133.33 | 0.00 | 972.22 | 24,998,133.33 | 24,999,583.25 | 1,449.92 |
| US TREASURY N/B / DEUTSCHE | | | | | | | | | | | | | | | |
| 705615 | 3/10/14 | 4/24/14 | 912796CJ6 | AA+ | Aaa | AAA | 40,000,000.00 | | 0.0570 | 39,997,150.00 | 0.00 | 1,393.33 | 39,997,150.00 | 39,999,333.20 | 2,183.20 |
| US TREASURY N/B / NOMURA SECURITIES | | | | | | | | | | | | | | | |
| 706127 | 3/12/14 | 4/24/14 | 912796CJ6 | AA+ | Aaa | AAA | 40,000,000.00 | | 0.0450 | 39,997,850.00 | 0.00 | 1,000.00 | 39,997,850.00 | 39,999,333.20 | 1,483.20 |
| US TREASURY N/B / BARCLAYS CAPITAL | | | | | | | | | | | | | | | |
| 706361 | 3/13/14 | 4/24/14 | 912796CJ6 | AA+ | Aaa | AAA | 10,000,000.00 | | 0.0450 | 9,999,475.00 | 0.00 | 237.50 | 9,999,475.00 | 9,999,833.30 | 358.30 |
| US TREASURY N/B / NOMURA SECURITIES | | | | | | | | | | | | | | | |
| 707354 | 3/19/14 | 4/24/14 | 912796CJ6 | AA+ | Aaa | AAA | 20,000,000.00 | | 0.0570 | 19,998,860.00 | 0.00 | 411.67 | 19,998,860.00 | 19,999,666.60 | 806.60 |
| US TREASURY N/B / NOMURA SECURITIES | | | | | | | | | | | | | | | |
| 708123 | 3/24/14 | 4/24/14 | 912796CJ6 | AA+ | Aaa | AAA | 50,000,000.00 | | 0.0350 | 49,998,493.06 | 0.00 | 388.89 | 49,998,493.06 | 49,999,166.50 | 673.44 |
| Subtotal for TREASURY BILL: | | | | | | | 500,000,000.00 | 0.0000 | 0.0548 | 499,961,817.62 | 0.00 | 21,400.70 | 499,961,817.62 | 499,992,118.00 | 30,300.38 |
| TREASURY BOND | | | | | | | | | | | | | | | |
| US TREASURY N/B / BARCLAYS CAPITAL | | | | | | | | | | | | | | | |
| 700094 | 2/6/14 | 4/30/14 | 912828SR2 | AA+ | Aaa | AAA | 15,000,000.00 | 0.2500 | 0.0788 | 15,005,859.38 | (3,812.13) | 5,563.18 | 15,002,047.25 | 15,002,929.65 | 882.40 |
| Subtotal for TREASURY BOND: | | | | | | | 15,000,000.00 | 0.2500 | 0.0788 | 15,005,859.38 | (3,812.13) | 5,563.18 | 15,002,047.25 | 15,002,929.65 | 882.40 |
| Subtotal for TREASURIES: | | | | | | | 515,000,000.00 | 0.0073 | 0.0555 | 514,967,677.00 | (3,812.13) | 26,963.88 | 514,963,864.87 | 514,995,047.65 | 31,182.78 |
| Total County Money Mkt Fnd : | | | | | | | 1,504,012,979.72 | 0.2784 | 0.0941 | 1,505,953,186.41 | (1,170,067.29) | 826,086.13 | 1,504,811,103.74 | 1,504,893,582.74 | 82,479.00 |
| Net Asset Value (NAV): | | | | | | | | | | | | | | 1.000055 | |

ORANGE COUNTY TREASURER-TAX COLLECTOR

Investment Inventory with Market Value by Entity & Instrument Extended Fund, County and Educational Money Market Funds

As of 31-Mar-2014

Run Date: 02-Apr-2014 10:05 am
Print Date: 02-Apr-2014
As at date: 02-Apr-2014

Page 7 of 25
User: uphan

| Deal No. | Settle Date | Maturity Date | CUSIP | S&P | Moodys | Fitch | Face Value | Coupon | Purchase Yield | Capital | Capital Accrual | Interest Accrual | Book Value | Market Value * | Unrealized Gain/(Loss) |
|---|-------------|---------------|-----------|------|--------|--------|-----------------------|---------------|----------------|-----------------------|-------------------|------------------|-----------------------|-----------------------|------------------------|
| Issuer / Broker | | | | | | | | | | | | | | | |
| UNITED STATES DOLLAR | | | | | | | | | | | | | | | |
| <u>Educational Money Mkt Fnd</u> | | | | | | | | | | | | | | | |
| FUNDS | | | | | | | | | | | | | | | |
| GOLDMAN SACHS - EDUCATIONAL MMF | | | | | | | | | | | | | | | |
| | 4/1/14 | | | AAAm | AAA-mf | | 10,000.80 | | 0.0100 | 10,000.80 | 0.00 | 0.00 | 10,000.80 | 10,000.80 | 0.00 |
| INVESCO STIC GOVERNMENT & AGENCY | | | | | | | | | | | | | | | |
| | 4/1/14 | | | AAAm | AAA-mf | AAAmmf | 29,053,833.12 | | 0.0200 | 29,053,833.12 | 0.00 | 0.00 | 29,053,833.12 | 29,053,833.12 | 0.00 |
| MORGAN STANLEY GOVT 8302-EDUCATIONAL MMF | | | | | | | | | | | | | | | |
| | 4/1/14 | | | AAAm | Aaa | | 80,505,098.53 | | 0.0400 | 80,505,098.53 | 0.00 | 0.00 | 80,505,098.53 | 80,505,098.53 | 0.00 |
| Subtotal for FUNDS: | | | | | | | 109,568,932.45 | | 0.0347 | 109,568,932.45 | 0.00 | 0.00 | 109,568,932.45 | 109,568,932.45 | 0.00 |
| CERTIFICATES OF DEPOSIT | | | | | | | | | | | | | | | |
| YANKEE CD | | | | | | | | | | | | | | | |
| TORONTO DOMINION BANK NY / TDSI | | | | | | | | | | | | | | | |
| 706893 | 3/17/14 | 5/23/14 | 89112T3J1 | A-1+ | P-1 | F1+ | 10,000,000.00 | 0.1200 | 0.1200 | 10,000,000.00 | 0.00 | 500.00 | 10,000,000.00 | 9,999,853.00 | (147.00) |
| Subtotal for YANKEE CD: | | | | | | | 10,000,000.00 | 0.1200 | 0.1200 | 10,000,000.00 | 0.00 | 500.00 | 10,000,000.00 | 9,999,853.00 | (147.00) |
| YANKEE CD FLOATER | | | | | | | | | | | | | | | |
| ROYAL BANK OF CANADA NY / CRED SUIS SECURITIES | | | | | | | | | | | | | | | |
| 672682 | 8/29/13 | 4/17/14 | 78009NMK9 | AA- | Aa3 | AA | 10,000,000.00 | 0.2600 | 0.2054 | 10,005,140.00 | (4,783.98) | 5,755.56 | 10,000,356.02 | 9,999,905.40 | (450.62) |
| TORONTO DOMINION / TDSI | | | | | | | | | | | | | | | |
| 659832 | 6/17/13 | 6/17/14 | 89112W5U7 | AA- | Aa1 | AA- | 10,000,000.00 | 0.2045 | 0.2045 | 10,000,000.00 | 0.00 | 852.08 | 10,000,000.00 | 9,999,580.90 | (419.10) |
| ROYAL BANK OF CANADA NY / CRED SUIS SECURITIES | | | | | | | | | | | | | | | |
| 702447 | 2/20/14 | 10/10/14 | 78009NPQ3 | AA- | Aa3 | AA | 10,000,000.00 | 0.2500 | 0.2078 | 10,003,210.00 | (553.45) | 3,108.84 | 10,002,656.55 | 10,006,780.00 | 4,123.45 |
| Subtotal for YANKEE CD FLOATER: | | | | | | | 30,000,000.00 | 0.2382 | 0.2059 | 30,008,350.00 | (5,337.43) | 9,716.48 | 30,003,012.57 | 30,006,266.30 | 3,253.73 |
| Subtotal for CERTIFICATES OF DEPOSIT: | | | | | | | 40,000,000.00 | 0.2086 | 0.1844 | 40,008,350.00 | (5,337.43) | 10,216.48 | 40,003,012.57 | 40,006,119.30 | 3,106.73 |
| GOVERNMENT AGENCY | | | | | | | | | | | | | | | |
| DISCOUNT NOTES | | | | | | | | | | | | | | | |
| FREDDIE DISCOUNT / NOMURA SECURITIES | | | | | | | | | | | | | | | |
| 694491 | 1/6/14 | 4/7/14 | 313397VF5 | AA+ | Aaa | AAA | 15,000,000.00 | | 0.0700 | 14,997,345.83 | 0.00 | 2,479.17 | 14,999,825.00 | 14,999,523.45 | (301.55) |
| FREDDIE DISCOUNT / BNP PARIBAS | | | | | | | | | | | | | | | |
| 694492 | 1/6/14 | 4/7/14 | 313397VF5 | AA+ | Aaa | AAA | 15,000,000.00 | | 0.0750 | 14,997,156.25 | 0.00 | 2,656.25 | 14,999,812.50 | 14,999,523.45 | (289.05) |
| FHLB DISC CORP / DAIWA CAPITAL MARKETS | | | | | | | | | | | | | | | |
| 689878 | 12/9/13 | 6/6/14 | 313385XT8 | AA+ | Aaa | AAA | 10,000,000.00 | | 0.1350 | 9,993,287.50 | 0.00 | 4,237.50 | 9,997,525.00 | 9,999,450.00 | 1,925.00 |
| FREDDIE DISCOUNT / FTN | | | | | | | | | | | | | | | |
| 709205 | 3/28/14 | 6/27/14 | 313397YQ8 | AA+ | Aaa | AAA | 5,550,000.00 | | 0.0600 | 5,549,158.25 | 0.00 | 37.00 | 5,549,195.25 | 5,549,594.85 | 399.60 |
| FED FARM CR BK / FTN FINANCIAL | | | | | | | | | | | | | | | |
| 688000 | 11/26/13 | 7/7/14 | 313313ZA9 | AA+ | Aaa | AAA | 10,000,000.00 | | 0.1200 | 9,992,566.67 | 0.00 | 4,200.00 | 9,996,766.67 | 9,997,651.20 | 884.53 |

ORANGE COUNTY TREASURER-TAX COLLECTOR

Investment Inventory with Market Value by Entity & Instrument Extended Fund, County and Educational Money Market Funds

As of 31-Mar-2014

Run Date: 02-Apr-2014 10:05 am
Print Date: 02-Apr-2014
As at date: 02-Apr-2014

Page 8 of 25
User: uphan

| Deal No. | Settle Date | Maturity Date | CUSIP | S&P | Moodys | Fitch | Face Value | Coupon | Purchase Yield | Capital | Capital Accrual | Interest Accrual | Book Value | Market Value * | Unrealized Gain/(Loss) |
|--|-------------|---------------|-----------|-----|--------|-------|---------------|--------|----------------|---------------|-----------------|------------------|---------------|----------------|------------------------|
| Issuer / Broker | | | | | | | | | | | | | | | |
| UNITED STATES DOLLAR | | | | | | | | | | | | | | | |
| <u>Educational Money Mkt Fnd</u> | | | | | | | | | | | | | | | |
| GOVERNMENT AGENCY | | | | | | | | | | | | | | | |
| Subtotal for DISCOUNT NOTES: | | | | | | | 55,550,000.00 | 0.0000 | 0.0911 | 55,529,514.50 | 0.00 | 13,609.92 | 55,543,124.42 | 55,545,742.95 | 2,618.53 |
| GOVT AGENCY-FIX-30/360 | | | | | | | | | | | | | | | |
| FREDDIE MAC / CASTLE OAK SECURITIES | | | | | | | | | | | | | | | |
| 689089 | 12/4/13 | 4/2/14 | 3128X23A1 | AA+ | Aaa | AAA | 10,795,000.00 | 4.5000 | 0.1101 | 10,950,210.51 | (153,895.17) | 157,876.88 | 10,796,315.34 | 10,809,681.20 | 13,365.86 |
| FANNIE MAE / BNP PARIBAS | | | | | | | | | | | | | | | |
| 709199 | 3/28/14 | 4/15/14 | 31359MUT8 | AA+ | Aaa | AAA | 4,554,000.00 | 4.1250 | 0.0500 | 4,562,754.61 | (1,544.93) | 1,565.44 | 4,561,209.68 | 4,562,720.91 | 1,511.23 |
| FED HM LN BK BD / MORGAN STANLEY | | | | | | | | | | | | | | | |
| 681060 | 10/17/13 | 4/17/14 | 3130A0AGS | AA+ | Aaa | AAA | 15,000,000.00 | 0.1700 | 0.1850 | 14,998,725.00 | 1,161.67 | 11,616.67 | 14,999,886.67 | 15,000,600.00 | 713.33 |
| FREDDIE MAC / RBC | | | | | | | | | | | | | | | |
| 660109 | 6/19/13 | 4/23/14 | 3137EACB3 | AA+ | Aaa | AAA | 7,575,000.00 | 2.5000 | 0.1609 | 7,724,454.07 | (138,638.31) | 83,114.58 | 7,585,815.76 | 7,587,839.63 | 2,023.87 |
| FREDDIE MAC / FTN FINANCIAL | | | | | | | | | | | | | | | |
| 687730 | 11/25/13 | 4/23/14 | 3137EACB3 | AA+ | Aaa | AAA | 500,000.00 | 2.5000 | 0.1403 | 504,845.00 | (4,124.80) | 4,375.00 | 500,720.20 | 500,847.50 | 127.30 |
| FREDDIE MAC / DEUTSCHE | | | | | | | | | | | | | | | |
| 694768 | 1/7/14 | 4/28/14 | 3134G3SB7 | AA+ | Aaa | AAA | 5,750,000.00 | 0.3750 | 0.0901 | 5,755,048.50 | (3,820.49) | 5,031.25 | 5,751,228.01 | 5,751,523.75 | 295.74 |
| FREDDIE MAC / FTN FINANCIAL | | | | | | | | | | | | | | | |
| 687374 | 11/22/13 | 4/29/14 | 3134G2CL4 | AA+ | Aaa | AAA | 500,000.00 | 1.3500 | 0.1301 | 502,656.50 | (2,182.73) | 2,418.75 | 500,473.77 | 500,495.00 | 21.23 |
| FANNIE MAE / BNP PARIBAS | | | | | | | | | | | | | | | |
| 709200 | 3/28/14 | 5/15/14 | 31398AXJ6 | AA+ | Aaa | AAA | 2,070,000.00 | 2.5000 | 0.0600 | 2,076,588.60 | (420.55) | 431.25 | 2,076,168.05 | 2,076,168.60 | 0.55 |
| FANNIE MAE / FTN FINANCIAL | | | | | | | | | | | | | | | |
| 681550 | 10/21/13 | 5/16/14 | 31398A6A5 | AA+ | Aaa | AAA | 2,000,000.00 | 1.0000 | 0.1516 | 2,009,654.00 | (7,534.83) | 7,500.00 | 2,002,119.17 | 2,004,300.00 | 2,180.83 |
| FED HM LN BK BD / RBC | | | | | | | | | | | | | | | |
| 702980 | 2/24/14 | 5/20/14 | 313383BX8 | AA+ | Aaa | AAA | 10,000,000.00 | 0.1250 | 0.1000 | 10,000,624.10 | (268.51) | 1,284.72 | 10,000,355.59 | 10,000,600.00 | 244.41 |
| FED HM LN BK BD / TDSI | | | | | | | | | | | | | | | |
| 701296 | 2/13/14 | 5/28/14 | 313373JR4 | AA+ | Aaa | AAA | 3,450,000.00 | 1.3750 | 0.1133 | 3,462,699.45 | (5,805.46) | 6,325.00 | 3,456,893.99 | 3,457,452.00 | 558.01 |
| FED HM LN BK BD / CRED SUIS SECURITIES | | | | | | | | | | | | | | | |
| 660058 | 6/18/13 | 6/11/14 | 313383L66 | AA+ | Aaa | AAA | 10,000,000.00 | 0.1250 | 0.1724 | 9,995,360.00 | 3,719.89 | 3,819.44 | 9,999,079.89 | 10,000,700.00 | 1,620.11 |
| FED HM LN BK BD / FTN FINANCIAL | | | | | | | | | | | | | | | |
| 661822 | 6/27/13 | 6/12/14 | 313379TL3 | AA+ | Aaa | AAA | 15,000,000.00 | 0.3750 | 0.2130 | 15,023,250.00 | (18,465.22) | 17,031.25 | 15,004,784.78 | 15,009,000.00 | 4,215.22 |
| FANNIE MAE / JEFFERIES & COMPANY | | | | | | | | | | | | | | | |
| 698217 | 1/27/14 | 6/27/14 | 3135G0BJ1 | AA+ | Aaa | AAA | 1,700,000.00 | 1.1250 | 0.1200 | 1,707,108.70 | (3,033.05) | 3,400.00 | 1,704,075.65 | 1,704,811.00 | 735.35 |
| FED FARM CR BK / TD SECURITIES | | | | | | | | | | | | | | | |
| 709495 | 3/31/14 | 7/18/14 | 3133EAYL6 | AA+ | Aaa | AAA | 2,000,000.00 | 0.3000 | 0.0883 | 2,001,248.00 | 0.00 | 0.00 | 2,001,248.00 | 2,001,300.00 | 52.00 |
| FED FARM CR BK / FTN FINANCIAL | | | | | | | | | | | | | | | |
| 681305 | 10/18/13 | 8/1/14 | 3133EA6V5 | AA+ | Aaa | AAA | 5,000,000.00 | 0.3000 | 0.1675 | 5,005,200.00 | (2,995.05) | 2,500.00 | 5,002,204.95 | 5,003,650.00 | 1,445.05 |

ORANGE COUNTY TREASURER-TAX COLLECTOR

Investment Inventory with Market Value by Entity & Instrument Extended Fund, County and Educational Money Market Funds

As of 31-Mar-2014

Run Date: 02-Apr-2014 10:05 am
Print Date: 02-Apr-2014
As at date: 02-Apr-2014

Page 9 of 25
User: uphan

| Deal No. | Settle Date | Maturity Date | CUSIP | S&P | Moodys | Fitch | Face Value | Coupon | Purchase Yield | Capital | Capital Accrual | Interest Accrual | Book Value | Market Value * | Unrealized Gain/(Loss) |
|--|-------------|---------------|-----------|-----|--------|-------|-----------------------|---------------|----------------|-----------------------|---------------------|-------------------|-----------------------|-----------------------|------------------------|
| Issuer / Broker | | | | | | | | | | | | | | | |
| UNITED STATES DOLLAR | | | | | | | | | | | | | | | |
| <u>Educational Money Mkt Fnd</u> | | | | | | | | | | | | | | | |
| GOVERNMENT AGENCY | | | | | | | | | | | | | | | |
| GOVT AGENCY-FIX-30/360 | | | | | | | | | | | | | | | |
| FREDDIE MAC / FTN FINANCIAL | | | | | | | | | | | | | | | |
| 681555 | 10/21/13 | 8/20/14 | 3134G2UA8 | AA+ | Aaa | AAA | 1,750,000.00 | 1.0000 | 0.1718 | 1,762,022.50 | (6,433.44) | 1,993.06 | 1,755,589.06 | 1,756,125.00 | 535.94 |
| FANNIE MAE / FTN FINANCIAL | | | | | | | | | | | | | | | |
| 687382 | 11/22/13 | 8/28/14 | 3135G0BY8 | AA+ | Aaa | AAA | 4,850,000.00 | 0.8750 | 0.1568 | 4,876,675.00 | (12,467.66) | 3,890.10 | 4,864,207.34 | 4,865,908.00 | 1,700.66 |
| FREDDIE MAC / RBC | | | | | | | | | | | | | | | |
| 690152 | 12/10/13 | 8/28/14 | 3134G3YW4 | AA+ | Aaa | AAA | 5,000,000.00 | 0.3750 | 0.1568 | 5,007,811.30 | (3,360.68) | 1,718.75 | 5,004,450.62 | 5,005,850.00 | 1,399.38 |
| FREDDIE MAC / RBC | | | | | | | | | | | | | | | |
| 691413 | 12/17/13 | 8/28/14 | 3134G3YW4 | AA+ | Aaa | AAA | 28,125,000.00 | 0.3750 | 0.1568 | 28,167,736.78 | (17,707.67) | 9,667.97 | 28,150,029.11 | 28,157,906.25 | 7,877.14 |
| FED HM LN BK BD / BNP PARIBAS | | | | | | | | | | | | | | | |
| 675129 | 9/12/13 | 9/12/14 | 313383ZP9 | AA+ | Aaa | AAA | 15,000,000.00 | 0.1700 | 0.2078 | 14,994,345.00 | 3,125.96 | 1,345.83 | 14,997,470.96 | 15,005,070.00 | 7,599.04 |
| FED HM LN BK BD / CASTLE OAK SECURITIES | | | | | | | | | | | | | | | |
| 687723 | 11/25/13 | 9/12/14 | 3133XLWM1 | AA+ | Aaa | AAA | 2,035,000.00 | 5.2500 | 0.1726 | 2,117,275.05 | (36,120.75) | 5,638.65 | 2,081,154.30 | 2,082,802.15 | 1,647.85 |
| FANNIE MAE / DEUTSCHE | | | | | | | | | | | | | | | |
| 671681 | 8/22/13 | 9/16/14 | 31398AYY2 | AA+ | Aaa | AAA | 10,000,000.00 | 3.0000 | 0.2096 | 10,297,150.00 | (169,468.36) | 12,500.00 | 10,127,681.64 | 10,136,650.00 | 8,968.36 |
| FANNIE MAE / CASTLE OAK SECURITIES | | | | | | | | | | | | | | | |
| 687724 | 11/25/13 | 9/16/14 | 31398AYY2 | AA+ | Aaa | AAA | 1,592,000.00 | 3.0000 | 0.1723 | 1,628,345.36 | (15,737.17) | 1,990.00 | 1,612,608.19 | 1,613,754.68 | 1,146.49 |
| FREDDIE MAC / CASTLE OAK SECURITIES | | | | | | | | | | | | | | | |
| 687725 | 11/25/13 | 9/22/14 | 3134G2WG3 | AA+ | Aaa | AAA | 5,265,000.00 | 0.7500 | 0.1723 | 5,290,061.40 | (10,632.11) | 987.19 | 5,279,429.29 | 5,281,268.85 | 1,839.56 |
| FANNIE MAE / FTN FINANCIAL | | | | | | | | | | | | | | | |
| 682580 | 10/25/13 | 11/20/14 | 31398AZV7 | AA+ | Aaa | AAA | 5,000,000.00 | 2.6250 | 0.1929 | 5,129,850.00 | (52,614.55) | 47,760.42 | 5,077,235.45 | 5,076,850.00 | (385.45) |
| FANNIE MAE / TDSI | | | | | | | | | | | | | | | |
| 696568 | 1/16/14 | 12/19/14 | 3135G0FY4 | AA+ | Aaa | AAA | 500,000.00 | 0.7500 | 0.1718 | 502,671.00 | (601.58) | 781.25 | 502,069.42 | 502,235.00 | 165.58 |
| FANNIE MAE / GOLDMAN SACHS GROUP INC | | | | | | | | | | | | | | | |
| 708671 | 3/26/14 | 12/19/14 | 3135G0FY4 | AA+ | Aaa | AAA | 13,176,000.00 | 0.7500 | 0.1376 | 13,234,896.72 | (1,119.71) | 1,372.50 | 13,233,777.01 | 13,234,896.72 | 1,119.71 |
| FANNIE MAE / TDSI | | | | | | | | | | | | | | | |
| 708670 | 3/26/14 | 3/16/15 | 3135G0HG1 | AA+ | Aaa | AAA | 5,100,000.00 | 0.3750 | 0.1622 | 5,110,537.37 | (150.53) | 265.63 | 5,110,386.84 | 5,109,868.50 | (518.34) |
| Subtotal for GOVT AGENCY-FIX-30/360: | | | | | | | 193,287,000.00 | 1.1002 | 0.1589 | 194,399,804.52 | (661,135.79) | 398,201.58 | 193,738,668.73 | 193,800,874.74 | 62,206.01 |
| GOVT AGENCY-FLOAT-ACT/360 | | | | | | | | | | | | | | | |
| FANNIE MAE / DAIWA CAPITAL MARKETS | | | | | | | | | | | | | | | |
| 693009 | 12/26/13 | 4/11/14 | 313380YA9 | AA+ | Aaa | AAA | 6,000,000.00 | 0.1310 | 0.0968 | 6,000,516.84 | (468.08) | 458.50 | 6,000,048.76 | 6,000,180.00 | 131.24 |
| FED FARM CR BK / UBS FINANCIAL SERVICES | | | | | | | | | | | | | | | |
| 651826 | 5/1/13 | 5/1/14 | 3133ECN26 | AA+ | Aaa | AAA | 20,000,000.00 | 0.0845 | 0.0925 | 19,998,400.00 | 1,468.49 | 0.00 | 19,999,868.49 | 19,999,820.00 | (48.49) |
| FED FARM CR BK / CASTLE OAK SECURITIES | | | | | | | | | | | | | | | |

ORANGE COUNTY TREASURER-TAX COLLECTOR

Investment Inventory with Market Value by Entity & Instrument Extended Fund, County and Educational Money Market Funds

As of 31-Mar-2014

Run Date: 02-Apr-2014 10:05 am
Print Date: 02-Apr-2014
As at date: 02-Apr-2014

Page 10 of 25
User: uphan

| Deal No. | Settle Date | Maturity Date | CUSIP | S&P | Moody's | Fitch | Face Value | Coupon | Purchase Yield | Capital | Capital Accrual | Interest Accrual | Book Value | Market Value * | Unrealized Gain/(Loss) |
|--|-------------|---------------|-----------|-----|---------|-------|-----------------------|---------------|----------------|-----------------------|---------------------|-------------------|-----------------------|-----------------------|------------------------|
| Issuer / Broker | | | | | | | | | | | | | | | |
| UNITED STATES DOLLAR | | | | | | | | | | | | | | | |
| <u>Educational Money Mkt Fnd</u> | | | | | | | | | | | | | | | |
| GOVERNMENT AGENCY | | | | | | | | | | | | | | | |
| GOVT AGENCY-FLOAT-ACT/360 | | | | | | | | | | | | | | | |
| 651831 | 5/1/13 | 5/1/14 | 3133ECNM2 | AA+ | Aaa | AAA | 20,000,000.00 | 0.1200 | 0.1275 | 19,998,500.00 | 1,376.71 | 3,933.33 | 19,999,876.71 | 20,000,600.00 | 723.29 |
| FED FARM CR BK / UBS FINANCIAL SERVICES | | | | | | | | | | | | | | | |
| 652085 | 5/2/13 | 5/1/14 | 3133ECN26 | AA+ | Aaa | AAA | 10,000,000.00 | 0.0845 | 0.0945 | 9,999,000.00 | 917.58 | 0.00 | 9,999,917.58 | 9,999,910.00 | (7.58) |
| FED HM LN BK BD / BNP PARIBAS | | | | | | | | | | | | | | | |
| 694495 | 1/6/14 | 5/27/14 | 313381CM5 | AA+ | Aaa | AAA | 50,000,000.00 | 0.1150 | 0.0925 | 50,004,400.00 | (2,652.48) | 798.61 | 50,001,747.52 | 50,003,000.00 | 1,252.48 |
| FANNIE MAE / BNP PARIBAS | | | | | | | | | | | | | | | |
| 678633 | 10/2/13 | 6/23/14 | 3135G0BQ5 | AA+ | Aaa | AAA | 1,840,000.00 | 0.3600 | 0.1482 | 1,842,837.28 | (1,945.26) | 165.60 | 1,840,892.02 | 1,841,177.60 | 285.58 |
| FANNIE MAE / BNP PARIBAS | | | | | | | | | | | | | | | |
| 697658 | 1/23/14 | 6/23/14 | 3135G0BQ5 | AA+ | Aaa | AAA | 10,100,000.00 | 0.3600 | 0.0979 | 10,110,958.50 | (4,934.95) | 909.00 | 10,106,023.55 | 10,106,464.00 | 440.45 |
| FED HM LN BK BD / TDSI | | | | | | | | | | | | | | | |
| 693224 | 12/27/13 | 6/27/14 | 3130A0JJ0 | AA+ | Aaa | AAA | 25,000,000.00 | 0.1050 | 0.1100 | 24,999,375.00 | 326.24 | 364.59 | 24,999,701.24 | 25,000,500.00 | 798.76 |
| FED FARM CR BK / NOMURA SECURITIES | | | | | | | | | | | | | | | |
| 693223 | 12/27/13 | 7/14/14 | 3133EC2G8 | AA+ | Aaa | AAA | 10,000,000.00 | 0.1335 | 0.0982 | 10,002,321.50 | (1,108.25) | 667.50 | 10,001,213.25 | 10,001,110.00 | (103.25) |
| FED HM LN BK BD / TDSI | | | | | | | | | | | | | | | |
| 696324 | 1/15/14 | 7/15/14 | 3130A0K74 | AA+ | Aaa | AAA | 50,000,000.00 | 0.1050 | 0.1050 | 50,000,000.00 | 0.00 | 2,479.18 | 50,000,000.00 | 50,000,500.00 | 500.00 |
| FANNIE MAE / CASTLE OAK SECURITIES | | | | | | | | | | | | | | | |
| 693008 | 12/26/13 | 10/27/14 | 3135G0EY5 | AA+ | Aaa | AAA | 4,000,000.00 | 0.3600 | 0.1480 | 4,007,808.00 | (2,457.60) | 2,702.22 | 4,005,350.40 | 4,008,160.00 | 2,809.60 |
| Subtotal for GOVT AGENCY-FLOAT-ACT/360: | | | | | | | 206,940,000.00 | 0.1277 | 0.1033 | 206,964,117.12 | (9,477.60) | 12,478.53 | 206,954,639.52 | 206,961,421.60 | 6,782.08 |
| GOVT AGENCY-FLOAT-ACT/ACT | | | | | | | | | | | | | | | |
| FED FARM CR BK / JP MORGAN CHASE & CO | | | | | | | | | | | | | | | |
| 652088 | 5/2/13 | 5/2/14 | 3133ECNH3 | AA+ | Aaa | AAA | 20,000,000.00 | 0.1200 | 0.1300 | 19,998,000.00 | 1,830.14 | 3,910.11 | 19,999,830.14 | 20,000,000.00 | 169.86 |
| Subtotal for GOVT AGENCY-FLOAT-ACT/ACT: | | | | | | | 20,000,000.00 | 0.1200 | 0.1300 | 19,998,000.00 | 1,830.14 | 3,910.11 | 19,999,830.14 | 20,000,000.00 | 169.86 |
| GOV'T AGY - CALLABLE | | | | | | | | | | | | | | | |
| FED HM LN BK BD / MORGAN STANLEY | | | | | | | | | | | | | | | |
| 681056 | 10/17/13 | 10/30/14 | 3130A0A91 | AA+ | Aaa | AAA | 20,000,000.00 | 0.2500 | 0.2500 | 20,000,000.00 | 0.00 | 10,277.78 | 20,000,000.00 | 20,004,000.00 | 4,000.00 |
| FED HM LN BK BD / NOMURA SECURITIES | | | | | | | | | | | | | | | |
| 694032 | 1/2/14 | 1/21/15 | 3130A0JD3 | AA+ | Aaa | AAA | 20,000,000.00 | 0.2400 | 0.2400 | 20,000,000.00 | 0.00 | 11,866.67 | 20,000,000.00 | 20,007,000.00 | 7,000.00 |
| Subtotal for GOV'T AGY - CALLABLE: | | | | | | | 40,000,000.00 | 0.2450 | 0.2450 | 40,000,000.00 | 0.00 | 22,144.45 | 40,000,000.00 | 40,011,000.00 | 11,000.00 |
| Subtotal for GOVERNMENT AGENCY: | | | | | | | 515,777,000.00 | 0.4872 | 0.1349 | 516,891,436.14 | (668,783.25) | 450,344.59 | 516,236,262.81 | 516,319,039.29 | 82,776.48 |
| MEDIUM TERM NOTES | | | | | | | | | | | | | | | |
| MEDIUM TERM NOTE | | | | | | | | | | | | | | | |

ORANGE COUNTY TREASURER-TAX COLLECTOR

Investment Inventory with Market Value by Entity & Instrument Extended Fund, County and Educational Money Market Funds

As of 31-Mar-2014

Run Date: 02-Apr-2014 10:05 am
Print Date: 02-Apr-2014
As at date: 02-Apr-2014

Page 11 of 25
User: uphan

| Deal No. | Settle Date | Maturity Date | CUSIP | S&P | Moodys | Fitch | Face Value | Coupon | Purchase Yield | Capital | Capital Accrual | Interest Accrual | Book Value | Market Value * | Unrealized Gain/(Loss) |
|--|-------------|---------------|-----------|-----|--------|-------|---------------|--------|----------------|---------------|-----------------|------------------|---------------|----------------|------------------------|
| Issuer / Broker | | | | | | | | | | | | | | | |
| UNITED STATES DOLLAR | | | | | | | | | | | | | | | |
| <u>Educational Money Mkt Fnd</u> | | | | | | | | | | | | | | | |
| MEDIUM TERM NOTES | | | | | | | | | | | | | | | |
| MEDIUM TERM NOTE | | | | | | | | | | | | | | | |
| WAL-MART STORES INC / BNP PARIBAS | | | | | | | | | | | | | | | |
| 650773 | 4/25/13 | 4/15/14 | 931142DA8 | AA | Aa2 | AA | 5,000,000.00 | 1.6250 | 0.2332 | 5,067,540.00 | (64,838.40) | 37,465.28 | 5,002,701.60 | 5,007,050.00 | 4,348.40 |
| WAL-MART STORES INC / BNP PARIBAS | | | | | | | | | | | | | | | |
| 650774 | 4/25/13 | 4/15/14 | 931142DA8 | AA | Aa2 | AA | 8,670,000.00 | 1.6250 | 0.2332 | 8,787,114.36 | (112,429.79) | 64,964.79 | 8,674,684.57 | 8,682,224.70 | 7,540.13 |
| WAL-MART STORES INC / BNP PARIBAS | | | | | | | | | | | | | | | |
| 651215 | 4/29/13 | 4/15/14 | 931142DA8 | AA | Aa2 | AA | 3,470,000.00 | 1.6250 | 0.2333 | 3,516,334.91 | (44,460.09) | 26,000.90 | 3,471,874.82 | 3,474,892.70 | 3,017.88 |
| WAL-MART STORES INC / BNP PARIBAS | | | | | | | | | | | | | | | |
| 652280 | 5/3/13 | 4/15/14 | 931142DA8 | AA | Aa2 | AA | 2,831,000.00 | 1.6250 | 0.2132 | 2,868,909.92 | (36,358.05) | 21,212.84 | 2,832,551.87 | 2,834,991.71 | 2,439.84 |
| WAL-MART STORES INC / BNP PARIBAS | | | | | | | | | | | | | | | |
| 653746 | 5/13/13 | 4/15/14 | 931142DA8 | AA | Aa2 | AA | 3,040,000.00 | 1.6250 | 0.2333 | 3,078,951.52 | (37,308.99) | 22,778.89 | 3,041,642.53 | 3,044,286.40 | 2,643.87 |
| WAL-MART STORES INC / BNP PARIBAS | | | | | | | | | | | | | | | |
| 657043 | 5/31/13 | 4/15/14 | 931142DA8 | AA | Aa2 | AA | 7,350,000.00 | 1.6250 | 0.2328 | 7,439,052.60 | (85,082.10) | 55,073.96 | 7,353,970.50 | 7,360,363.50 | 6,393.00 |
| WAL-MART STORES INC / BNP PARIBAS | | | | | | | | | | | | | | | |
| 694767 | 1/7/14 | 4/15/14 | 931142DA8 | AA | Aa2 | AA | 6,350,000.00 | 1.6250 | 0.1602 | 6,375,299.04 | (21,684.89) | 24,077.08 | 6,353,614.15 | 6,358,953.50 | 5,339.35 |
| JOHNSON & JOHNSON / BNP PARIBAS | | | | | | | | | | | | | | | |
| 657331 | 6/3/13 | 5/15/14 | 478160AX2 | AAA | Aaa | AAA | 10,000,000.00 | 1.2000 | 0.2331 | 10,091,700.00 | (79,902.34) | 45,333.33 | 10,011,797.66 | 10,011,400.00 | (397.66) |
| JOHNSON & JOHNSON / BNP PARIBAS | | | | | | | | | | | | | | | |
| 657332 | 6/3/13 | 5/15/14 | 478160AX2 | AA+ | Aaa | AAA | 2,955,000.00 | 1.2000 | 0.2331 | 2,982,097.35 | (23,611.14) | 13,396.00 | 2,958,486.21 | 2,958,368.70 | (117.51) |
| JOHNSON & JOHNSON / BNP PARIBAS | | | | | | | | | | | | | | | |
| 664370 | 7/12/13 | 5/15/14 | 478160AX2 | AAA | Aaa | AAA | 4,400,000.00 | 1.2000 | 0.2537 | 4,434,980.00 | (29,900.40) | 19,946.67 | 4,405,079.60 | 4,405,016.00 | (63.60) |
| JOHNSON & JOHNSON / BNP PARIBAS | | | | | | | | | | | | | | | |
| 669139 | 8/8/13 | 5/15/14 | 478160AX2 | AAA | Aaa | AAA | 10,200,000.00 | 1.2000 | 0.2123 | 10,277,407.80 | (65,111.98) | 46,240.00 | 10,212,295.82 | 10,211,628.00 | (667.82) |
| WAL-MART STORES INC / MORGAN STANLEY | | | | | | | | | | | | | | | |
| 688002 | 11/26/13 | 5/15/14 | 931142CQ4 | AA | Aa2 | AA | 5,000,000.00 | 3.2000 | 0.1799 | 5,070,800.00 | (52,366.86) | 55,555.55 | 5,018,433.14 | 5,029,300.00 | 10,866.86 |
| MICROSOFT CORP / BNP PARIBAS | | | | | | | | | | | | | | | |
| 661578 | 6/26/13 | 6/1/14 | 594918AB0 | AA+ | Aaa | AAA | 13,150,000.00 | 2.9500 | 0.3059 | 13,472,832.50 | (265,011.75) | 129,308.33 | 13,207,820.75 | 13,210,227.00 | 2,406.25 |
| MICROSOFT CORP / CASTLE OAK SECURITIES | | | | | | | | | | | | | | | |
| 676833 | 9/23/13 | 6/1/14 | 594918AB0 | AAA | Aaa | AA+ | 1,716,000.00 | 2.9500 | 0.2030 | 1,748,430.68 | (24,584.55) | 16,874.00 | 1,723,846.13 | 1,723,859.28 | 13.15 |
| MICROSOFT CORP / UBS FINANCIAL SERVICES | | | | | | | | | | | | | | | |
| 695832 | 1/13/14 | 6/1/14 | 594918AB0 | AAA | Aaa | AA+ | 18,000,000.00 | 2.9500 | 0.1561 | 18,192,546.00 | (108,830.35) | 115,050.00 | 18,083,715.65 | 18,082,440.00 | (1,275.65) |
| MICROSOFT CORP / BNP PARIBAS | | | | | | | | | | | | | | | |
| 696328 | 1/15/14 | 6/1/14 | 594918AB0 | AA+ | Aaa | AAA | 8,215,000.00 | 2.9500 | 0.1815 | 8,300,797.46 | (47,945.64) | 51,161.19 | 8,252,851.82 | 8,252,624.70 | (227.12) |
| BERKSHIRE HATHAWAY INC / CITIGROUP GLOBAL MARKETS | | | | | | | | | | | | | | | |

ORANGE COUNTY TREASURER-TAX COLLECTOR

Investment Inventory with Market Value by Entity & Instrument Extended Fund, County and Educational Money Market Funds

As of 31-Mar-2014

Run Date: 02-Apr-2014 10:05 am
Print Date: 02-Apr-2014
As at date: 02-Apr-2014

Page 12 of 25
User: uphan

| Deal No. | Settle Date | Maturity Date | CUSIP | S&P | Moodys | Fitch | Face Value | Coupon | Purchase Yield | Capital | Capital Accrual | Interest Accrual | Book Value | Market Value * | Unrealized Gain/(Loss) |
|---|-------------|---------------|-----------|-----|--------|-------|----------------|--------|----------------|----------------|-----------------|------------------|----------------|----------------|------------------------|
| Issuer / Broker | | | | | | | | | | | | | | | |
| UNITED STATES DOLLAR | | | | | | | | | | | | | | | |
| Educational Money Mkt Fnd | | | | | | | | | | | | | | | |
| MEDIUM TERM NOTES | | | | | | | | | | | | | | | |
| MEDIUM TERM NOTE | | | | | | | | | | | | | | | |
| 697663 | 1/23/14 | 7/15/14 | 084664AM3 | AA | Aa2 | A+ | 5,000,000.00 | 5.1000 | 0.1801 | 5,117,400.00 | (46,413.95) | 48,166.67 | 5,070,986.05 | 5,070,150.00 | (836.05) |
| BERKSHIRE HATHAWAY INC / CRED SUIS SECURITIES | | | | | | | | | | | | | | | |
| 706676 | 3/14/14 | 2/11/15 | 084670AV0 | AA | Aa2 | A+ | 1,325,000.00 | 3.2000 | 0.2553 | 1,360,374.85 | (1,839.06) | 2,002.22 | 1,358,535.79 | 1,358,880.25 | 344.46 |
| Subtotal for MEDIUM TERM NOTE: | | | | | | | 116,672,000.00 | 2.2255 | 0.2156 | 118,182,568.99 | (1,147,680.33) | 794,607.70 | 117,034,888.66 | 117,076,656.44 | 41,767.78 |
| Subtotal for MEDIUM TERM NOTES: | | | | | | | 116,672,000.00 | 2.2255 | 0.2156 | 118,182,568.99 | (1,147,680.33) | 794,607.70 | 117,034,888.66 | 117,076,656.44 | 41,767.78 |
| TREASURIES | | | | | | | | | | | | | | | |
| TREASURY BILL | | | | | | | | | | | | | | | |
| US TREASURY N/B / BARCLAYS CAPITAL | | | | | | | | | | | | | | | |
| 701020 | 2/11/14 | 4/24/14 | 912796CJ6 | AA+ | Aaa | AAA | 50,000,000.00 | | 0.1100 | 49,989,000.00 | 0.00 | 7,486.11 | 49,989,000.00 | 49,999,166.50 | 10,166.50 |
| Subtotal for TREASURY BILL: | | | | | | | 50,000,000.00 | 0.0000 | 0.1100 | 49,989,000.00 | 0.00 | 7,486.11 | 49,989,000.00 | 49,999,166.50 | 10,166.50 |
| TREASURY BOND | | | | | | | | | | | | | | | |
| US TREASURY N/B / RBC | | | | | | | | | | | | | | | |
| 698777 | 1/29/14 | 4/30/14 | 912828SR2 | AA+ | Aaa | AAA | 15,000,000.00 | 0.2500 | 0.0796 | 15,006,445.31 | (4,391.31) | 6,422.65 | 15,002,054.00 | 15,002,929.65 | 875.65 |
| US TREASURY N/B / UBS FINANCE (DE) LLC | | | | | | | | | | | | | | | |
| 700523 | 2/7/14 | 4/30/14 | 912828SR2 | AA+ | Aaa | AAA | 15,000,000.00 | 0.2500 | 0.1129 | 15,004,687.50 | (3,029.73) | 5,490.33 | 15,001,657.77 | 15,002,929.65 | 1,271.88 |
| Subtotal for TREASURY BOND: | | | | | | | 30,000,000.00 | 0.2500 | 0.0962 | 30,011,132.81 | (7,421.04) | 11,912.98 | 30,003,711.77 | 30,005,859.30 | 2,147.53 |
| Subtotal for TREASURIES: | | | | | | | 80,000,000.00 | 0.0938 | 0.1048 | 80,000,132.81 | (7,421.04) | 19,399.09 | 79,992,711.77 | 80,005,025.80 | 12,314.03 |
| Total Educational Money Mkt Fnd : | | | | | | | 862,017,932.45 | 0.6111 | 0.1326 | 864,651,420.39 | (1,829,222.05) | 1,274,567.86 | 862,835,808.26 | 862,975,773.28 | 139,965.02 |
| Net Asset Value (NAV): | | | | | | | | | | | | | | 1.000162 | |
| Extended Fund | | | | | | | | | | | | | | | |
| GOVERNMENT AGENCY | | | | | | | | | | | | | | | |
| DISCOUNT NOTES | | | | | | | | | | | | | | | |
| FHLB DISC CORP / NOMURA SECURITIES | | | | | | | | | | | | | | | |
| 705867 | 3/11/14 | 4/16/14 | 313385VQ6 | AA+ | Aaa | AAA | 10,135,000.00 | | 0.0550 | 10,134,442.58 | 0.00 | 325.16 | 10,134,767.74 | 10,134,868.25 | 100.51 |
| FHLB DISC CORP / JEFFERIES & COMPANY | | | | | | | | | | | | | | | |
| 705865 | 3/11/14 | 4/17/14 | 313385VR4 | AA+ | Aaa | AAA | 22,043,000.00 | | 0.0550 | 22,041,753.96 | 0.00 | 707.21 | 22,042,461.17 | 22,042,713.44 | 252.27 |
| FREDDIE DISCOUNT / NOMURA SECURITIES | | | | | | | | | | | | | | | |
| 705866 | 3/11/14 | 4/21/14 | 313397VV0 | AA+ | Aaa | AAA | 8,000,000.00 | | 0.0550 | 7,999,498.89 | 0.00 | 256.67 | 7,999,755.56 | 7,999,864.00 | 108.44 |
| FREDDIE DISCOUNT / DEUTSCHE | | | | | | | | | | | | | | | |
| 701630 | 2/14/14 | 2/9/15 | 313396BR3 | AA+ | Aaa | AAA | 25,000,000.00 | | 0.1600 | 24,960,000.00 | 0.00 | 5,111.11 | 24,965,111.11 | 24,978,200.00 | 13,088.89 |

ORANGE COUNTY TREASURER-TAX COLLECTOR

Investment Inventory with Market Value by Entity & Instrument Extended Fund, County and Educational Money Market Funds

As of 31-Mar-2014

Run Date: 02-Apr-2014 10:05 am
Print Date: 02-Apr-2014
As at date: 02-Apr-2014

Page 13 of 25
User: uphan

| Deal No. | Settle Date | Maturity Date | CUSIP | S&P | Moodys | Fitch | Face Value | Coupon | Purchase Yield | Capital | Capital Accrual | Interest Accrual | Book Value | Market Value * | Unrealized Gain/(Loss) |
|--|-------------|---------------|-----------|-----|--------|-------|---------------|--------|----------------|---------------|-----------------|------------------|---------------|----------------|------------------------|
| Issuer / Broker | | | | | | | | | | | | | | | |
| UNITED STATES DOLLAR | | | | | | | | | | | | | | | |
| <u>Extended Fund</u> | | | | | | | | | | | | | | | |
| GOVERNMENT AGENCY | | | | | | | | | | | | | | | |
| Subtotal for DISCOUNT NOTES: | | | | | | | 65,178,000.00 | 0.0000 | 0.0953 | 65,135,695.43 | 0.00 | 6,400.15 | 65,142,095.58 | 65,155,645.69 | 13,550.11 |
| GOVT AGENCY-FIX-30/360 | | | | | | | | | | | | | | | |
| FREDDIE MAC / BARCLAYS CAPITAL | | | | | | | | | | | | | | | |
| 580024 | 3/20/12 | 4/28/14 | 3134G3SB7 | AA+ | Aaa | AAA | 15,000,000.00 | 0.3750 | 0.5011 | 14,960,400.00 | 38,189.45 | 23,906.25 | 14,998,589.45 | 15,003,975.00 | 5,385.55 |
| FREDDIE MAC / OPPENHEIMER & CO., INC | | | | | | | | | | | | | | | |
| 598648 | 6/27/12 | 4/28/14 | 3134G3SB7 | AA+ | Aaa | AAA | 5,000,000.00 | 0.3750 | 0.3970 | 4,997,985.00 | 1,932.69 | 7,968.75 | 4,999,917.69 | 5,001,325.00 | 1,407.31 |
| FREDDIE MAC / RBC | | | | | | | | | | | | | | | |
| 598646 | 6/27/12 | 4/29/14 | 3134G2CL4 | AA+ | Aaa | AAA | 32,000,000.00 | 1.3500 | 0.3920 | 32,561,108.80 | (537,376.10) | 182,400.00 | 32,023,732.70 | 32,031,680.00 | 7,947.30 |
| FED HM LN BK BD / STERNE AGEE & LEACH | | | | | | | | | | | | | | | |
| 584829 | 4/13/12 | 5/28/14 | 313373JR4 | AA+ | Aaa | AAA | 10,000,000.00 | 1.3750 | 0.3659 | 10,213,400.00 | (197,499.61) | 46,979.17 | 10,015,900.39 | 10,021,600.00 | 5,699.61 |
| FED HM LN BK BD / JEFFERIES & COMPANY | | | | | | | | | | | | | | | |
| 591841 | 5/21/12 | 6/13/14 | 3133XWE70 | AA+ | Aaa | N.A | 10,000,000.00 | 2.5000 | 0.4253 | 10,425,275.50 | (384,008.87) | 75,000.00 | 10,041,266.63 | 10,050,300.00 | 9,033.37 |
| FED HM LN BK BD / OPPENHEIMER & CO., INC | | | | | | | | | | | | | | | |
| 591842 | 5/21/12 | 6/13/14 | 3133XWE70 | AA+ | Aaa | N.A | 10,000,000.00 | 2.5000 | 0.4252 | 10,425,300.00 | (384,031.00) | 75,000.00 | 10,041,269.00 | 10,050,300.00 | 9,031.00 |
| FED HM LN BK BD / JEFFERIES & COMPANY | | | | | | | | | | | | | | | |
| 595490 | 6/11/12 | 6/13/14 | 3133XWE70 | AA+ | Aaa | AAA | 10,000,000.00 | 2.5000 | 0.4019 | 10,418,667.20 | (376,916.45) | 75,000.00 | 10,041,750.75 | 10,050,300.00 | 8,549.25 |
| FED HM LN BK BD / OPPENHEIMER & CO., INC | | | | | | | | | | | | | | | |
| 596490 | 6/14/12 | 6/13/14 | 3133XWE70 | AA+ | Aaa | AAA | 10,000,000.00 | 2.5000 | 0.4301 | 10,411,200.00 | (370,022.81) | 75,000.00 | 10,041,177.19 | 10,050,300.00 | 9,122.81 |
| FED HM LN BK BD / DREXEL HAMILTON LLC | | | | | | | | | | | | | | | |
| 607851 | 8/16/12 | 7/2/14 | 313379SK6 | AA+ | Aaa | AAA | 10,000,000.00 | 0.4000 | 0.3413 | 10,010,981.20 | (9,502.96) | 9,888.89 | 10,001,478.24 | 9,996,900.00 | (4,578.24) |
| FREDDIE MAC / CANTOR FITZGERALD | | | | | | | | | | | | | | | |
| 596481 | 6/14/12 | 8/20/14 | 3134G2UA8 | AA+ | Aaa | AAA | 7,605,000.00 | 1.0000 | 0.4600 | 7,694,100.18 | (73,343.28) | 8,661.25 | 7,620,756.90 | 7,631,617.50 | 10,860.60 |
| FREDDIE MAC / CASTLE OAK SECURITIES | | | | | | | | | | | | | | | |
| 611985 | 9/10/12 | 8/20/14 | 3134G2UA8 | AA+ | Aaa | AAA | 20,000,000.00 | 1.0000 | 0.3121 | 20,266,500.00 | (213,580.71) | 22,777.78 | 20,052,919.29 | 20,070,000.00 | 17,080.71 |
| FREDDIE MAC / CANTOR FITZGERALD | | | | | | | | | | | | | | | |
| 606743 | 8/10/12 | 8/28/14 | 3134G3YW4 | AA+ | Aaa | AAA | 5,000,000.00 | 0.3750 | 0.3549 | 5,002,050.00 | (1,641.67) | 1,718.75 | 5,000,408.33 | 5,005,850.00 | 5,441.67 |
| FREDDIE MAC / RBC | | | | | | | | | | | | | | | |
| 606744 | 8/10/12 | 8/28/14 | 3134G3YW4 | AA+ | Aaa | AAA | 5,000,000.00 | 0.3750 | 0.3588 | 5,001,650.00 | (1,321.34) | 1,718.75 | 5,000,328.66 | 5,005,850.00 | 5,521.34 |
| FREDDIE MAC / OPPENHEIMER & CO., INC | | | | | | | | | | | | | | | |
| 607850 | 8/16/12 | 8/28/14 | 3134G3YW4 | AA+ | Aaa | AAA | 10,000,000.00 | 0.3750 | 0.3513 | 10,004,800.00 | (3,836.07) | 3,437.50 | 10,000,963.93 | 10,011,700.00 | 10,736.07 |
| FREDDIE MAC / BNP PARIBAS | | | | | | | | | | | | | | | |
| 610978 | 8/17/12 | 8/28/14 | 3134G3YW4 | AA+ | Aaa | AAA | 10,000,000.00 | 0.3750 | 0.3597 | 10,003,100.00 | (2,476.61) | 3,437.50 | 10,000,623.39 | 10,011,700.00 | 11,076.61 |
| FREDDIE MAC / BNP PARIBAS | | | | | | | | | | | | | | | |
| 611984 | 9/10/12 | 8/28/14 | 3134G3YW4 | AA+ | Aaa | N.A | 10,000,000.00 | 0.3750 | 0.3321 | 10,008,400.00 | (6,655.93) | 3,437.50 | 10,001,744.07 | 10,011,700.00 | 9,955.93 |

ORANGE COUNTY TREASURER-TAX COLLECTOR

Investment Inventory with Market Value by Entity & Instrument Extended Fund, County and Educational Money Market Funds

As of 31-Mar-2014

Run Date: 02-Apr-2014 10:05 am
Print Date: 02-Apr-2014
As at date: 02-Apr-2014

Page 14 of 25
User: uphan

| Deal No. | Settle Date | Maturity Date | CUSIP | S&P | Moodys | Fitch | Face Value | Coupon | Purchase Yield | Capital | Capital Accrual | Interest Accrual | Book Value | Market Value * | Unrealized Gain/(Loss) |
|---|-------------|---------------|-----------|-----|--------|-------|---------------|--------|----------------|---------------|-----------------|------------------|---------------|----------------|------------------------|
| Issuer / Broker | | | | | | | | | | | | | | | |
| UNITED STATES DOLLAR | | | | | | | | | | | | | | | |
| <u>Extended Fund</u> | | | | | | | | | | | | | | | |
| GOVERNMENT AGENCY | | | | | | | | | | | | | | | |
| GOVT AGENCY-FIX-30/360 | | | | | | | | | | | | | | | |
| FED HM LN BK BD / TD SECURITIES | | | | | | | | | | | | | | | |
| 691402 | 12/17/13 | 9/12/14 | 3130A0GJ3 | AA+ | Aaa | AAA | 20,500,000.00 | 0.1500 | 0.1675 | 20,497,369.85 | 1,032.21 | 1,622.92 | 20,498,402.06 | 20,505,125.00 | 6,722.94 |
| FED HM LN BK BD / TD SECURITIES | | | | | | | | | | | | | | | |
| 691403 | 12/17/13 | 9/12/14 | 3130A0GJ3 | AA+ | Aaa | AAA | 50,000,000.00 | 0.1500 | 0.1675 | 49,993,585.00 | 2,517.58 | 3,958.33 | 49,996,102.58 | 50,012,500.00 | 16,397.42 |
| FED HM LN BK BD / TD SECURITIES | | | | | | | | | | | | | | | |
| 691404 | 12/17/13 | 9/12/14 | 3130A0GJ3 | AA+ | Aaa | AAA | 50,000,000.00 | 0.1500 | 0.1675 | 49,993,585.00 | 2,517.58 | 3,958.33 | 49,996,102.58 | 50,012,500.00 | 16,397.42 |
| FED HM LN BK BD / TD SECURITIES | | | | | | | | | | | | | | | |
| 691405 | 12/17/13 | 9/12/14 | 3130A0GJ3 | AA+ | Aaa | AAA | 50,000,000.00 | 0.1500 | 0.1675 | 49,993,585.00 | 2,517.58 | 3,958.33 | 49,996,102.58 | 50,012,500.00 | 16,397.42 |
| FREDDIE MAC / CASTLE OAK SECURITIES | | | | | | | | | | | | | | | |
| 547992 | 9/27/11 | 9/19/14 | 3134G2YJ5 | AA+ | Aaa | AAA | 10,000,000.00 | 0.5000 | 0.6528 | 9,955,000.00 | 37,947.76 | 1,666.67 | 9,992,947.76 | 10,019,700.00 | 26,752.24 |
| FED FARM CR BK / UBS FINANCIAL SERVICES | | | | | | | | | | | | | | | |
| 622556 | 11/9/12 | 10/16/14 | 3133EA4S4 | AA+ | Aaa | AAA | 19,300,000.00 | 0.2500 | 0.2961 | 19,282,823.00 | 12,371.38 | 22,114.58 | 19,295,194.38 | 19,315,826.00 | 20,631.62 |
| FANNIE MAE / BNP PARIBAS | | | | | | | | | | | | | | | |
| 582607 | 4/3/12 | 10/30/14 | 3135G0DW0 | AA+ | Aaa | AAA | 10,000,000.00 | 0.6250 | 0.5248 | 10,025,580.00 | (19,812.77) | 26,215.28 | 10,005,767.23 | 10,029,600.00 | 23,832.77 |
| FED FARM CR BK / RBC | | | | | | | | | | | | | | | |
| 635326 | 1/28/13 | 11/14/14 | 3133ECCM4 | AA+ | Aaa | N.A | 15,305,000.00 | 0.2500 | 0.2987 | 15,291,684.65 | 8,718.87 | 14,561.01 | 15,300,403.52 | 15,317,703.15 | 17,299.63 |
| FED FARM CR BK / CRED SUIS SECURITIES | | | | | | | | | | | | | | | |
| 624988 | 11/27/12 | 11/19/14 | 3133EC2X1 | AA+ | Aaa | N.A | 25,000,000.00 | 0.2700 | 0.3172 | 24,976,750.00 | 15,804.78 | 24,750.00 | 24,992,554.78 | 25,023,500.00 | 30,945.22 |
| FED FARM CR BK / JEFFERIES & COMPANY | | | | | | | | | | | | | | | |
| 624989 | 11/27/12 | 11/19/14 | 3133EC2X1 | AA+ | Aaa | N.A | 39,500,000.00 | 0.2700 | 0.3172 | 39,463,264.21 | 24,972.08 | 39,105.00 | 39,488,236.29 | 39,537,130.00 | 48,893.71 |
| FANNIE MAE / JEFFERIES & COMPANY | | | | | | | | | | | | | | | |
| 622195 | 11/7/12 | 11/20/14 | 3139AZV7 | AA+ | Aaa | AAA | 25,000,000.00 | 2.6250 | 0.3450 | 26,155,500.00 | (794,504.77) | 238,802.08 | 25,360,995.23 | 25,384,250.00 | 23,254.77 |
| FANNIE MAE / BANK OF AMERICA | | | | | | | | | | | | | | | |
| 691401 | 12/17/13 | 11/20/14 | 3139AZV7 | AA+ | Aaa | AAA | 50,000,000.00 | 2.6250 | 0.1852 | 51,126,900.00 | (351,944.74) | 379,166.67 | 50,774,955.26 | 50,768,500.00 | (6,455.26) |
| FED FARM CR BK / RBC | | | | | | | | | | | | | | | |
| 630583 | 12/28/12 | 11/26/14 | 3133EC5G5 | AA+ | Aaa | AAA | 15,300,000.00 | 0.2500 | 0.2970 | 15,286,306.50 | 9,016.21 | 13,281.25 | 15,295,322.71 | 15,310,863.00 | 15,540.29 |
| FED FARM CR BK / CANTOR FITZGERALD | | | | | | | | | | | | | | | |
| 635328 | 1/28/13 | 11/28/14 | 3133ECDP6 | AA+ | Aaa | N.A | 25,000,000.00 | 0.2500 | 0.2990 | 24,977,625.00 | 14,340.34 | 21,354.17 | 24,991,965.34 | 25,020,250.00 | 28,284.66 |
| FED FARM CR BK / CASTLE OAK SECURITIES | | | | | | | | | | | | | | | |
| 635329 | 1/28/13 | 11/28/14 | 3133ECDP6 | AAA | Aaa | N.A | 25,000,000.00 | 0.2500 | 0.2987 | 24,977,750.00 | 14,260.23 | 21,354.17 | 24,992,010.23 | 25,020,250.00 | 28,239.77 |
| FREDDIE MAC / JEFFERIES & COMPANY | | | | | | | | | | | | | | | |
| 617568 | 10/11/12 | 12/5/14 | 3134G3H78 | AA+ | Aaa | AAA | 15,000,000.00 | 0.3500 | 0.3469 | 15,000,985.35 | (674.72) | 16,916.67 | 15,000,310.63 | 15,022,050.00 | 21,739.37 |
| FANNIE MAE / BNP PARIBAS | | | | | | | | | | | | | | | |

ORANGE COUNTY TREASURER-TAX COLLECTOR

Investment Inventory with Market Value by Entity & Instrument Extended Fund, County and Educational Money Market Funds

As of 31-Mar-2014

Run Date: 02-Apr-2014 10:05 am
Print Date: 02-Apr-2014
As at date: 02-Apr-2014

Page 15 of 25
User: uphan

| Deal No. | Settle Date | Maturity Date | CUSIP | S&P | Moodys | Fitch | Face Value | Coupon | Purchase Yield | Capital | Capital Accrual | Interest Accrual | Book Value | Market Value * | Unrealized Gain/(Loss) |
|---|-------------|---------------|-----------|-----|--------|-------|---------------|--------|----------------|---------------|-----------------|------------------|---------------|----------------|------------------------|
| Issuer / Broker | | | | | | | | | | | | | | | |
| UNITED STATES DOLLAR | | | | | | | | | | | | | | | |
| <u>Extended Fund</u> | | | | | | | | | | | | | | | |
| GOVERNMENT AGENCY | | | | | | | | | | | | | | | |
| GOVT AGENCY-FIX-30/360 | | | | | | | | | | | | | | | |
| 617567 | 10/11/12 | 12/19/14 | 3135G0FY4 | AA+ | Aaa | AAA | 25,000,000.00 | 0.7500 | 0.3369 | 25,225,000.00 | (151,332.49) | 53,125.00 | 25,073,667.51 | 25,111,750.00 | 38,082.49 |
| FANNIE MAE / MORGAN STANLEY | | | | | | | | | | | | | | | |
| 618640 | 10/18/12 | 12/19/14 | 3135G0FY4 | AA+ | Aaa | AAA | 24,000,000.00 | 0.7500 | 0.3462 | 24,209,280.00 | (140,145.25) | 51,000.00 | 24,069,134.75 | 24,107,280.00 | 38,145.25 |
| FANNIE MAE / DEUTSCHE | | | | | | | | | | | | | | | |
| 618775 | 10/18/12 | 12/19/14 | 3135G0FY4 | AA+ | Aaa | AAA | 25,000,000.00 | 0.7500 | 0.3481 | 25,216,930.00 | (145,268.10) | 53,125.00 | 25,071,661.90 | 25,111,750.00 | 40,088.10 |
| FREDDIE MAC / CRED SUIS SECURITIES | | | | | | | | | | | | | | | |
| 576839 | 3/2/12 | 12/29/14 | 3137EADA4 | AA+ | Aaa | AAA | 25,000,000.00 | 0.6250 | 0.5360 | 25,062,250.00 | (45,845.87) | 39,930.56 | 25,016,404.13 | 25,092,875.00 | 76,470.87 |
| FED HM LN BK BD / CASTLE OAK SECURITIES | | | | | | | | | | | | | | | |
| 626591 | 12/5/12 | 1/16/15 | 313381H24 | AA+ | Aaa | N.A | 25,000,000.00 | 0.2500 | 0.3070 | 24,970,000.00 | 18,764.78 | 13,020.83 | 24,988,764.78 | 25,015,625.00 | 26,860.22 |
| FED HM LN BK BD / BNP PARIBAS | | | | | | | | | | | | | | | |
| 626592 | 12/5/12 | 1/16/15 | 313381H24 | AA+ | Aaa | N.A | 20,000,000.00 | 0.2500 | 0.3070 | 19,976,000.00 | 15,011.83 | 10,416.67 | 19,991,011.83 | 20,012,500.00 | 21,488.17 |
| FED HM LN BK BD / DEUTSCHE | | | | | | | | | | | | | | | |
| 680477 | 10/15/13 | 2/20/15 | 313381YP4 | AA+ | Aaa | AAA | 28,500,000.00 | 0.2500 | 0.2401 | 28,503,790.50 | (1,297.37) | 8,114.58 | 28,502,493.13 | 28,519,665.00 | 17,171.87 |
| FED HM LN BK BD / RBC | | | | | | | | | | | | | | | |
| 691406 | 12/17/13 | 2/20/15 | 313381YP4 | AA+ | Aaa | AAA | 50,000,000.00 | 0.2500 | 0.2022 | 50,028,000.00 | (6,884.16) | 14,236.11 | 50,021,115.84 | 50,034,500.00 | 13,384.16 |
| FREDDIE MAC / CANTOR FITZGERALD | | | | | | | | | | | | | | | |
| 607852 | 8/16/12 | 4/17/15 | 3137EADD8 | AA+ | Aaa | AAA | 5,000,000.00 | 0.5000 | 0.4450 | 5,007,285.00 | (4,434.68) | 11,388.89 | 5,002,850.32 | 5,015,225.00 | 12,374.68 |
| FED FARM CR BK / UBS FINANCIAL SERVICES | | | | | | | | | | | | | | | |
| 661235 | 6/25/13 | 6/23/15 | 3133EARQ3 | AA+ | Aaa | AAA | 30,000,000.00 | 0.5000 | 0.4592 | 30,024,300.00 | (9,340.95) | 40,833.33 | 30,014,959.05 | 30,104,700.00 | 89,740.95 |
| FED FARM CR BK / JEFFERIES & COMPANY | | | | | | | | | | | | | | | |
| 643498 | 3/15/13 | 7/30/15 | 3133ECHV9 | AA+ | Aaa | AAA | 25,000,000.00 | 0.3500 | 0.3602 | 24,994,000.00 | 2,638.60 | 14,826.39 | 24,996,638.60 | 25,034,250.00 | 37,611.40 |
| FED FARM CR BK / RBC | | | | | | | | | | | | | | | |
| 661819 | 6/27/13 | 8/17/15 | 3133EADW5 | AA+ | Aaa | AAA | 10,000,000.00 | 0.5500 | 0.5891 | 9,991,700.00 | 2,953.51 | 6,722.22 | 9,994,653.51 | 10,041,300.00 | 46,646.49 |
| FREDDIE MAC / BNP PARIBAS | | | | | | | | | | | | | | | |
| 612460 | 9/12/12 | 9/4/15 | 3134G3J76 | AA+ | Aaa | N.A | 10,000,000.00 | 0.4500 | 0.4331 | 10,005,000.00 | (2,607.28) | 3,375.00 | 10,002,392.72 | 10,028,750.00 | 26,357.28 |
| FREDDIE MAC / BNP PARIBAS | | | | | | | | | | | | | | | |
| 613215 | 9/17/12 | 9/4/15 | 3134G3J76 | AA+ | Aaa | N.A | 10,000,000.00 | 0.4500 | 0.4398 | 10,003,000.00 | (1,557.64) | 3,375.00 | 10,001,442.36 | 10,028,750.00 | 27,307.64 |
| FANNIE MAE / JEFFERIES & COMPANY | | | | | | | | | | | | | | | |
| 618771 | 10/18/12 | 9/28/15 | 3135G0NV1 | AA+ | Aaa | AAA | 15,000,000.00 | 0.5000 | 0.4322 | 15,029,700.00 | (14,653.87) | 625.00 | 15,015,046.13 | 15,055,725.00 | 40,678.87 |
| FANNIE MAE / JP MORGAN CHASE & CO | | | | | | | | | | | | | | | |
| 618773 | 10/18/12 | 9/28/15 | 3135G0NV1 | AA+ | Aaa | AAA | 10,000,000.00 | 0.5000 | 0.4370 | 10,018,400.00 | (9,078.49) | 416.67 | 10,009,321.51 | 10,037,150.00 | 27,828.49 |
| FANNIE MAE / BNP PARIBAS | | | | | | | | | | | | | | | |
| 619050 | 10/19/12 | 9/28/15 | 3135G0NV1 | AA+ | Aaa | AAA | 15,000,000.00 | 0.5000 | 0.4626 | 15,016,350.00 | (8,059.21) | 625.00 | 15,008,290.79 | 15,055,725.00 | 41 47,434.21 |

ORANGE COUNTY TREASURER-TAX COLLECTOR

Investment Inventory with Market Value by Entity & Instrument Extended Fund, County and Educational Money Market Funds

As of 31-Mar-2014

Run Date: 02-Apr-2014 10:05 am
Print Date: 02-Apr-2014
As at date: 02-Apr-2014

Page 16 of 25
User: uphan

| Deal No. | Settle Date | Maturity Date | CUSIP | S&P | Moody's | Fitch | Face Value | Coupon | Purchase Yield | Capital | Capital Accrual | Interest Accrual | Book Value | Market Value * | Unrealized Gain/(Loss) |
|---|-------------|---------------|-----------|-----|---------|-------|---------------|--------|----------------|---------------|-----------------|------------------|---------------|----------------|------------------------|
| Issuer / Broker | | | | | | | | | | | | | | | |
| UNITED STATES DOLLAR | | | | | | | | | | | | | | | |
| <u>Extended Fund</u> | | | | | | | | | | | | | | | |
| GOVERNMENT AGENCY | | | | | | | | | | | | | | | |
| GOVT AGENCY-FIX-30/360 | | | | | | | | | | | | | | | |
| FANNIE MAE / DEUTSCHE | | | | | | | | | | | | | | | |
| 619537 | 10/23/12 | 10/26/15 | 31398A4M1 | AA+ | Aaa | AAA | 15,000,000.00 | 1.6250 | 0.4941 | 15,505,912.50 | (241,978.46) | 104,947.92 | 15,263,934.04 | 15,311,775.00 | 47,840.96 |
| FED FARM CR BK / JEFFERIES & COMPANY | | | | | | | | | | | | | | | |
| 630250 | 12/27/12 | 11/16/15 | 3133ECB2 | AA+ | Aaa | AAA | 19,575,000.00 | 0.4300 | 0.4370 | 19,571,085.00 | 1,710.69 | 31,564.69 | 19,572,795.69 | 19,591,638.75 | 18,843.06 |
| FED FARM CR BK / JEFFERIES & COMPANY | | | | | | | | | | | | | | | |
| 638821 | 2/19/13 | 11/16/15 | 3133ECB2 | AA+ | Aaa | AAA | 10,000,000.00 | 0.4300 | 0.4443 | 9,996,100.00 | 1,588.45 | 16,125.00 | 9,997,688.45 | 10,008,500.00 | 10,811.55 |
| FED HM LN BK BD / MORGAN STANLEY | | | | | | | | | | | | | | | |
| 638345 | 2/14/13 | 11/20/15 | 313380L96 | AA+ | Aaa | AAA | 10,000,000.00 | 0.5000 | 0.4541 | 10,012,600.00 | (5,148.80) | 18,194.44 | 10,007,451.20 | 10,034,400.00 | 26,948.80 |
| FED HM LN BK BD / BARCLAYS CAPITAL | | | | | | | | | | | | | | | |
| 663447 | 7/8/13 | 11/20/15 | 313380L96 | AA+ | Aaa | N.A | 15,000,000.00 | 0.5000 | 0.5879 | 14,969,040.00 | 9,556.90 | 27,291.67 | 14,978,596.90 | 15,051,600.00 | 73,003.10 |
| FED HM LN BK BD / CITIGROUP GLOBAL MARKETS | | | | | | | | | | | | | | | |
| 666909 | 7/26/13 | 11/20/15 | 313380L96 | AA+ | Aaa | AAA | 10,000,000.00 | 0.5000 | 0.4491 | 10,011,700.00 | (3,437.05) | 18,194.44 | 10,008,262.95 | 10,034,400.00 | 26,137.05 |
| FREDDIE MAC / RBC | | | | | | | | | | | | | | | |
| 632052 | 1/8/13 | 11/24/15 | 3134G3W55 | AA+ | Aaa | N.A | 10,000,000.00 | 0.4500 | 0.4489 | 10,000,300.00 | (128.28) | 15,875.00 | 10,000,171.72 | 10,015,550.00 | 15,378.28 |
| FREDDIE MAC / BNP PARIBAS | | | | | | | | | | | | | | | |
| 632053 | 1/8/13 | 11/24/15 | 3134G3W55 | AA+ | Aaa | N.A | 35,000,000.00 | 0.4500 | 0.4489 | 35,001,050.00 | (448.99) | 55,562.50 | 35,000,601.01 | 35,054,425.00 | 53,823.99 |
| FREDDIE MAC / RBC | | | | | | | | | | | | | | | |
| 642207 | 3/8/13 | 11/24/15 | 3134G3W55 | AA+ | Aaa | AAA | 20,000,000.00 | 0.4500 | 0.4310 | 20,010,200.00 | (4,002.66) | 31,750.00 | 20,006,197.34 | 20,031,100.00 | 24,902.66 |
| FREDDIE MAC / RBC | | | | | | | | | | | | | | | |
| 642730 | 3/12/13 | 11/24/15 | 3134G3W55 | AA+ | Aaa | AAA | 20,000,000.00 | 0.4500 | 0.4421 | 20,004,200.00 | (1,637.65) | 31,750.00 | 20,002,562.35 | 20,031,100.00 | 28,537.65 |
| FED HM LN BK BD / JEFFERIES & COMPANY | | | | | | | | | | | | | | | |
| 630251 | 12/27/12 | 12/11/15 | 313371NW2 | AA+ | Aaa | AAA | 10,000,000.00 | 1.3750 | 0.4320 | 10,273,650.00 | (116,764.19) | 42,013.89 | 10,156,885.81 | 10,178,700.00 | 21,814.19 |
| FED HM LN BK BD / JEFFERIES & COMPANY | | | | | | | | | | | | | | | |
| 632054 | 1/8/13 | 12/11/15 | 313371NW2 | AA+ | Aaa | N.A | 11,000,000.00 | 1.3750 | 0.4494 | 11,295,526.00 | (124,328.60) | 46,215.28 | 11,171,197.40 | 11,196,570.00 | 25,372.60 |
| FANNIE MAE / MORGAN STANLEY | | | | | | | | | | | | | | | |
| 657330 | 6/3/13 | 12/21/15 | 3135G0S80 | AA+ | Aaa | AAA | 25,000,000.00 | 0.3750 | 0.4678 | 24,941,250.00 | 19,071.35 | 26,041.67 | 24,960,321.35 | 25,020,250.00 | 59,928.65 |
| FANNIE MAE / CITIGROUP GLOBAL MARKETS | | | | | | | | | | | | | | | |
| 660955 | 6/24/13 | 12/21/15 | 3135G0S80 | AA+ | Aaa | AAA | 15,000,000.00 | 0.3750 | 0.5928 | 14,919,300.00 | 24,920.74 | 15,625.00 | 14,944,220.74 | 15,012,150.00 | 67,929.26 |
| FANNIE MAE / GOLDMAN SACHS GROUP INC | | | | | | | | | | | | | | | |
| 666910 | 7/26/13 | 12/21/15 | 3135G0S80 | AA+ | Aaa | AAA | 10,000,000.00 | 0.3750 | 0.4902 | 9,972,510.00 | 7,786.18 | 10,416.67 | 9,980,296.18 | 10,008,100.00 | 27,803.82 |
| FANNIE MAE / GOLDMAN SACHS GROUP INC | | | | | | | | | | | | | | | |
| 666911 | 7/26/13 | 12/21/15 | 3135G0S80 | AA+ | Aaa | AAA | 10,000,000.00 | 0.3750 | 0.4952 | 9,971,320.00 | 8,123.24 | 10,416.67 | 9,979,443.24 | 10,008,100.00 | 28,656.76 |
| FANNIE MAE / BNP PARIBAS | | | | | | | | | | | | | | | |

ORANGE COUNTY TREASURER-TAX COLLECTOR

Investment Inventory with Market Value by Entity & Instrument Extended Fund, County and Educational Money Market Funds

As of 31-Mar-2014

Run Date: 02-Apr-2014 10:05 am
Print Date: 02-Apr-2014
As at date: 02-Apr-2014

Page 17 of 25
User: uphan

| Deal No. | Settle Date | Maturity Date | CUSIP | S&P | Moodys | Fitch | Face Value | Coupon | Purchase Yield | Capital | Capital Accrual | Interest Accrual | Book Value | Market Value * | Unrealized Gain/(Loss) |
|--|-------------|---------------|-----------|-----|--------|-------|---------------|--------|----------------|---------------|-----------------|------------------|---------------|----------------|------------------------|
| Issuer / Broker | | | | | | | | | | | | | | | |
| UNITED STATES DOLLAR | | | | | | | | | | | | | | | |
| <u>Extended Fund</u> | | | | | | | | | | | | | | | |
| GOVERNMENT AGENCY | | | | | | | | | | | | | | | |
| GOVT AGENCY-FIX-30/360 | | | | | | | | | | | | | | | |
| 666912 | 7/26/13 | 12/21/15 | 3135G0SB0 | AA+ | Aaa | AAA | 10,000,000.00 | 0.3750 | 0.4924 | 9,972,000.00 | 7,930.64 | 10,416.67 | 9,979,930.64 | 10,008,100.00 | 28,169.36 |
| FANNIE MAE / MORGAN STANLEY | | | | | | | | | | | | | | | |
| 671912 | 8/23/13 | 12/21/15 | 3135G0SB0 | AA+ | Aaa | AAA | 15,000,000.00 | 0.3750 | 0.5490 | 14,939,700.00 | 15,686.63 | 15,625.00 | 14,955,386.63 | 15,012,150.00 | 56,763.37 |
| FANNIE MAE / DAIWA CAPITAL MARKETS | | | | | | | | | | | | | | | |
| 690838 | 12/13/13 | 12/21/15 | 3135G0SB0 | AA+ | Aaa | AAA | 25,000,000.00 | 0.3750 | 0.3689 | 25,003,075.00 | (456.18) | 26,041.67 | 25,002,618.82 | 25,020,250.00 | 17,631.18 |
| FED HM LN BK BD / BNP PARIBAS | | | | | | | | | | | | | | | |
| 649011 | 4/17/13 | 3/11/16 | 313375RN9 | AA+ | Aaa | AAA | 30,000,000.00 | 1.0000 | 0.4090 | 30,510,600.00 | (168,243.68) | 16,666.67 | 30,342,356.32 | 30,315,900.00 | (26,456.32) |
| FED HM LN BK BD / CANTOR FITZGERALD | | | | | | | | | | | | | | | |
| 645483 | 3/27/13 | 3/18/16 | 313382K85 | AA+ | Aaa | N.A | 50,000,000.00 | 0.4500 | 0.4530 | 49,995,550.00 | 1,512.42 | 8,125.00 | 49,997,062.42 | 50,050,000.00 | 52,937.58 |
| FED HM LN BK BD / CASTLE OAK SECURITIES | | | | | | | | | | | | | | | |
| 672940 | 8/30/13 | 3/18/16 | 313382K85 | AA+ | Aaa | AAA | 15,000,000.00 | 0.4500 | 0.7180 | 14,898,585.00 | 23,309.98 | 2,437.50 | 14,921,894.98 | 15,015,000.00 | 93,105.02 |
| FANNIE MAE / BARCLAYS CAPITAL | | | | | | | | | | | | | | | |
| 675626 | 9/16/13 | 3/30/16 | 3135G0VA8 | AA+ | Aaa | AAA | 15,000,000.00 | 0.5000 | 0.7393 | 14,909,865.00 | 19,230.11 | 208.33 | 14,929,095.11 | 15,016,650.00 | 87,554.89 |
| FANNIE MAE / DAIWA CAPITAL MARKETS | | | | | | | | | | | | | | | |
| 707867 | 3/21/14 | 3/30/16 | 3135G0VA8 | AA+ | Aaa | AAA | 10,000,000.00 | 0.5000 | 0.4927 | 10,001,470.00 | (20.16) | 138.89 | 10,001,449.84 | 10,011,100.00 | 9,650.16 |
| FREDDIE MAC / CRED SUIS SECURITIES | | | | | | | | | | | | | | | |
| 652290 | 5/3/13 | 5/13/16 | 3137EADQ9 | AA+ | Aaa | AAA | 20,000,000.00 | 0.5000 | 0.3924 | 20,064,700.00 | (19,469.36) | 38,333.33 | 20,045,230.64 | 20,003,600.00 | (41,630.64) |
| FREDDIE MAC / JEFFERIES & COMPANY | | | | | | | | | | | | | | | |
| 655818 | 5/23/13 | 5/13/16 | 3137EADQ9 | AA+ | Aaa | AAA | 25,000,000.00 | 0.5000 | 0.4529 | 25,034,700.00 | (9,988.41) | 47,916.67 | 25,024,711.59 | 25,004,500.00 | (20,211.59) |
| FREDDIE MAC / CRED SUIS SECURITIES | | | | | | | | | | | | | | | |
| 656027 | 5/24/13 | 5/13/16 | 3137EADQ9 | AA+ | Aaa | AAA | 25,000,000.00 | 0.5000 | 0.4628 | 25,027,375.00 | (7,861.67) | 47,916.67 | 25,019,513.33 | 25,004,500.00 | (15,013.33) |
| FED HM LN BK BD / BARCLAYS CAPITAL | | | | | | | | | | | | | | | |
| 653501 | 5/10/13 | 6/24/16 | 3133834R9 | AA+ | Aaa | AAA | 15,000,000.00 | 0.3750 | 0.4321 | 14,973,450.00 | 7,582.34 | 15,156.25 | 14,981,032.34 | 14,951,775.00 | (29,257.34) |
| FED HM LN BK BD / MORGAN STANLEY | | | | | | | | | | | | | | | |
| 653744 | 5/13/13 | 6/24/16 | 3133834R9 | AA+ | Aaa | N.A | 10,000,000.00 | 0.3750 | 0.4709 | 9,970,400.00 | 8,396.79 | 10,104.17 | 9,978,796.79 | 9,967,850.00 | (10,946.79) |
| FED HM LN BK BD / CRED SUIS SECURITIES | | | | | | | | | | | | | | | |
| 654002 | 5/14/13 | 6/24/16 | 3133834R9 | AA+ | Aaa | N.A | 10,000,000.00 | 0.3750 | 0.4700 | 9,970,700.00 | 8,292.95 | 10,104.17 | 9,978,992.95 | 9,967,850.00 | (11,142.95) |
| FANNIE MAE / JP MORGAN CHASE & CO | | | | | | | | | | | | | | | |
| 654742 | 5/17/13 | 7/5/16 | 3135G0XP3 | AA+ | Aaa | N.A | 15,000,000.00 | 0.3750 | 0.4861 | 14,948,250.00 | 14,405.59 | 13,437.50 | 14,962,655.59 | 14,936,775.00 | (25,880.59) |
| FANNIE MAE / MORGAN STANLEY | | | | | | | | | | | | | | | |
| 654811 | 5/20/13 | 7/5/16 | 3135G0XP3 | AA+ | Aaa | N.A | 15,000,000.00 | 0.3750 | 0.4686 | 14,956,500.00 | 12,025.33 | 13,437.50 | 14,968,525.33 | 14,936,775.00 | (31,750.33) |
| FREDDIE MAC / JP MORGAN CHASE & CO | | | | | | | | | | | | | | | |
| 670678 | 8/16/13 | 10/14/16 | 3137EADSS | AA+ | Aaa | AAA | 10,000,000.00 | 0.8750 | 0.9277 | 9,983,640.00 | 3,234.62 | 40,590.28 | 9,986,874.62 | 10,040,550.00 | 43 53,675.38 |

ORANGE COUNTY TREASURER-TAX COLLECTOR

Investment Inventory with Market Value by Entity & Instrument Extended Fund, County and Educational Money Market Funds

As of 31-Mar-2014

Run Date: 02-Apr-2014 10:05 am
Print Date: 02-Apr-2014
As at date: 02-Apr-2014

Page 18 of 25
User: uphan

| Deal No. | Settle Date | Maturity Date | CUSIP | S&P | Moodys | Fitch | Face Value | Coupon | Purchase Yield | Capital | Capital Accrual | Interest Accrual | Book Value | Market Value * | Unrealized Gain/(Loss) |
|--|-------------|---------------|-----------|-----|--------|-------|-------------------------|---------------|----------------|-------------------------|-----------------------|---------------------|-------------------------|-------------------------|------------------------|
| Issuer / Broker | | | | | | | | | | | | | | | |
| UNITED STATES DOLLAR | | | | | | | | | | | | | | | |
| <u>Extended Fund</u> | | | | | | | | | | | | | | | |
| GOVERNMENT AGENCY | | | | | | | | | | | | | | | |
| GOVT AGENCY-FIX-30/360 | | | | | | | | | | | | | | | |
| FREDDIE MAC / CRED SUIS SECURITIES | | | | | | | | | | | | | | | |
| 644965 | 3/25/13 | 3/8/17 | 3137EADC0 | AA+ | Aaa | AAA | 25,000,000.00 | 1.0000 | 0.7027 | 25,289,250.00 | (74,395.99) | 15,972.22 | 25,214,854.01 | 25,076,250.00 | (138,604.01) |
| FREDDIE MAC / BNP PARIBAS | | | | | | | | | | | | | | | |
| 644964 | 3/25/13 | 6/29/17 | 3137EADH9 | AA+ | Aaa | AAA | 10,000,000.00 | 1.0000 | 0.7641 | 10,098,700.00 | (23,549.02) | 25,555.56 | 10,075,150.98 | 9,980,650.00 | (94,500.98) |
| Subtotal for GOVT AGENCY-FIX-30/360: | | | | | | | 1,572,585,000.00 | 0.6314 | 0.3850 | 1,579,688,450.44 | (4,651,642.51) | 2,634,442.69 | 1,575,036,807.93 | 1,576,633,448.40 | 1,596,640.47 |
| GOV'T AGY - CALLABLE | | | | | | | | | | | | | | | |
| FED HM LN BK BD / CASTLE OAK SECURITIES | | | | | | | | | | | | | | | |
| 687734 | 11/25/13 | 4/8/14 | 313381MG7 | AA+ | Aaa | AAA | 50,000,000.00 | 0.5000 | 0.4876 | 50,013,000.00 | (13,000.00) | 0.00 | 50,000,000.00 | 50,016,500.00 | 16,500.00 |
| FED HM LN BK BD / CASTLE OAK SECURITIES | | | | | | | | | | | | | | | |
| 687741 | 11/25/13 | 4/8/14 | 313381MG7 | AA+ | Aaa | AAA | 30,000,000.00 | 0.5000 | 0.4876 | 30,007,800.00 | (7,389.47) | 0.00 | 30,000,410.53 | 30,009,900.00 | 9,489.47 |
| FREDDIE MAC / BNP PARIBAS | | | | | | | | | | | | | | | |
| 657329 | 6/3/13 | 3/18/15 | 3134G36G0 | AA+ | Aaa | AAA | 5,000,000.00 | 0.3500 | 0.3864 | 4,996,750.00 | 3,250.00 | 631.94 | 5,000,000.00 | 5,010,225.00 | 10,225.00 |
| FREDDIE MAC / DAIWA CAPITAL MARKETS | | | | | | | | | | | | | | | |
| 683126 | 10/30/13 | 4/30/15 | 3134G4J41 | AA+ | Aaa | AAA | 2,950,000.00 | 0.4000 | 0.3933 | 2,950,295.00 | (247.47) | 4,949.44 | 2,950,047.53 | 2,950,324.50 | 276.97 |
| FREDDIE MAC / CRED SUIS SECURITIES | | | | | | | | | | | | | | | |
| 683127 | 10/30/13 | 4/30/15 | 3134G4J41 | AA+ | Aaa | AAA | 15,000,000.00 | 0.4000 | 0.4000 | 15,000,000.00 | 0.00 | 25,166.67 | 15,000,000.00 | 15,001,650.00 | 1,650.00 |
| FREDDIE MAC / RBC | | | | | | | | | | | | | | | |
| 683337 | 10/30/13 | 4/30/15 | 3134G4J41 | AA+ | Aaa | AAA | 10,000,000.00 | 0.4000 | 0.4000 | 10,000,000.00 | 0.00 | 16,777.78 | 10,000,000.00 | 10,001,100.00 | 1,100.00 |
| FREDDIE MAC / UBS FINANCIAL SERVICES | | | | | | | | | | | | | | | |
| 671413 | 8/21/13 | 8/21/15 | 3134G4EL8 | AA+ | Aaa | AAA | 25,000,000.00 | 0.4500 | 0.4500 | 25,000,000.00 | 0.00 | 12,500.00 | 25,000,000.00 | 25,024,250.00 | 24,250.00 |
| FREDDIE MAC / CRED SUIS SECURITIES | | | | | | | | | | | | | | | |
| 646980 | 4/4/13 | 9/18/15 | 3134G36F2 | AA+ | Aaa | AAA | 50,000,000.00 | 0.4200 | 0.4241 | 49,995,000.00 | 5,000.00 | 7,583.33 | 50,000,000.00 | 50,101,000.00 | 101,000.00 |
| FREDDIE MAC / UBS FINANCIAL SERVICES | | | | | | | | | | | | | | | |
| 614801 | 9/25/12 | 9/25/15 | 3134G3L24 | AA+ | Aaa | N.A | 10,000,000.00 | 0.5000 | 0.5000 | 10,000,000.00 | 0.00 | 833.33 | 10,000,000.00 | 10,036,850.00 | 36,850.00 |
| FREDDIE MAC / CANTOR FITZGERALD | | | | | | | | | | | | | | | |
| 670151 | 8/14/13 | 9/25/15 | 3134G3L24 | AA+ | Aaa | AAA | 25,000,000.00 | 0.5000 | 0.4928 | 25,003,750.00 | (3,750.00) | 2,083.33 | 25,000,000.00 | 25,092,125.00 | 92,125.00 |
| FANNIE MAE / CRED SUIS SECURITIES | | | | | | | | | | | | | | | |
| 645486 | 3/27/13 | 11/6/15 | 3135G0RS4 | AA+ | Aaa | AAA | 20,000,000.00 | 0.5000 | 0.4200 | 20,041,440.00 | (26,052.09) | 40,277.78 | 20,015,387.91 | 20,032,200.00 | 16,812.09 |
| FANNIE MAE / CASTLE OAK SECURITIES | | | | | | | | | | | | | | | |
| 634551 | 1/23/13 | 1/15/16 | 3135G0TR4 | AA+ | Aaa | N.A | 25,000,000.00 | 0.6500 | 0.4976 | 25,112,500.00 | (67,626.40) | 34,305.56 | 25,044,873.60 | 25,066,750.00 | 21,876.40 |
| FANNIE MAE / CITIGROUP GLOBAL MARKETS | | | | | | | | | | | | | | | |
| 689430 | 12/6/13 | 1/15/16 | 3135G0TS2 | AA+ | Aaa | AAA | 34,000,000.00 | 0.5000 | 0.4900 | 34,007,140.00 | (7,140.00) | 35,888.89 | 34,000,000.00 | 33,932,000.00 | (68,000.00) |
| FREDDIE MAC / CASTLE OAK SECURITIES | | | | | | | | | | | | | | | |

ORANGE COUNTY TREASURER-TAX COLLECTOR

Investment Inventory with Market Value by Entity & Instrument Extended Fund, County and Educational Money Market Funds

As of 31-Mar-2014

Run Date: 02-Apr-2014 10:05 am
Print Date: 02-Apr-2014
As at date: 02-Apr-2014

Page 19 of 25
User: uphan

| Deal No. | Settle Date | Maturity Date | CUSIP | S&P | Moodys | Fitch | Face Value | Coupon | Purchase Yield | Capital | Capital Accrual | Interest Accrual | Book Value | Market Value * | Unrealized Gain/(Loss) |
|---|-------------|---------------|-----------|-----|--------|-------|---------------|--------|----------------|---------------|-----------------|------------------|---------------|----------------|------------------------|
| Issuer / Broker | | | | | | | | | | | | | | | |
| UNITED STATES DOLLAR | | | | | | | | | | | | | | | |
| <u>Extended Fund</u> | | | | | | | | | | | | | | | |
| GOVERNMENT AGENCY | | | | | | | | | | | | | | | |
| GOV'T AGY - CALLABLE | | | | | | | | | | | | | | | |
| 689333 | 12/5/13 | 1/28/16 | 3134G34B3 | AA+ | Aaa | AAA | 45,000,000.00 | 0.5000 | 0.4000 | 45,096,075.00 | (26,984.75) | 39,375.00 | 45,069,090.25 | 45,089,100.00 | 20,009.75 |
| FANNIE MAE / GOLDMAN SACHS GROUP INC | | | | | | | | | | | | | | | |
| 676590 | 9/20/13 | 1/29/16 | 3135G0TT0 | AA+ | Aaa | AAA | 10,000,000.00 | 0.5000 | 0.5855 | 9,980,000.00 | 20,000.00 | 8,611.11 | 10,000,000.00 | 10,002,900.00 | 2,900.00 |
| FED HM LN BK BD / JP MORGAN CHASE & CO | | | | | | | | | | | | | | | |
| 701620 | 2/14/14 | 1/29/16 | 3130A0Q52 | AA+ | Aaa | AAA | 5,510,000.00 | 0.5000 | 0.4729 | 5,512,903.77 | (827.13) | 3,596.80 | 5,512,076.64 | 5,512,920.30 | 843.66 |
| FREDDIE MAC / JEFFERIES & COMPANY | | | | | | | | | | | | | | | |
| 616638 | 10/4/12 | 4/4/16 | 3134G3L40 | AA+ | Aaa | AAA | 25,000,000.00 | 0.6000 | 0.6087 | 24,992,500.00 | 7,500.00 | 73,750.00 | 25,000,000.00 | 24,955,750.00 | (44,250.00) |
| FANNIE MAE / CASTLE OAK SECURITIES | | | | | | | | | | | | | | | |
| 653743 | 5/13/13 | 4/18/16 | 3135G0WC3 | AA+ | Aaa | N.A | 15,000,000.00 | 0.5700 | 0.5460 | 15,010,440.00 | (10,440.00) | 38,712.50 | 15,000,000.00 | 14,994,000.00 | (6,000.00) |
| FANNIE MAE / CASTLE OAK SECURITIES | | | | | | | | | | | | | | | |
| 654003 | 5/14/13 | 4/18/16 | 3135G0WC3 | AA+ | Aaa | N.A | 33,000,000.00 | 0.5700 | 0.5462 | 33,022,803.00 | (22,803.00) | 85,167.50 | 33,000,000.00 | 32,986,800.00 | (13,200.00) |
| FREDDIE MAC / BARCLAYS CAPITAL | | | | | | | | | | | | | | | |
| 704105 | 2/28/14 | 5/27/16 | 3134G4WC8 | AA+ | Aaa | AAA | 50,000,000.00 | 0.5000 | 0.4893 | 50,012,000.00 | (4,449.44) | 22,916.67 | 50,007,550.56 | 50,005,000.00 | (2,550.56) |
| FANNIE MAE / DAIWA CAPITAL MARKETS | | | | | | | | | | | | | | | |
| 702449 | 2/20/14 | 6/24/16 | 3136G14E6 | AA+ | Aaa | AAA | 22,000,000.00 | 0.5100 | 0.5100 | 22,000,000.00 | 0.00 | 12,778.33 | 22,000,000.00 | 21,946,540.00 | (53,460.00) |
| FED HM LN BK BD / RBC | | | | | | | | | | | | | | | |
| 659073 | 6/12/13 | 7/29/16 | 313381VK8 | AA+ | Aaa | AAA | 16,435,000.00 | 0.5750 | 0.8507 | 16,295,302.50 | 139,697.50 | 16,275.22 | 16,435,000.00 | 16,409,690.10 | (25,309.90) |
| FED FARM CR BK / DAIWA CAPITAL MARKETS | | | | | | | | | | | | | | | |
| 701018 | 2/11/14 | 8/11/16 | 3133EDF31 | AA+ | Aaa | AAA | 26,200,000.00 | 0.5700 | 0.6104 | 26,173,800.00 | 7,277.78 | 20,741.67 | 26,181,077.78 | 26,095,200.00 | (85,877.78) |
| FED HM LN BK BD / DAIWA CAPITAL MARKETS | | | | | | | | | | | | | | | |
| 702116 | 2/19/14 | 8/19/16 | 3130A0S84 | AA+ | Aaa | AAA | 11,850,000.00 | 0.7500 | 0.7500 | 11,850,000.00 | 0.00 | 10,368.75 | 11,850,000.00 | 11,839,572.00 | (10,428.00) |
| FREDDIE MAC / GOLDMAN SACHS GROUP INC | | | | | | | | | | | | | | | |
| 703828 | 2/27/14 | 8/19/16 | 3134G4UL0 | AA+ | Aaa | AAA | 15,390,000.00 | 0.7000 | 0.6768 | 15,398,772.30 | (3,637.30) | 10,174.50 | 15,395,135.00 | 15,399,541.80 | 4,406.80 |
| FED HM LN BK BD / MORGAN STANLEY | | | | | | | | | | | | | | | |
| 704106 | 2/28/14 | 11/28/16 | 3130A0Z45 | AA+ | Aaa | AAA | 36,170,000.00 | 0.7500 | 0.7427 | 36,177,234.00 | (2,652.47) | 24,866.88 | 36,174,581.53 | 36,164,574.50 | (10,007.03) |
| FED HM LN BK BD / CRED SUIS SECURITIES | | | | | | | | | | | | | | | |
| 704107 | 2/28/14 | 11/28/16 | 3130A0Z45 | AA+ | Aaa | AAA | 40,000,000.00 | 0.7500 | 0.7501 | 40,000,000.00 | 0.00 | 27,500.00 | 40,000,000.00 | 39,994,000.00 | (6,000.00) |
| FED HM LN BK BD / CRED SUIS SECURITIES | | | | | | | | | | | | | | | |
| 704119 | 2/28/14 | 11/28/16 | 3130A0YW4 | AA+ | Aaa | AAA | 38,875,000.00 | 0.7000 | 0.7001 | 38,875,000.00 | 0.00 | 24,944.79 | 38,875,000.00 | 38,766,150.00 | (108,850.00) |
| FANNIE MAE / CANTOR FITZGERALD | | | | | | | | | | | | | | | |
| 671412 | 8/21/13 | 8/21/17 | 3136G1SV2 | AA+ | Aaa | AAA | 25,000,000.00 | 2.0000 | 1.6465 | 25,340,750.00 | (208,236.11) | 55,555.56 | 25,132,513.89 | 25,177,500.00 | 44,986.11 |
| FANNIE MAE / RBC | | | | | | | | | | | | | | | |
| 633778 | 1/17/13 | 9/20/17 | 3135G0PP2 | AA+ | Aaa | N.A | 50,000,000.00 | 1.0000 | 0.9441 | 50,127,500.00 | (127,500.00) | 15,277.78 | 50,000,000.00 | 49,662,000.00 | 45 (338,000.00) |

ORANGE COUNTY TREASURER-TAX COLLECTOR

Investment Inventory with Market Value by Entity & Instrument Extended Fund, County and Educational Money Market Funds

As of 31-Mar-2014

Run Date: 02-Apr-2014 10:05 am
Print Date: 02-Apr-2014
As at date: 02-Apr-2014

Page 20 of 25
User: uphan

| Deal No. | Settle Date | Maturity Date | CUSIP | S&P | Moodys | Fitch | Face Value | Coupon | Purchase Yield | Capital | Capital Accrual | Interest Accrual | Book Value | Market Value * | Unrealized Gain/(Loss) |
|---------------------------------------|-------------|---------------|-----------|-----|--------|-------|------------------|--------|----------------|------------------|-----------------|------------------|------------------|------------------|------------------------|
| Issuer / Broker | | | | | | | | | | | | | | | |
| UNITED STATES DOLLAR | | | | | | | | | | | | | | | |
| <u>Extended Fund</u> | | | | | | | | | | | | | | | |
| GOVERNMENT AGENCY | | | | | | | | | | | | | | | |
| GOV'T AGY - CALLABLE | | | | | | | | | | | | | | | |
| FANNIE MAE / RBC | | | | | | | | | | | | | | | |
| 637076 | 2/6/13 | 9/20/17 | 3135G0PP2 | AA+ | Aaa | AAA | 22,597,000.00 | 1.0000 | 1.0133 | 22,583,441.80 | 13,558.20 | 6,904.64 | 22,597,000.00 | 22,444,244.28 | (152,755.72) |
| Subtotal for GOV'T AGY - CALLABLE: | | | | | | | 789,977,000.00 | 0.6402 | 0.6172 | 790,576,197.37 | (336,452.15) | 678,515.75 | 790,239,745.22 | 789,720,357.48 | (519,387.74) |
| GOV'T AGY - STEP UP | | | | | | | | | | | | | | | |
| FREDDIE MAC / NOMURA SECURITIES | | | | | | | | | | | | | | | |
| 691398 | 12/17/13 | 8/8/16 | 3134G4KF4 | AA+ | Aaa | AAA | 38,750,000.00 | 0.3750 | 0.3641 | 38,761,237.50 | (8,288.65) | 21,393.23 | 38,752,948.85 | 38,761,237.50 | 8,288.65 |
| FED HM LN BK BD / TDSI | | | | | | | | | | | | | | | |
| 695512 | 1/10/14 | 1/10/17 | 3130A0KU3 | AA+ | Aaa | AAA | 50,000,000.00 | 0.5500 | 0.5500 | 50,000,000.00 | 0.00 | 61,875.00 | 50,000,000.00 | 50,010,000.00 | 10,000.00 |
| FED HM LN BK BD / JEFFERIES & COMPANY | | | | | | | | | | | | | | | |
| 702451 | 2/20/14 | 1/23/17 | 3130A0JS0 | AA+ | Aaa | AAA | 11,450,000.00 | 0.5000 | 0.5003 | 11,450,000.00 | 0.00 | 6,520.14 | 11,450,000.00 | 11,452,061.00 | 2,061.00 |
| FED HM LN BK BD / RBC | | | | | | | | | | | | | | | |
| 704369 | 3/3/14 | 3/3/17 | 3130A13Q9 | AA+ | Aaa | AAA | 25,000,000.00 | 0.6250 | 0.6250 | 25,000,000.00 | 0.00 | 12,152.78 | 25,000,000.00 | 24,892,500.00 | (107,500.00) |
| FED HM LN BK BD / RBC | | | | | | | | | | | | | | | |
| 704375 | 3/3/14 | 3/3/17 | 3130A13Q9 | AA+ | Aaa | AAA | 50,000,000.00 | 0.6250 | 0.6250 | 50,000,000.00 | 0.00 | 24,305.56 | 50,000,000.00 | 49,785,000.00 | (215,000.00) |
| FANNIE MAE / RBC | | | | | | | | | | | | | | | |
| 592169 | 5/23/12 | 5/23/17 | 3136G0GW5 | AA+ | Aaa | AAA | 50,000,000.00 | 0.8500 | 0.7893 | 50,148,500.00 | (137,775.00) | 151,111.11 | 50,010,725.00 | 50,206,900.00 | 196,175.00 |
| FANNIE MAE / DAIWA CAPITAL MARKETS | | | | | | | | | | | | | | | |
| 703307 | 2/25/14 | 8/22/17 | 3136G0XJ5 | AA+ | Aaa | AAA | 14,950,000.00 | 1.0000 | 0.9285 | 14,986,657.40 | (7,455.74) | 14,950.00 | 14,979,201.66 | 14,989,767.00 | 10,565.34 |
| FANNIE MAE / DAIWA CAPITAL MARKETS | | | | | | | | | | | | | | | |
| 706126 | 3/12/14 | 10/17/17 | 3136G0Q20 | AA+ | Aaa | AAA | 50,000,000.00 | 0.7500 | 0.7683 | 49,967,500.00 | 17,642.86 | 19,791.66 | 49,985,142.86 | 49,990,000.00 | 4,857.14 |
| FANNIE MAE / JEFFERIES & COMPANY | | | | | | | | | | | | | | | |
| 648221 | 4/11/13 | 4/11/18 | 3136G1J77 | AA+ | Aaa | AAA | 50,000,000.00 | 0.7500 | 0.7541 | 49,990,000.00 | 10,000.00 | 177,083.33 | 50,000,000.00 | 49,373,500.00 | (626,500.00) |
| FED HM LN BK BD / CANTOR FITZGERALD | | | | | | | | | | | | | | | |
| 655520 | 5/22/13 | 5/22/18 | 313382Z63 | AA+ | Aaa | N.A | 50,000,000.00 | 0.5000 | 0.5000 | 50,000,000.00 | 0.00 | 89,583.33 | 50,000,000.00 | 49,634,000.00 | (366,000.00) |
| Subtotal for GOV'T AGY - STEP UP: | | | | | | | 390,150,000.00 | 0.6461 | 0.6374 | 390,303,894.90 | (125,876.53) | 578,766.14 | 390,178,018.37 | 389,094,965.50 | (1,083,052.87) |
| Subtotal for GOVERNMENT AGENCY: | | | | | | | 2,817,890,000.00 | 0.6213 | 0.4784 | 2,825,704,238.14 | (5,113,971.19) | 3,898,124.73 | 2,820,596,667.10 | 2,820,604,417.07 | 7,749.97 |
| MEDIUM TERM NOTES | | | | | | | | | | | | | | | |
| MEDIUM TERM NOTE | | | | | | | | | | | | | | | |
| MICROSOFT CORP / WELLS FARGO BANK | | | | | | | | | | | | | | | |
| 455034 | 5/13/10 | 6/1/14 | 594918A80 | AAA | Aaa | AA+ | 10,000,000.00 | 2.9500 | 2.1560 | 10,306,300.00 | (293,695.06) | 98,333.33 | 10,012,604.94 | 10,045,800.00 | 33,195.06 |
| MICROSOFT CORP / WELLS FARGO BANK | | | | | | | | | | | | | | | |
| 458212 | 6/1/10 | 6/1/14 | 594918A80 | AAA | Aaa | AA+ | 15,000,000.00 | 2.9500 | 2.0000 | 15,545,182.04 | (522,466.12) | 147,500.00 | 15,022,715.92 | 15,068,700.00 | 46 45,984.08 |

ORANGE COUNTY TREASURER-TAX COLLECTOR

Investment Inventory with Market Value by Entity & Instrument Extended Fund, County and Educational Money Market Funds As of 31-Mar-2014

Run Date: 02-Apr-2014 10:05 am
Print Date: 02-Apr-2014
As at date: 02-Apr-2014

Page 21 of 25
User: uphan

| Deal No. | Settle Date | Maturity Date | CUSIP | S&P | Moodys | Fitch | Face Value | Coupon | Purchase Yield | Capital | Capital Accrual | Interest Accrual | Book Value | Market Value * | Unrealized Gain/(Loss) |
|---|-------------|---------------|-----------|-----|--------|-------|-----------------------|---------------|----------------|-----------------------|-----------------------|---------------------|-----------------------|-----------------------|------------------------|
| Issuer / Broker | | | | | | | | | | | | | | | |
| UNITED STATES DOLLAR | | | | | | | | | | | | | | | |
| <u>Extended Fund</u> | | | | | | | | | | | | | | | |
| MEDIUM TERM NOTES | | | | | | | | | | | | | | | |
| MEDIUM TERM NOTE | | | | | | | | | | | | | | | |
| MICROSOFT CORP / CRED SUIS SECURITIES | | | | | | | | | | | | | | | |
| 588559 | 5/3/12 | 6/1/14 | 594918AB0 | AA+ | Aaa | AAA | 15,339,000.00 | 2.9500 | 0.4581 | 16,128,498.33 | (726,169.59) | 150,833.50 | 15,402,328.74 | 15,409,252.62 | 6,923.88 |
| WAL-MART STORES INC / BNP PARIBAS | | | | | | | | | | | | | | | |
| 662547 | 7/2/13 | 7/8/15 | 931142CT8 | AA | Aa2 | AA | 19,341,000.00 | 2.2500 | 0.6693 | 19,952,369.01 | (226,526.53) | 100,331.44 | 19,725,842.48 | 19,825,298.64 | 99,456.16 |
| MICROSOFT CORP / BNP PARIBAS | | | | | | | | | | | | | | | |
| 667181 | 7/30/13 | 9/25/15 | 594918AG9 | AAA | Aaa | AA+ | 7,347,000.00 | 1.6250 | 0.4890 | 7,525,495.37 | (55,506.30) | 1,989.81 | 7,469,989.07 | 7,488,062.40 | 18,073.33 |
| WAL-MART STORES INC / BNP PARIBAS | | | | | | | | | | | | | | | |
| 661817 | 6/27/13 | 10/25/15 | 931142CX9 | AA | Aa2 | AA | 12,000,000.00 | 1.5000 | 0.7540 | 12,206,136.00 | (67,400.08) | 78,000.00 | 12,138,735.92 | 12,219,960.00 | 81,224.08 |
| WAL-MART STORES INC / BNP PARIBAS | | | | | | | | | | | | | | | |
| 661818 | 6/27/13 | 10/25/15 | 931142CX9 | AA | Aa2 | AA | 22,450,000.00 | 1.5000 | 0.7540 | 22,835,646.10 | (126,094.31) | 145,925.00 | 22,709,551.79 | 22,861,508.50 | 151,956.71 |
| WAL-MART STORES INC / CRED SUIS SECURITIES | | | | | | | | | | | | | | | |
| 668434 | 8/5/13 | 10/25/15 | 931142CX9 | AA | Aa2 | AA | 10,000,000.00 | 1.5000 | 0.5425 | 10,211,200.00 | (62,304.00) | 65,000.00 | 10,148,896.00 | 10,183,300.00 | 34,404.00 |
| WAL-MART STORES INC / MORGAN STANLEY | | | | | | | | | | | | | | | |
| 647978 | 4/11/13 | 4/11/16 | 931142DE0 | AA | Aa2 | AA | 7,000,000.00 | 0.6000 | 0.6239 | 6,995,030.00 | 1,610.65 | 19,833.33 | 6,996,640.65 | 7,006,860.00 | 10,219.35 |
| JOHNSON & JOHNSON / UBS FINANCIAL SERVICES | | | | | | | | | | | | | | | |
| 647696 | 4/9/13 | 5/15/16 | 478160AY0 | AAA | Aaa | AAA | 10,000,000.00 | 2.1500 | 0.5218 | 10,500,000.00 | (157,706.09) | 81,222.22 | 10,342,293.91 | 10,330,500.00 | (11,793.91) |
| JOHNSON & JOHNSON / BNP PARIBAS | | | | | | | | | | | | | | | |
| 652282 | 5/3/13 | 5/15/16 | 478160AY0 | AAA | Aaa | AAA | 16,600,000.00 | 2.1500 | 0.4861 | 17,430,664.00 | (249,503.47) | 134,828.89 | 17,181,160.53 | 17,148,630.00 | (32,530.53) |
| JOHNSON & JOHNSON / BNP PARIBAS | | | | | | | | | | | | | | | |
| 653503 | 5/10/13 | 5/15/16 | 478160AY0 | AAA | Aaa | AAA | 10,000,000.00 | 2.1500 | 0.5204 | 10,486,680.00 | (143,985.51) | 81,222.22 | 10,342,694.49 | 10,330,500.00 | (12,194.49) |
| JOHNSON & JOHNSON / BNP PARIBAS | | | | | | | | | | | | | | | |
| 654001 | 5/14/13 | 5/15/16 | 478160AY0 | AAA | Aaa | AAA | 10,000,000.00 | 2.1500 | 0.5212 | 10,484,670.00 | (142,128.02) | 81,222.22 | 10,342,541.98 | 10,330,500.00 | (12,041.98) |
| JOHNSON & JOHNSON / BNP PARIBAS | | | | | | | | | | | | | | | |
| 654750 | 5/17/13 | 5/15/16 | 478160AY0 | AAA | Aaa | AAA | 10,000,000.00 | 2.1500 | 0.5665 | 10,469,500.00 | (136,756.03) | 81,222.22 | 10,332,743.97 | 10,330,500.00 | (2,243.97) |
| JOHNSON & JOHNSON / BNP PARIBAS | | | | | | | | | | | | | | | |
| 655819 | 5/23/13 | 5/15/16 | 478160AY0 | AAA | Aaa | AAA | 2,497,000.00 | 2.1500 | 0.5725 | 2,613,135.47 | (33,367.28) | 20,281.19 | 2,579,768.19 | 2,579,525.85 | (242.34) |
| JOHNSON & JOHNSON / BNP PARIBAS | | | | | | | | | | | | | | | |
| 657328 | 6/3/13 | 5/15/16 | 478160AY0 | AAA | Aaa | AAA | 10,000,000.00 | 2.1500 | 0.6532 | 10,436,600.00 | (122,511.11) | 81,222.22 | 10,314,088.89 | 10,330,500.00 | 16,411.11 |
| CHEVRON CORP / BARCLAYS CAPITAL | | | | | | | | | | | | | | | |
| 660960 | 6/24/13 | 6/24/16 | 166764AC4 | AA | Aa1 | AA | 5,000,000.00 | 0.8890 | 0.8890 | 5,000,000.00 | 0.00 | 11,976.81 | 5,000,000.00 | 5,028,950.00 | 28,950.00 |
| CHEVRON CORP / RBC | | | | | | | | | | | | | | | |
| 661236 | 6/25/13 | 6/24/16 | 166764AC4 | AA | Aa1 | AA | 5,000,000.00 | 0.8890 | 0.8318 | 5,008,450.00 | (2,161.45) | 11,976.81 | 5,006,288.55 | 5,028,950.00 | 22,661.45 |
| Subtotal for MEDIUM TERM NOTE: | | | | | | | 197,574,000.00 | 2.0386 | 0.7938 | 204,135,556.32 | (3,066,670.30) | 1,392,921.21 | 201,068,886.02 | 201,547,298.01 | 47,478,411.99 |

ORANGE COUNTY TREASURER-TAX COLLECTOR

Investment Inventory with Market Value by Entity & Instrument Extended Fund, County and Educational Money Market Funds

As of 31-Mar-2014

Run Date: 02-Apr-2014 10:05 am
Print Date: 02-Apr-2014
As at date: 02-Apr-2014

Page 22 of 25
User: uphan

| Deal No. | Settle Date | Maturity Date | CUSIP | S&P | Moodys | Fitch | Face Value | Coupon | Purchase Yield | Capital | Capital Accrual | Interest Accrual | Book Value | Market Value * | Unrealized Gain/(Loss) |
|---|-------------|---------------|-----------|-----|--------|-------|----------------|--------|----------------|----------------|-----------------|------------------|----------------|----------------|------------------------|
| Issuer / Broker | | | | | | | | | | | | | | | |
| UNITED STATES DOLLAR | | | | | | | | | | | | | | | |
| <u>Extended Fund</u> | | | | | | | | | | | | | | | |
| Subtotal for MEDIUM TERM NOTES: | | | | | | | 197,574,000.00 | 2.0386 | 0.7938 | 204,135,556.32 | (3,066,670.30) | 1,392,921.21 | 201,068,886.02 | 201,547,298.01 | 478,411.99 |
| MUNICIPAL DEBT | | | | | | | | | | | | | | | |
| ORANGE COUNTY POB 2014A | | | | | | | | | | | | | | | |
| COUNTY OF ORANGE / COUNTY OF ORANGE | | | | | | | | | | | | | | | |
| 696086 | 1/14/14 | 8/1/14 | 68428LDA9 | AA- | | | 10,000,000.00 | 0.6500 | 0.6500 | 10,000,000.00 | 0.00 | 13,902.78 | 10,000,000.00 | 10,006,000.00 | 6,000.00 |
| COUNTY OF ORANGE / COUNTY OF ORANGE | | | | | | | | | | | | | | | |
| 696087 | 1/14/14 | 11/3/14 | 68428LDB7 | AA- | | | 85,000,000.00 | 0.6800 | 0.6801 | 85,000,000.00 | 0.00 | 123,627.78 | 85,000,000.00 | 85,104,550.00 | 104,550.00 |
| COUNTY OF ORANGE / COUNTY OF ORANGE | | | | | | | | | | | | | | | |
| 696088 | 1/14/14 | 2/2/15 | 68428LDC5 | AA- | | | 85,000,000.00 | 0.7500 | 0.7499 | 85,000,000.00 | 0.00 | 136,354.17 | 85,000,000.00 | 85,191,250.00 | 191,250.00 |
| COUNTY OF ORANGE / COUNTY OF ORANGE | | | | | | | | | | | | | | | |
| 696089 | 1/14/14 | 5/1/15 | 68428LDD3 | AA- | | | 85,000,000.00 | 0.8000 | 0.8001 | 85,000,000.00 | 0.00 | 145,444.44 | 85,000,000.00 | 85,264,350.00 | 264,350.00 |
| COUNTY OF ORANGE / COUNTY OF ORANGE | | | | | | | | | | | | | | | |
| 696090 | 1/14/14 | 6/30/15 | 68428LDE1 | AA- | | | 60,405,000.00 | 0.8300 | 0.8300 | 60,405,000.00 | 0.00 | 107,235.65 | 60,405,000.00 | 60,636,955.20 | 231,955.20 |
| Subtotal for ORANGE COUNTY POB 2014A: | | | | | | | 325,405,000.00 | 0.7566 | 0.7566 | 325,405,000.00 | 0.00 | 526,564.82 | 325,405,000.00 | 326,203,105.20 | 798,105.20 |
| Subtotal for MUNICIPAL DEBT: | | | | | | | 325,405,000.00 | 0.7566 | 0.7566 | 325,405,000.00 | 0.00 | 526,564.82 | 325,405,000.00 | 326,203,105.20 | 798,105.20 |
| TREASURIES | | | | | | | | | | | | | | | |
| TREASURY BOND | | | | | | | | | | | | | | | |
| US TREASURY N/B / BARCLAY CAPITAL | | | | | | | | | | | | | | | |
| 611983 | 9/10/12 | 8/31/14 | 912828TL4 | AA+ | Aaa | AAA | 15,000,000.00 | 0.2500 | 0.2719 | 14,993,554.69 | 5,084.63 | 3,314.04 | 14,998,639.32 | 15,012,011.70 | 13,372.38 |
| US TREASURY N/B / JEFFERIES & COMPANY | | | | | | | | | | | | | | | |
| 607916 | 8/17/12 | 2/15/15 | 912828SE1 | AA+ | Aaa | AAA | 10,000,000.00 | 0.2500 | 0.3634 | 9,971,875.00 | 18,256.58 | 3,107.73 | 9,990,131.58 | 10,011,132.80 | 21,001.22 |
| US TREASURY N/B / DEUTSCHE | | | | | | | | | | | | | | | |
| 676837 | 9/23/13 | 2/15/15 | 912828SE1 | AA+ | Aaa | AAA | 12,000,000.00 | 0.2500 | 0.2051 | 12,007,500.00 | (2,794.12) | 3,729.28 | 12,004,705.88 | 12,013,359.36 | 8,653.48 |
| US TREASURY N/B / GOLDMAN SACHS GROUP INC | | | | | | | | | | | | | | | |
| 691407 | 12/17/13 | 2/15/15 | 912828SE1 | AA+ | Aaa | AAA | 50,000,000.00 | 0.2500 | 0.1928 | 50,033,203.13 | (8,203.13) | 15,538.67 | 50,025,000.00 | 50,055,664.00 | 30,664.00 |
| US TREASURY N/B / TD SECURITIES | | | | | | | | | | | | | | | |
| 691408 | 12/17/13 | 2/15/15 | 912828SE1 | AA+ | Aaa | AAA | 50,000,000.00 | 0.2500 | 0.1928 | 50,033,203.13 | (8,203.13) | 15,538.67 | 50,025,000.00 | 50,055,664.00 | 30,664.00 |
| US TREASURY N/B / RBS GREENWICH CAPITAL | | | | | | | | | | | | | | | |
| 682574 | 10/25/13 | 5/15/15 | 912828SU5 | AA+ | Aaa | AAA | 15,350,000.00 | 0.2500 | 0.2425 | 15,351,798.83 | (501.26) | 14,523.14 | 15,351,297.57 | 15,368,288.14 | 16,990.57 |
| US TREASURY N/B / GREENWICH | | | | | | | | | | | | | | | |
| 683656 | 10/31/13 | 5/31/15 | 912828NF3 | | | | 50,000,000.00 | 2.1250 | 0.2522 | 51,482,421.88 | (390,516.68) | 356,145.25 | 51,091,905.20 | 51,144,531.50 | 52,626.30 |
| US TREASURY N/B / DEUTSCHE | | | | | | | | | | | | | | | |
| 703598 | 2/26/14 | 8/31/15 | 912828VU1 | AA+ | Aaa | AAA | 15,000,000.00 | 0.3750 | 0.2043 | 15,038,671.88 | (2,386.29) | 4,972.38 | 15,036,285.59 | 15,038,964.90 | 2,679.31 |
| US TREASURY N/B / CRED SUIS SECURITIES | | | | | | | | | | | | | | | |

ORANGE COUNTY TREASURER-TAX COLLECTOR

Investment Inventory with Market Value by Entity & Instrument Extended Fund, County and Educational Money Market Funds

As of 31-Mar-2014

Run Date: 02-Apr-2014 10:05 am
Print Date: 02-Apr-2014
As at date: 02-Apr-2014

Page 23 of 25
User: uphan

| Deal No. | Settle Date | Maturity Date | CUSIP | S&P | Moodys | Fitch | Face Value | Coupon | Purchase Yield | Capital | Capital Accrual | Interest Accrual | Book Value | Market Value * | Unrealized Gain/(Loss) |
|---|-------------|---------------|-----------|-----|--------|-------|---------------|--------|----------------|---------------|-----------------|------------------|---------------|----------------|------------------------|
| Issuer / Broker | | | | | | | | | | | | | | | |
| UNITED STATES DOLLAR | | | | | | | | | | | | | | | |
| <u>Extended Fund</u> | | | | | | | | | | | | | | | |
| TREASURIES | | | | | | | | | | | | | | | |
| TREASURY BOND | | | | | | | | | | | | | | | |
| 656550 | 5/29/13 | 9/15/15 | 912828TP5 | AA+ | Aaa | AAA | 13,000,000.00 | 0.2500 | 0.3491 | 12,970,546.88 | 10,777.24 | 1,501.36 | 12,981,324.12 | 13,007,363.33 | 26,039.21 |
| US TREASURY N/B / BARCLAYS CAPITAL | | | | | | | | | | | | | | | |
| 662139 | 6/28/13 | 9/15/15 | 912828TP5 | AA+ | Aaa | AAA | 15,000,000.00 | 0.2500 | 0.4416 | 14,936,718.75 | 21,667.37 | 1,732.34 | 14,958,386.12 | 15,008,496.15 | 50,110.03 |
| US TREASURY N/B / DEUTSCHE | | | | | | | | | | | | | | | |
| 675627 | 9/16/13 | 9/15/15 | 912828TP5 | AA+ | Aaa | AAA | 20,000,000.00 | 0.2500 | 0.4092 | 19,936,718.75 | 17,100.69 | 2,309.78 | 19,953,819.44 | 20,011,328.20 | 57,508.76 |
| US TREASURY N/B / BARCLAYS CAPITAL | | | | | | | | | | | | | | | |
| 707634 | 3/20/14 | 10/31/15 | 912828WB2 | AA+ | Aaa | AAA | 50,000,000.00 | 0.2500 | 0.3204 | 49,943,359.38 | 1,152.01 | 4,120.88 | 49,944,511.39 | 49,997,070.50 | 52,559.11 |
| US TREASURY N/B / CITIGROUP GLOBAL MARKETS | | | | | | | | | | | | | | | |
| 667931 | 8/1/13 | 12/15/15 | 912828UC2 | AA+ | Aaa | AAA | 10,000,000.00 | 0.2500 | 0.4522 | 9,952,343.75 | 13,372.37 | 7,348.90 | 9,965,716.12 | 9,991,210.90 | 25,494.78 |
| US TREASURY N/B / BARCLAYS CAPITAL | | | | | | | | | | | | | | | |
| 673705 | 9/5/13 | 12/15/15 | 912828UC2 | AA+ | Aaa | AAA | 25,000,000.00 | 0.2500 | 0.5891 | 24,808,593.75 | 47,909.15 | 18,372.25 | 24,856,502.90 | 24,978,027.25 | 121,524.35 |
| US TREASURY N/B / BARCLAYS CAPITAL | | | | | | | | | | | | | | | |
| 675628 | 9/16/13 | 12/15/15 | 912828UC2 | AA+ | Aaa | AAA | 15,000,000.00 | 0.2500 | 0.5602 | 14,896,289.06 | 24,915.92 | 11,023.35 | 14,921,204.98 | 14,986,816.35 | 65,611.37 |
| US TREASURY N/B / NOMURA SECURITIES | | | | | | | | | | | | | | | |
| 709493 | 3/31/14 | 12/31/15 | 912828A67 | AA+ | Aaa | AAA | 25,000,000.00 | 0.2500 | 0.3395 | 24,960,937.50 | 61.04 | 171.70 | 24,960,998.54 | 24,972,168.00 | 11,169.46 |
| US TREASURY N/B / TDSI | | | | | | | | | | | | | | | |
| 709198 | 3/28/14 | 2/29/16 | 912828B82 | AA+ | Aaa | AAA | 40,000,000.00 | 0.2500 | 0.4112 | 39,876,562.50 | 702.35 | 1,086.96 | 39,877,264.85 | 39,901,562.40 | 24,297.55 |
| US TREASURY N/B / NOMURA SECURITIES | | | | | | | | | | | | | | | |
| 707633 | 3/20/14 | 3/15/16 | 912828US7 | AA+ | Aaa | AAA | 25,000,000.00 | 0.3750 | 0.4462 | 24,964,843.75 | 581.10 | 3,057.07 | 24,965,424.85 | 24,988,281.25 | 22,856.40 |
| US TREASURY N/B / NOMURA SECURITIES | | | | | | | | | | | | | | | |
| 708938 | 3/27/14 | 4/15/16 | 912828UW8 | AA+ | Aaa | AAA | 22,300,000.00 | 0.2500 | 0.4760 | 22,197,210.94 | 685.26 | 765.80 | 22,197,896.20 | 22,213,761.66 | 15,865.46 |
| US TREASURY N/B / JEFFERIES & COMPANY | | | | | | | | | | | | | | | |
| 693754 | 12/31/13 | 6/30/16 | 912828QR4 | AA+ | Aaa | AAA | 27,500,000.00 | 1.5000 | 0.5521 | 28,145,605.47 | (64,418.97) | 103,125.00 | 28,081,186.50 | 28,084,375.00 | 3,188.50 |
| US TREASURY N/B / CITIGROUP GLOBAL MARKETS | | | | | | | | | | | | | | | |
| 692230 | 12/20/13 | 7/15/16 | 912828VL1 | AA+ | Aaa | AAA | 50,000,000.00 | 0.6250 | 0.5453 | 50,101,562.50 | (11,044.11) | 65,607.73 | 50,090,518.39 | 50,074,219.00 | (16,299.39) |
| US TREASURY N/B / DAIWA CAPITAL MARKETS | | | | | | | | | | | | | | | |
| 697666 | 1/23/14 | 8/31/16 | 912828RF9 | AA+ | Aaa | AAA | 20,000,000.00 | 1.0000 | 0.5657 | 20,168,750.00 | (12,066.25) | 17,679.56 | 20,156,683.75 | 20,184,375.00 | 27,691.25 |
| US TREASURY N/B / BARCLAYS CAPITAL | | | | | | | | | | | | | | | |
| 702988 | 2/24/14 | 9/30/16 | 912828RJ1 | AA+ | Aaa | AAA | 25,000,000.00 | 1.0000 | 0.5719 | 25,275,390.63 | (10,446.85) | 683.06 | 25,264,943.78 | 25,214,843.75 | (50,100.03) |
| US TREASURY N/B / JEFFERIES & COMPANY | | | | | | | | | | | | | | | |
| 705123 | 3/6/14 | 9/30/16 | 912828RJ1 | AA+ | Aaa | AAA | 50,000,000.00 | 1.0000 | 0.5430 | 50,582,031.25 | (16,115.88) | 1,366.12 | 50,565,915.37 | 50,429,687.50 | (136,227.87) |
| US TREASURY N/B / DAIWA CAPITAL MARKETS | | | | | | | | | | | | | | | |
| 705392 | 3/7/14 | 9/30/16 | 912828RJ1 | AA+ | Aaa | AAA | 50,000,000.00 | 1.0000 | 0.5685 | 50,548,828.13 | (14,627.62) | 1,366.12 | 50,534,200.51 | 50,429,687.50 | 49 (104,513.01) |

ORANGE COUNTY TREASURER-TAX COLLECTOR

Investment Inventory with Market Value by Entity & Instrument Extended Fund, County and Educational Money Market Funds

As of 31-Mar-2014

Run Date: 02-Apr-2014 10:05 am
Print Date: 02-Apr-2014
As at date: 02-Apr-2014

Page 24 of 25
User: uphan

| Deal No. | Settle Date | Maturity Date | CUSIP | S&P | Moodys | Fitch | Face Value | Coupon | Purchase Yield | Capital | Capital Accrual | Interest Accrual | Book Value | Market Value * | Unrealized Gain/(Loss) |
|--|-------------|---------------|-----------|-----|--------|-------|------------------|--------|----------------|------------------|-----------------|------------------|------------------|------------------|------------------------|
| Issuer / Broker | | | | | | | | | | | | | | | |
| UNITED STATES DOLLAR | | | | | | | | | | | | | | | |
| <u>Extended Fund</u> | | | | | | | | | | | | | | | |
| TREASURIES | | | | | | | | | | | | | | | |
| TREASURY BOND | | | | | | | | | | | | | | | |
| US TREASURY N/B / DAIWA CAPITAL MARKETS | | | | | | | | | | | | | | | |
| 700770 | 2/10/14 | 10/31/16 | 912828RM4 | AA+ | Aaa | AAA | 25,000,000.00 | 1.0000 | 0.5565 | 25,298,828.13 | (15,031.60) | 34,340.66 | 25,283,796.53 | 25,194,336.00 | (89,460.53) |
| US TREASURY N/B / DAIWA CAPITAL MARKETS | | | | | | | | | | | | | | | |
| 700771 | 2/10/14 | 10/31/16 | 912828RM4 | AA+ | Aaa | AAA | 25,000,000.00 | 1.0000 | 0.5594 | 25,296,875.00 | (14,933.35) | 34,340.66 | 25,281,941.65 | 25,194,336.00 | (87,605.65) |
| US TREASURY N/B / BARCLAYS CAPITAL | | | | | | | | | | | | | | | |
| 701292 | 2/13/14 | 10/31/16 | 912828RM4 | | | | 25,000,000.00 | 1.0000 | 0.5985 | 25,269,531.25 | (12,783.02) | 32,280.22 | 25,256,748.23 | 25,194,336.00 | (62,412.23) |
| US TREASURY N/B / BARCLAYS CAPITAL | | | | | | | | | | | | | | | |
| 702989 | 2/24/14 | 10/31/16 | 912828RM4 | AA+ | Aaa | AAA | 25,000,000.00 | 1.0000 | 0.6072 | 25,260,742.19 | (9,578.28) | 24,725.28 | 25,251,163.91 | 25,194,336.00 | (56,827.91) |
| US TREASURY N/B / NOMURA SECURITIES | | | | | | | | | | | | | | | |
| 705616 | 3/10/14 | 10/31/16 | 912828RM4 | AA+ | Aaa | AAA | 50,000,000.00 | 1.0000 | 0.6565 | 50,449,218.75 | (10,230.65) | 30,219.78 | 50,438,988.10 | 50,388,672.00 | (50,316.10) |
| US TREASURY N/B / CITIGROUP GLOBAL MARKETS | | | | | | | | | | | | | | | |
| 705863 | 3/11/14 | 10/31/16 | 912828RM4 | AA+ | Aaa | AAA | 20,000,000.00 | 1.0000 | 0.6546 | 20,180,468.75 | (3,927.30) | 11,538.46 | 20,176,541.45 | 20,155,468.80 | (21,072.65) |
| US TREASURY N/B / BARCLAYS CAPITAL | | | | | | | | | | | | | | | |
| 701295 | 2/13/14 | 1/31/17 | 912828SC5 | AA+ | Aaa | AAA | 25,000,000.00 | 0.8750 | 0.7082 | 25,122,070.31 | (5,297.60) | 28,401.24 | 25,116,772.71 | 25,038,086.00 | (78,686.71) |
| US TREASURY N/B / BARCLAYS CAPITAL | | | | | | | | | | | | | | | |
| 701622 | 2/14/14 | 1/31/17 | 912828SC5 | AA+ | Aaa | AAA | 15,000,000.00 | 0.8750 | 0.7001 | 15,076,757.81 | (3,263.27) | 16,678.18 | 15,073,494.54 | 15,022,851.60 | (50,642.94) |
| US TREASURY N/B / BARCLAYS CAPITAL | | | | | | | | | | | | | | | |
| 703308 | 2/25/14 | 1/31/17 | 912828SC5 | AA+ | Aaa | AAA | 35,000,000.00 | 0.8750 | 0.6929 | 35,184,570.31 | (6,031.71) | 29,609.81 | 35,178,538.60 | 35,053,320.40 | (125,218.20) |
| US TREASURY N/B / BARCLAYS CAPITAL | | | | | | | | | | | | | | | |
| 693010 | 12/26/13 | 2/28/17 | 912828SJ0 | AA+ | Aaa | AAA | 30,000,000.00 | 0.8750 | 0.8962 | 29,980,078.13 | 1,648.71 | 23,204.42 | 29,981,726.84 | 30,011,718.90 | 29,992.06 |
| US TREASURY N/B / DAIWA CAPITAL MARKETS | | | | | | | | | | | | | | | |
| 703600 | 2/26/14 | 2/28/17 | 912828SJ0 | AA+ | Aaa | AAA | 35,000,000.00 | 0.8750 | 0.7249 | 35,155,859.38 | (4,826.25) | 27,071.82 | 35,151,033.13 | 35,013,672.05 | (137,361.08) |
| US TREASURY N/B / RBS GREENWICH CAPITAL | | | | | | | | | | | | | | | |
| 705862 | 3/11/14 | 2/28/17 | 912828SJ0 | AA+ | Aaa | AAA | 30,000,000.00 | 0.8750 | 0.8016 | 30,064,453.13 | (1,247.48) | 14,979.62 | 30,063,205.65 | 30,011,718.90 | (51,486.75) |
| US TREASURY N/B / BARCLAYS CAPITAL | | | | | | | | | | | | | | | |
| 691409 | 12/17/13 | 3/31/17 | 912828SM3 | AA+ | Aaa | AAA | 50,000,000.00 | 1.0000 | 0.7984 | 50,326,171.88 | (28,540.04) | 1,366.12 | 50,297,631.84 | 50,146,484.50 | (151,147.34) |
| US TREASURY N/B / BARCLAYS CAPITAL | | | | | | | | | | | | | | | |
| 691410 | 12/17/13 | 3/31/17 | 912828SM3 | AA+ | Aaa | AAA | 50,000,000.00 | 1.0000 | 0.7984 | 50,326,171.88 | (28,540.04) | 1,366.12 | 50,297,631.84 | 50,146,484.50 | (151,147.34) |
| US TREASURY N/B / MORGAN STANLEY | | | | | | | | | | | | | | | |
| 691926 | 12/19/13 | 3/31/17 | 912828SM3 | AA+ | Aaa | AAA | 30,000,000.00 | 1.0000 | 0.8499 | 30,145,312.50 | (12,493.48) | 1,630.43 | 30,132,819.02 | 30,087,890.70 | (44,928.32) |
| Subtotal for TREASURY BOND: | | | | | | | 1,170,150,000.00 | 0.7558 | 0.5301 | 1,176,315,630.93 | (534,133.94) | 969,939.96 | 1,175,781,496.99 | 1,175,026,602.50 | (754,894.49) |
| Subtotal for TREASURIES: | | | | | | | 1,170,150,000.00 | 0.7558 | 0.5301 | 1,176,315,630.93 | (534,133.94) | 969,939.96 | 1,175,781,496.99 | 1,175,026,602.50 | (754,894.49) |

ORANGE COUNTY TREASURER-TAX COLLECTOR

Investment Inventory with Market Value by Entity & Instrument Extended Fund, County and Educational Money Market Funds As of 31-Mar-2014

Run Date: 02-Apr-2014 10:05 am
Print Date: 02-Apr-2014
As at date: 02-Apr-2014

Page 25 of 25
User: uphan

| Deal No. | Settle Date | Maturity Date | CUSIP | S&P | Moodys | Fitch | Face Value | Coupon | Purchase Yield | Capital | Capital Accrual | Interest Accrual | Book Value | Market Value * | Unrealized Gain/(Loss) |
|-------------------------------|-------------|---------------|-------|-----|--------|-------|------------------|--------|----------------|------------------|-----------------|------------------|------------------|------------------|------------------------|
| Issuer / Broker | | | | | | | | | | | | | | | |
| UNITED STATES DOLLAR | | | | | | | | | | | | | | | |
| Total Extended Fund : | | | | | | | 4,511,019,000.00 | 0.7280 | 0.5257 | 4,531,560,425.39 | (8,714,775.43) | 6,787,550.72 | 4,522,852,050.11 | 4,523,381,422.78 | 529,372.67 |
| Net Asset Value (NAV): | | | | | | | | | | | | | | 1.000117 | |
| Total Investments: | | | | | | | 6,877,049,912.17 | 0.6150 | 0.3820 | 6,902,165,032.19 | (11,714,064.77) | 8,888,204.71 | 6,890,498,962.11 | 6,891,250,778.79 | 751,816.68 |

Report Parameters

Deals [Settlement Date] <= 31-Mar-2014

Deals [Entity Name] include list County Money Mkt Fnd, Educational Money Mkt Fnd, Extended Fund

Bank Accounts [Account Name] include list GOLDMAN SACHS - COUNTY MMF, GOLDMAN SACHS - EDUCATION...

Market values provided by Bloomberg & Northern Trust.

ORANGE COUNTY TREASURER-TAX COLLECTOR

Investment Inventory with Market Value by Entity & Instrument John Wayne Airport Investment Pool/Non-Pooled Investments As of 31-Mar-2014

Run Date: 02-Apr-2014 10:28 am
Print Date: 02-Apr-2014
As at date: 02-Apr-2014

Page 1 of 6
User: uphan

| Deal No. | Settle Date | Maturity Date | CUSIP | S&P | Moodys | Fitch | Face Value | Coupon | Purchase Yield | Capital | Capital Accrual | Interest Accrual | Book Value | Market Value * | Unrealized Gain/(Loss) |
|--|-------------|---------------|-----------|------|--------|--------|--------------|--------|----------------|--------------|-----------------|------------------|--------------|----------------|------------------------|
| Issuer / Broker | | | | | | | | | | | | | | | |
| UNITED STATES DOLLAR | | | | | | | | | | | | | | | |
| 15B-Housing 99A & 99B | | | | | | | | | | | | | | | |
| GOVERNMENT AGENCY | | | | | | | | | | | | | | | |
| MBS PASSTHROUGH | | | | | | | | | | | | | | | |
| GINNIE MAE / | | | | | | | | | | | | | | | |
| 383458 | 3/20/14 | 9/20/29 | 36210RYF1 | AA+ | Aaa | AAA | 98,064.98 | 6.2500 | 6.2500 | 98,064.98 | 0.00 | 187.28 | 98,064.98 | 109,532.70 | 11,467.72 |
| Subtotal for MBS PASSTHROUGH: | | | | | | | 98,064.98 | 6.2500 | 6.2500 | 98,064.98 | 0.00 | 187.28 | 98,064.98 | 109,532.70 | 11,467.72 |
| Subtotal for GOVERNMENT AGENCY: | | | | | | | 98,064.98 | 6.2500 | 6.2500 | 98,064.98 | 0.00 | 187.28 | 98,064.98 | 109,532.70 | 11,467.72 |
| Total 15B-Housing 99A & 99B : | | | | | | | 98,064.98 | 6.2500 | 6.2500 | 98,064.98 | 0.00 | 187.28 | 98,064.98 | 109,532.70 | 11,467.72 |
| Net Asset Value (NAV): | | | | | | | | | | | | | | 1.116940 | |
| 283-John Wayne Airport | | | | | | | | | | | | | | | |
| FUNDS | | | | | | | | | | | | | | | |
| GOLDMAN SACHS - JWA MMF | | | | | | | | | | | | | | | |
| | 4/1/14 | | | AAAm | AAA-mf | | 226.62 | | 0.0100 | 226.62 | 0.00 | 0.00 | 226.62 | 226.62 | 0.00 |
| INVESCO STIC GOVERNMENT & AGENCY | | | | | | | | | | | | | | | |
| | 4/1/14 | | | AAAm | AAA-mf | AAAmmf | 711.34 | | 0.0200 | 711.34 | 0.00 | 0.00 | 711.34 | 711.34 | 0.00 |
| MORGAN STANLEY GOVT 8302-JWA MMF | | | | | | | | | | | | | | | |
| | 4/1/14 | | | AAAm | Aaa | | 3,208,493.33 | | 0.0400 | 3,208,493.33 | 0.00 | 0.00 | 3,208,493.33 | 3,208,493.33 | 0.00 |
| Subtotal for FUNDS: | | | | | | | 3,209,431.29 | | 0.0400 | 3,209,431.29 | 0.00 | 0.00 | 3,209,431.29 | 3,209,431.29 | 0.00 |
| CERTIFICATES OF DEPOSIT | | | | | | | | | | | | | | | |
| YANKEE CD | | | | | | | | | | | | | | | |
| TORONTO DOMINION BANK NY / TDSI | | | | | | | | | | | | | | | |
| 700046 | 2/5/14 | 2/26/15 | 89112TGK4 | A-1+ | P-1 | F1+ | 2,000,000.00 | 0.5500 | 0.3300 | 2,004,682.94 | (667.26) | 1,680.55 | 2,004,015.68 | 1,998,800.00 | (5,215.68) |
| Subtotal for YANKEE CD: | | | | | | | 2,000,000.00 | 0.5500 | 0.3300 | 2,004,682.94 | (667.26) | 1,680.55 | 2,004,015.68 | 1,998,800.00 | (5,215.68) |
| YANKEE CD FLOATER | | | | | | | | | | | | | | | |
| ROYAL BANK OF CANADA NY / RBC | | | | | | | | | | | | | | | |
| 660957 | 6/24/13 | 6/24/14 | 78009NNK8 | AA- | Aa3 | F1+ | 1,000,000.00 | 0.2655 | 0.2655 | 1,000,000.00 | 0.00 | 59.00 | 1,000,000.00 | 999,978.06 | (21.94) |
| ROYAL BANK OF CANADA NY / CRED SUIS SECURITIES | | | | | | | | | | | | | | | |
| 702448 | 2/20/14 | 10/10/14 | 78009NPQ3 | AA- | Aa3 | AA | 1,000,000.00 | 0.2500 | 0.2078 | 1,000,321.00 | (55.34) | 310.88 | 1,000,265.66 | 1,000,678.00 | 412.34 |
| Subtotal for YANKEE CD FLOATER: | | | | | | | 2,000,000.00 | 0.2577 | 0.2367 | 2,000,321.00 | (55.34) | 369.88 | 2,000,265.66 | 2,000,656.06 | 390.40 |
| Subtotal for CERTIFICATES OF DEPOSIT: | | | | | | | 4,000,000.00 | 0.4039 | 0.2833 | 4,005,003.94 | (722.60) | 2,050.43 | 4,004,281.34 | 3,999,456.06 | (4,825.28) |
| GOVERNMENT AGENCY | | | | | | | | | | | | | | | |
| DISCOUNT NOTES | | | | | | | | | | | | | | | |
| FREDDIE DISCOUNT / GOLDMAN SACHS GROUP INC | | | | | | | | | | | | | | | |

ORANGE COUNTY TREASURER-TAX COLLECTOR

Investment Inventory with Market Value by Entity & Instrument John Wayne Airport Investment Pool/Non-Pooled Investments As of 31-Mar-2014

Run Date: 02-Apr-2014 10:28 am
Print Date: 02-Apr-2014
As at date: 02-Apr-2014

Page 2 of 6
User: uphan

| Deal No. | Settle Date | Maturity Date | CUSIP | S&P | Moody's | Fitch | Face Value | Coupon | Purchase Yield | Capital | Capital Accrual | Interest Accrual | Book Value | Market Value * | Unrealized Gain/(Loss) |
|---|-------------|---------------|-----------|-----|---------|-------|---------------------|---------------|----------------|---------------------|-----------------|------------------|---------------------|---------------------|------------------------|
| Issuer / Broker | | | | | | | | | | | | | | | |
| UNITED STATES DOLLAR | | | | | | | | | | | | | | | |
| <u>283-John Wayne Airport</u> | | | | | | | | | | | | | | | |
| GOVERNMENT AGENCY | | | | | | | | | | | | | | | |
| DISCOUNT NOTES | | | | | | | | | | | | | | | |
| 707131 | 3/18/14 | 4/9/14 | 313397VH1 | AA+ | Aaa | AAA | 500,000.00 | | 0.0700 | 499,978.61 | 0.00 | 13.61 | 499,992.22 | 499,978.83 | (13.39) |
| FHLB DISC CORP / TD SECURITIES | | | | | | | | | | | | | | | |
| 705126 | 3/6/14 | 4/11/14 | 313385VK9 | AA+ | Aaa | AAA | 640,000.00 | | 0.0700 | 639,955.20 | 0.00 | 32.36 | 639,987.56 | 639,994.88 | 7.32 |
| FNMA DISCOUNT / NOMURA SECURITIES | | | | | | | | | | | | | | | |
| 708939 | 3/27/14 | 4/21/14 | 313589VV2 | AA+ | Aaa | AAA | 700,000.00 | | 0.0600 | 699,970.83 | 0.00 | 5.83 | 699,976.66 | 699,925.88 | (50.78) |
| FHLB DISC CORP / BARCLAYS CAPITAL | | | | | | | | | | | | | | | |
| 704114 | 2/28/14 | 4/30/14 | 313385WE2 | AA+ | Aaa | AAA | 850,000.00 | | 0.0600 | 849,913.58 | 0.00 | 45.34 | 849,958.92 | 849,979.60 | 20.68 |
| FREDDIE DISCOUNT / NOMURA SECURITIES | | | | | | | | | | | | | | | |
| 703821 | 2/27/14 | 5/14/14 | 313397WU1 | AA+ | Aaa | AAA | 550,000.00 | | 0.0800 | 549,907.11 | 0.00 | 40.33 | 549,947.44 | 549,935.03 | (12.41) |
| FHLB DISC CORP / BANK OF AMERICA | | | | | | | | | | | | | | | |
| 705868 | 3/11/14 | 5/16/14 | 313385WW2 | AA+ | Aaa | AAA | 800,000.00 | | 0.0700 | 799,897.33 | 0.00 | 32.67 | 799,930.00 | 799,969.60 | 39.60 |
| FNMA DISCOUNT / NOMURA SECURITIES | | | | | | | | | | | | | | | |
| 708668 | 3/26/14 | 6/4/14 | 313589XR9 | AA+ | Aaa | AAA | 900,000.00 | | 0.0800 | 899,860.00 | 0.00 | 12.00 | 899,872.00 | 899,891.50 | 19.50 |
| FHLB DISC CORP / NOMURA SECURITIES | | | | | | | | | | | | | | | |
| 708940 | 3/27/14 | 6/18/14 | 313385YF7 | AA+ | Aaa | AAA | 700,000.00 | | 0.0800 | 699,870.89 | 0.00 | 7.78 | 699,878.67 | 699,954.50 | 75.83 |
| FHLB DISC CORP / NOMURA SECURITIES | | | | | | | | | | | | | | | |
| 709496 | 3/31/14 | 6/18/14 | 313385YF7 | AA+ | Aaa | AAA | 1,000,000.00 | | 0.0800 | 999,824.44 | 0.00 | 2.22 | 999,826.66 | 999,935.00 | 108.34 |
| FHLB DISC CORP / NOMURA SECURITIES | | | | | | | | | | | | | | | |
| 708119 | 3/24/14 | 7/9/14 | 313385ZC3 | AA+ | Aaa | AAA | 700,000.00 | | 0.1000 | 699,791.94 | 0.00 | 15.56 | 699,807.50 | 699,832.16 | 24.66 |
| FHLB DISC CORP / NOMURA SECURITIES | | | | | | | | | | | | | | | |
| 701841 | 2/18/14 | 7/18/14 | 313385ZM1 | AA+ | Aaa | AAA | 500,000.00 | | 0.0950 | 499,802.09 | 0.00 | 55.41 | 499,857.50 | 499,940.00 | 82.50 |
| FNMA DISCOUNT / DEUTSCHE | | | | | | | | | | | | | | | |
| 705869 | 3/11/14 | 7/23/14 | 313589ZS5 | AA+ | Aaa | AAA | 706,000.00 | | 0.1000 | 705,737.21 | 0.00 | 41.18 | 705,778.39 | 705,911.04 | 132.65 |
| FNMA DISCOUNT / NOMURA SECURITIES | | | | | | | | | | | | | | | |
| 708664 | 3/26/14 | 7/30/14 | 313589ZZ9 | AA+ | Aaa | AAA | 500,000.00 | | 0.1100 | 499,807.50 | 0.00 | 9.17 | 499,816.67 | 499,854.44 | 37.77 |
| FHLB DISC CORP / BARCLAYS CAPITAL | | | | | | | | | | | | | | | |
| 708120 | 3/24/14 | 8/1/14 | 313385A30 | AA+ | Aaa | AAA | 520,000.00 | | 0.1100 | 519,793.44 | 0.00 | 12.71 | 519,806.15 | 519,912.12 | 105.97 |
| Subtotal for DISCOUNT NOTES: | | | | | | | 9,566,000.00 | 0.0000 | 0.0817 | 9,564,110.17 | 0.00 | 326.17 | 9,564,436.34 | 9,565,014.58 | 578.24 |
| GOVT AGENCY-FIX-30/360 | | | | | | | | | | | | | | | |
| FED FARM CR BK / NOMURA SECURITIES | | | | | | | | | | | | | | | |
| 696326 | 1/15/14 | 4/7/14 | 31331XRS3 | AA+ | Aaa | AAA | 615,000.00 | 4.9500 | 0.1281 | 621,750.24 | (6,256.32) | 6,426.75 | 615,493.92 | 615,910.20 | 416.28 |
| FED HM LN BK BD / BARCLAYS CAPITAL | | | | | | | | | | | | | | | |
| 692231 | 12/20/13 | 4/10/14 | 3130A07L8 | AA+ | Aaa | AAA | 1,000,000.00 | 0.1000 | 0.1299 | 999,905.00 | 87.23 | 280.56 | 999,992.23 | 1,000,010.00 | 17.77 |

ORANGE COUNTY TREASURER-TAX COLLECTOR

Investment Inventory with Market Value by Entity & Instrument John Wayne Airport Investment Pool/Non-Pooled Investments As of 31-Mar-2014

Run Date: 02-Apr-2014 10:28 am
Print Date: 02-Apr-2014
As at date: 02-Apr-2014

Page 3 of 6
User: uphan

| Deal No. | Settle Date | Maturity Date | CUSIP | S&P | Moody's | Fitch | Face Value | Coupon | Purchase Yield | Capital | Capital Accrual | Interest Accrual | Book Value | Market Value * | Unrealized Gain/(Loss) |
|---|-------------|---------------|-----------|-----|---------|-------|----------------------|---------------|----------------|----------------------|--------------------|------------------|----------------------|----------------------|------------------------|
| Issuer / Broker | | | | | | | | | | | | | | | |
| UNITED STATES DOLLAR | | | | | | | | | | | | | | | |
| <u>283-John Wayne Airport</u> | | | | | | | | | | | | | | | |
| GOVERNMENT AGENCY | | | | | | | | | | | | | | | |
| GOVT AGENCY-FIX-30/360 | | | | | | | | | | | | | | | |
| FANNIE MAE / DEUTSCHE | | | | | | | | | | | | | | | |
| 705386 | 3/7/14 | 4/15/14 | 31359MUT8 | AA+ | Aaa | AAA | 745,000.00 | 4.1250 | 0.0589 | 748,195.31 | (2,018.09) | 2,048.75 | 746,177.22 | 746,426.68 | 249.46 |
| FED FARM CR BK / CRED SUIS SECURITIES | | | | | | | | | | | | | | | |
| 662834 | 7/3/13 | 4/17/14 | 31331GTJ8 | AA+ | Aaa | AAA | 350,000.00 | 2.6250 | 0.1826 | 356,735.40 | (6,355.94) | 4,185.42 | 350,379.46 | 350,516.25 | 136.79 |
| FREDDIE MAC / FTN FINANCIAL | | | | | | | | | | | | | | | |
| 687722 | 11/25/13 | 4/23/14 | 3137EACB3 | AA+ | Aaa | AAA | 500,000.00 | 2.5000 | 0.1403 | 504,845.00 | (4,124.80) | 4,375.00 | 500,720.20 | 500,847.50 | 127.30 |
| FREDDIE MAC / CRED SUIS SECURITIES | | | | | | | | | | | | | | | |
| 664367 | 7/12/13 | 4/28/14 | 3134G3SB7 | AAA | Aaa | N.A | 150,000.00 | 0.3750 | 0.1775 | 150,235.05 | (212.86) | 239.06 | 150,022.19 | 150,039.75 | 17.56 |
| FREDDIE MAC / MORGAN STANLEY | | | | | | | | | | | | | | | |
| 703601 | 2/26/14 | 4/28/14 | 3134G3SB7 | AA+ | Aaa | AAA | 1,350,000.00 | 0.3750 | 0.0682 | 1,350,715.50 | (403.91) | 492.18 | 1,350,311.59 | 1,350,357.75 | 46.16 |
| FREDDIE MAC / TDSI | | | | | | | | | | | | | | | |
| 703822 | 2/27/14 | 4/28/14 | 3134G3SB7 | AA+ | Aaa | AAA | 600,000.00 | 0.3750 | 0.0931 | 600,288.00 | (160.52) | 212.50 | 600,127.48 | 600,159.00 | 31.52 |
| FED HM LN BK BD / TDSI | | | | | | | | | | | | | | | |
| 701297 | 2/13/14 | 5/28/14 | 313373JR4 | AA+ | Aaa | AAA | 2,000,000.00 | 1.3750 | 0.1133 | 2,007,362.00 | (3,365.49) | 3,666.67 | 2,003,996.51 | 2,004,320.00 | 323.49 |
| FED HM LN BK BD / NOMURA SECURITIES | | | | | | | | | | | | | | | |
| 707864 | 3/21/14 | 5/28/14 | 313373JR4 | AA+ | Aaa | AAA | 820,000.00 | 1.3750 | 0.1273 | 821,899.94 | (283.57) | 313.19 | 821,616.37 | 821,771.20 | 154.83 |
| FED FARM CR BK / FTN FINANCIAL | | | | | | | | | | | | | | | |
| 683922 | 11/1/13 | 6/5/14 | 31331XC26 | AA+ | Aaa | AAA | 325,000.00 | 5.2500 | 0.2019 | 334,741.23 | (6,827.96) | 5,497.92 | 327,913.27 | 327,694.25 | (219.02) |
| FED HM LN BK BD / NOMURA SECURITIES | | | | | | | | | | | | | | | |
| 697337 | 1/22/14 | 6/18/14 | 3133X7FK5 | AA+ | Aaa | AAA | 400,000.00 | 5.2500 | 0.1341 | 408,292.00 | (3,918.82) | 4,025.00 | 404,373.18 | 404,432.00 | 58.82 |
| FED FARM CR BK / FTN FINANCIAL | | | | | | | | | | | | | | | |
| 697099 | 1/21/14 | 7/7/14 | 31331GZY8 | AA+ | Aaa | AAA | 150,000.00 | 3.0800 | 0.1500 | 152,024.40 | (853.66) | 898.33 | 151,170.74 | 150,771.00 | (399.74) |
| FED FARM CR BK / FTN FINANCIAL | | | | | | | | | | | | | | | |
| 697098 | 1/21/14 | 7/28/14 | 31331VED4 | AA+ | Aaa | AAA | 165,000.00 | 4.8000 | 0.1510 | 168,981.45 | (1,490.38) | 1,386.00 | 167,491.07 | 168,969.90 | 1,478.83 |
| FREDDIE MAC / JP MORGAN CHASE & CO | | | | | | | | | | | | | | | |
| 665866 | 7/22/13 | 8/20/14 | 3134G2UA8 | AA+ | Aaa | AAA | 250,000.00 | 1.0000 | 0.1928 | 252,171.50 | (1,393.57) | 284.72 | 250,777.93 | 250,875.00 | 97.07 |
| FANNIE MAE / DEUTSCHE | | | | | | | | | | | | | | | |
| 669676 | 8/12/13 | 9/8/14 | 31398A3G5 | AA+ | Aaa | AAA | 405,000.00 | 1.5000 | 0.2013 | 410,630.72 | (3,340.50) | 388.13 | 407,290.22 | 407,085.75 | (204.47) |
| FED HM LN BK BD / DEUTSCHE | | | | | | | | | | | | | | | |
| 690407 | 12/11/13 | 9/12/14 | 3133XLWM1 | AA+ | Aaa | AAA | 215,000.00 | 5.2500 | 0.1800 | 223,195.80 | (3,326.71) | 595.73 | 219,869.09 | 220,050.35 | 181.26 |
| Subtotal for GOVT AGENCY-FIX-30/360: | | | | | | | 10,040,000.00 | 2.0018 | 0.1222 | 10,111,968.54 | (44,245.87) | 35,315.91 | 10,067,722.67 | 10,070,236.58 | 2,513.91 |
| GOVT AGENCY-FLOAT-ACT/360 | | | | | | | | | | | | | | | |
| FED HM LN BK BD / JP MORGAN CHASE & CO | | | | | | | | | | | | | | | |

ORANGE COUNTY TREASURER-TAX COLLECTOR

Investment Inventory with Market Value by Entity & Instrument John Wayne Airport Investment Pool/Non-Pooled Investments As of 31-Mar-2014

Run Date: 02-Apr-2014 10:28 am
Print Date: 02-Apr-2014
As at date: 02-Apr-2014

Page 4 of 6
User: uphan

| Deal No. | Settle Date | Maturity Date | CUSIP | S&P | Moodys | Fitch | Face Value | Coupon | Purchase Yield | Capital | Capital Accrual | Interest Accrual | Book Value | Market Value * | Unrealized Gain/(Loss) |
|---|-------------|---------------|-----------|-----|--------|-------|----------------------|---------------|----------------|----------------------|--------------------|------------------|----------------------|----------------------|------------------------|
| Issuer / Broker | | | | | | | | | | | | | | | |
| UNITED STATES DOLLAR | | | | | | | | | | | | | | | |
| <u>283-John Wayne Airport</u> | | | | | | | | | | | | | | | |
| GOVERNMENT AGENCY | | | | | | | | | | | | | | | |
| GOVT AGENCY-FLOAT-ACT/360 | | | | | | | | | | | | | | | |
| 703309 | 2/25/14 | 5/1/14 | 313382WF6 | AA+ | Aaa | AAA | 700,000.00 | 0.0950 | 0.0916 | 700,004.20 | (2.26) | 0.00 | 700,001.94 | 700,007.00 | 5.06 |
| FED FARM CR BK / DAIWA CAPITAL MARKETS | | | | | | | | | | | | | | | |
| 707355 | 3/19/14 | 5/5/14 | 3133ECGY4 | AA+ | Aaa | AAA | 1,315,000.00 | 0.1053 | 0.0733 | 1,315,054.86 | (15.17) | 50.00 | 1,315,039.69 | 1,315,052.60 | 12.91 |
| FED FARM CR BK / DEUTSCHE | | | | | | | | | | | | | | | |
| 667933 | 8/1/13 | 6/13/14 | 31331K2T6 | AA+ | Aaa | AAA | 2,000,000.00 | 0.3200 | 0.0906 | 2,004,220.00 | (3,245.13) | 358.89 | 2,000,974.87 | 2,001,140.00 | 165.13 |
| FANNIE MAE / BARCLAYS CAPITAL | | | | | | | | | | | | | | | |
| 670153 | 8/14/13 | 6/23/14 | 3135G0BQ5 | AA+ | Aaa | AAA | 700,000.00 | 0.3600 | 0.1509 | 701,262.80 | (927.94) | 63.00 | 700,334.86 | 700,448.00 | 113.14 |
| FED HM LN BK BD / JP MORGAN CHASE & CO | | | | | | | | | | | | | | | |
| 706885 | 3/17/14 | 8/15/14 | 313380DP9 | AA+ | Aaa | AAA | 1,000,000.00 | 0.1350 | 0.0845 | 1,000,209.00 | (20.76) | 56.25 | 1,000,188.24 | 1,000,230.00 | 41.76 |
| FANNIE MAE / JP MORGAN CHASE & CO | | | | | | | | | | | | | | | |
| 709497 | 3/31/14 | 8/25/14 | 3136FRX32 | AA+ | Aaa | AAA | 2,750,000.00 | 0.3300 | 0.0553 | 2,753,239.50 | (22.04) | 26.85 | 2,753,217.46 | 2,753,245.00 | 27.54 |
| FED FARM CR BK / JP MORGAN CHASE & CO | | | | | | | | | | | | | | | |
| 707133 | 3/18/14 | 8/27/14 | 31331K4K3 | AA+ | Aaa | AAA | 1,000,000.00 | 0.1645 | 0.0816 | 1,000,366.00 | (31.63) | 22.85 | 1,000,334.37 | 1,000,370.00 | 35.63 |
| Subtotal for GOVT AGENCY-FLOAT-ACT/360: | | | | | | | 9,465,000.00 | 0.2434 | 0.0809 | 9,474,356.36 | (4,264.93) | 577.84 | 9,470,091.43 | 9,470,492.60 | 401.17 |
| GOVT AGENCY-FLOAT-ACT/ACT | | | | | | | | | | | | | | | |
| FED FARM CR BK / CASTLE OAK SECURITIES | | | | | | | | | | | | | | | |
| 706359 | 3/13/14 | 7/16/14 | 3133EAXQ6 | AA+ | Aaa | AAA | 3,700,000.00 | 0.2200 | 0.0801 | 3,701,779.70 | (270.51) | 423.44 | 3,701,509.19 | 3,701,776.00 | 266.81 |
| Subtotal for GOVT AGENCY-FLOAT-ACT/ACT: | | | | | | | 3,700,000.00 | 0.2200 | 0.0801 | 3,701,779.70 | (270.51) | 423.44 | 3,701,509.19 | 3,701,776.00 | 266.81 |
| GOVT AGENCY-ZERO COUPON | | | | | | | | | | | | | | | |
| FANNIE MAE / JEFFERIES & COMPANY | | | | | | | | | | | | | | | |
| 703833 | 2/27/14 | 7/5/14 | 313586QR3 | AA+ | Aaa | AAA | 714,000.00 | | 0.1523 | 713,613.46 | 102.67 | 0.00 | 713,716.13 | 713,207.46 | (508.67) |
| FREDDIE MAC / BARCLAYS CAPITAL | | | | | | | | | | | | | | | |
| 697900 | 1/14/14 | 7/15/14 | 3134A4VT8 | AA+ | Aaa | AAA | 350,000.00 | | 0.1399 | 349,753.95 | 104.67 | 0.00 | 349,858.62 | 349,597.50 | (261.12) |
| Subtotal for GOVT AGENCY-ZERO COUPON: | | | | | | | 1,064,000.00 | 0.0000 | 0.1483 | 1,063,367.41 | 207.34 | 0.00 | 1,063,574.75 | 1,062,804.96 | (769.79) |
| Subtotal for GOVERNMENT AGENCY: | | | | | | | 33,835,000.00 | 0.6861 | 0.0954 | 33,915,582.18 | (48,573.97) | 36,643.36 | 33,867,334.38 | 33,870,324.72 | 2,990.33 |
| MEDIUM TERM NOTES | | | | | | | | | | | | | | | |
| MED TERM NOTE FLOAT FDIC | | | | | | | | | | | | | | | |
| BERKSHIRE HATHAWAY INC / BARCLAYS CAPITAL | | | | | | | | | | | | | | | |
| 708125 | 3/24/14 | 8/15/14 | 084670BA5 | AA | Aa2 | A+ | 100,000.00 | 0.9358 | 0.2026 | 100,297.24 | (16.51) | 20.80 | 100,280.73 | 100,250.00 | (30.73) |

ORANGE COUNTY TREASURER-TAX COLLECTOR

Investment Inventory with Market Value by Entity & Instrument John Wayne Airport Investment Pool/Non-Pooled Investments As of 31-Mar-2014

Run Date: 02-Apr-2014 10:28 am
Print Date: 02-Apr-2014
As at date: 02-Apr-2014

Page 5 of 6
User: uphan

| Deal No. | Settle Date | Maturity Date | CUSIP | S&P | Moody's | Fitch | Face Value | Coupon | Purchase Yield | Capital | Capital Accrual | Interest Accrual | Book Value | Market Value * | Unrealized Gain/(Loss) |
|--|-------------|---------------|-----------|-----|---------|-------|-------------------|---------------|----------------|-------------------|-----------------|------------------|-------------------|-------------------|------------------------|
| Issuer / Broker | | | | | | | | | | | | | | | |
| UNITED STATES DOLLAR | | | | | | | | | | | | | | | |
| 283-John Wayne Airport | | | | | | | | | | | | | | | |
| MEDIUM TERM NOTES | | | | | | | | | | | | | | | |
| Subtotal for MED TERM NOTE FLOAT | | | | | | | 100,000.00 | 0.9358 | 0.2026 | 100,297.24 | (16.51) | 20.80 | 100,280.73 | 100,250.00 | (30.73) |
| FDIC: | | | | | | | | | | | | | | | |
| MEDIUM TERM NOTE | | | | | | | | | | | | | | | |
| JOHNSON & JOHNSON / BNP PARIBAS | | | | | | | | | | | | | | | |
| 652739 | 5/7/13 | 5/15/14 | 478160AX2 | AAA | Aaa | AAA | 2,000,000.00 | 1.2000 | 0.2431 | 2,019,526.00 | (17,191.37) | 9,066.67 | 2,002,334.63 | 2,002,280.00 | (54.63) |
| WAL-MART STORES INC / MORGAN STANLEY | | | | | | | | | | | | | | | |
| 664660 | 7/15/13 | 5/15/14 | 931142CQ4 | AA | Aa2 | AA | 326,000.00 | 3.2000 | 0.2630 | 333,964.18 | (6,796.10) | 3,940.98 | 327,168.08 | 327,910.36 | 742.28 |
| WAL-MART STORES INC / CASTLE OAK SECURITIES | | | | | | | | | | | | | | | |
| 682579 | 10/25/13 | 5/15/14 | 931142CQ4 | AA | Aa2 | AA | 1,000,000.00 | 3.2000 | 0.1731 | 1,016,800.00 | (13,104.00) | 12,088.89 | 1,003,696.00 | 1,005,860.00 | 2,164.00 |
| WAL-MART STORES INC / CASTLE OAK SECURITIES | | | | | | | | | | | | | | | |
| 684634 | 11/6/13 | 5/15/14 | 931142CQ4 | AA | Aa2 | AA | 150,000.00 | 3.2000 | 0.2012 | 152,359.05 | (1,809.85) | 1,813.33 | 150,549.20 | 150,879.00 | 329.80 |
| WAL-MART STORES INC / MORGAN STANLEY | | | | | | | | | | | | | | | |
| 687999 | 11/26/13 | 5/15/14 | 931142CQ4 | AA | Aa2 | AA | 500,000.00 | 3.2000 | 0.1799 | 507,080.00 | (5,236.69) | 5,555.55 | 501,843.31 | 502,930.00 | 1,086.69 |
| JOHNSON & JOHNSON / BNP PARIBAS | | | | | | | | | | | | | | | |
| 688594 | 12/2/13 | 5/15/14 | 478160AX2 | AAA | Aaa | AAA | 30,000.00 | 1.2000 | 0.2502 | 30,128.64 | (93.92) | 119.00 | 30,034.72 | 30,034.20 | (0.52) |
| MICROSOFT CORP / BNP PARIBAS | | | | | | | | | | | | | | | |
| 660061 | 6/18/13 | 6/1/14 | 594918AB0 | AA+ | Aaa | AAA | 300,000.00 | 2.9500 | 0.2755 | 307,629.00 | (6,294.48) | 2,950.00 | 301,334.52 | 301,374.00 | 39.48 |
| MICROSOFT CORP / BARCLAYS CAPITAL | | | | | | | | | | | | | | | |
| 662337 | 7/1/13 | 6/1/14 | 594918AB0 | AAA | Aaa | AA+ | 800,000.00 | 2.9500 | 0.3052 | 819,352.00 | (15,833.45) | 7,866.67 | 803,518.55 | 803,664.00 | 145.45 |
| MICROSOFT CORP / JP MORGAN CHASE & CO | | | | | | | | | | | | | | | |
| 679318 | 10/7/13 | 6/1/14 | 594918AB0 | AAA | Aaa | AA+ | 221,000.00 | 2.9500 | 0.2671 | 224,847.61 | (2,861.04) | 2,173.17 | 221,986.57 | 222,012.18 | 25.61 |
| MICROSOFT CORP / CASTLE OAK SECURITIES | | | | | | | | | | | | | | | |
| 682792 | 10/28/13 | 6/1/14 | 594918AB0 | AA+ | Aaa | AAA | 1,000,000.00 | 2.9500 | 0.1737 | 1,016,410.00 | (11,787.46) | 9,833.33 | 1,004,622.54 | 1,004,580.00 | (42.54) |
| MICROSOFT CORP / TD SECURITIES | | | | | | | | | | | | | | | |
| 690837 | 12/13/13 | 6/1/14 | 594918AB0 | AA+ | Aaa | AAA | 27,000.00 | 2.9500 | 0.2515 | 27,339.20 | (218.06) | 238.95 | 27,121.14 | 27,123.66 | 2.52 |
| MICROSOFT CORP / TD SECURITIES | | | | | | | | | | | | | | | |
| 696884 | 1/17/14 | 6/1/14 | 594918AB0 | AAA | Aaa | AA+ | 60,000.00 | 2.9500 | 0.2579 | 60,600.00 | (331.34) | 363.83 | 60,268.66 | 60,274.80 | 6.14 |
| BERKSHIRE HATHAWAY INC / CITIGROUP GLOBAL MARKETS | | | | | | | | | | | | | | | |
| 697664 | 1/23/14 | 7/15/14 | 084664AM3 | AA | Aa2 | A+ | 1,000,000.00 | 5.1000 | 0.1801 | 1,023,480.00 | (9,282.79) | 9,633.33 | 1,014,197.21 | 1,014,030.00 | (167.21) |
| BERKSHIRE HATHAWAY INC / TDSI | | | | | | | | | | | | | | | |
| 701298 | 2/13/14 | 2/11/15 | 084670AV0 | AA | Aa2 | A+ | 200,000.00 | 3.2000 | 0.3344 | 205,685.20 | (762.26) | 853.33 | 204,922.94 | 205,114.00 | 191.06 |
| BERKSHIRE HATHAWAY INC / CRED SUIS SECURITIES | | | | | | | | | | | | | | | |
| 705384 | 3/7/14 | 2/11/15 | 084670AV0 | AA | Aa2 | A+ | 500,000.00 | 3.2000 | 0.2597 | 513,614.00 | (978.25) | 1,066.67 | 512,635.75 | 512,785.00 | 149.25 |
| BERKSHIRE HATHAWAY INC / CRED SUIS SECURITIES | | | | | | | | | | | | | | | |
| 706675 | 3/14/14 | 2/11/15 | 084670AV0 | AA | Aa2 | A+ | 500,000.00 | 3.2000 | 0.2553 | 513,349.00 | (693.98) | 755.56 | 512,655.02 | 512,785.00 | 129.98 |

ORANGE COUNTY TREASURER-TAX COLLECTOR

Investment Inventory with Market Value by Entity & Instrument John Wayne Airport Investment Pool/Non-Pooled Investments As of 31-Mar-2014

Run Date: 02-Apr-2014 10:28 am
Print Date: 02-Apr-2014
As at date: 02-Apr-2014

Page 6 of 6
User: uphan

| Deal No. | Settle Date | Maturity Date | CUSIP | S&P | Moody's | Fitch | Face Value | Coupon | Purchase Yield | Capital | Capital Accrual | Interest Accrual | Book Value | Market Value * | Unrealized Gain/(Loss) |
|--|-------------|---------------|-------|--------|---------|-------|---------------|--------|----------------|---------------|-----------------|------------------|---------------|----------------|------------------------|
| Issuer / Broker | | | | | | | | | | | | | | | |
| UNITED STATES DOLLAR | | | | | | | | | | | | | | | |
| 283-John Wayne Airport | | | | | | | | | | | | | | | |
| MEDIUM TERM NOTES | | | | | | | | | | | | | | | |
| Subtotal for MEDIUM TERM NOTE: | | | | | | | 8,614,000.00 | 2.8794 | 0.2274 | 8,772,163.88 | (93,275.04) | 68,319.26 | 8,678,888.84 | 8,683,636.20 | 4,747.36 |
| Subtotal for MEDIUM TERM NOTES: | | | | | | | 8,714,000.00 | 2.8571 | 0.2271 | 8,872,461.12 | (93,291.55) | 68,340.06 | 8,779,169.57 | 8,783,886.20 | 4,716.63 |
| Total 283-John Wayne Airport : | | | | | | | 49,758,431.29 | 0.9994 | 0.1300 | 50,002,478.53 | (142,588.12) | 107,033.85 | 49,860,216.58 | 49,863,098.27 | 2,881.68 |
| Net Asset Value (NAV): | | | | | | | | | | | | | | 1.000058 | |
| 505-Foothill Rnch 87-4 DS | | | | | | | | | | | | | | | |
| REPURCHASE AGREEMENTS | | | | | | | | | | | | | | | |
| BAYERISCHE LANDESBK-REPO | | | | | | | | | | | | | | | |
| BAYERISCHE LANDESBK GIRO / | | | | | | | | | | | | | | | |
| 26091 | 7/24/97 | 8/15/19 | AA+ | Aaa | AAA | | 1,081,500.00 | 6.2000 | 0.0000 | 1,081,500.00 | 0.00 | 8,754.14 | 1,081,500.00 | 1,081,500.00 | 0.00 |
| Subtotal for BAYERISCHE LANDESBK-REPO: | | | | | | | 1,081,500.00 | 6.2000 | 0.0000 | 1,081,500.00 | 0.00 | 8,754.14 | 1,081,500.00 | 1,081,500.00 | 0.00 |
| Subtotal for REPURCHASE AGREEMENTS: | | | | | | | 1,081,500.00 | 6.2000 | 0.0000 | 1,081,500.00 | 0.00 | 8,754.14 | 1,081,500.00 | 1,081,500.00 | 0.00 |
| Total 505-Foothill Rnch 87-4 DS : | | | | | | | 1,081,500.00 | 6.2000 | 0.0000 | 1,081,500.00 | 0.00 | 8,754.14 | 1,081,500.00 | 1,081,500.00 | 0.00 |
| Net Asset Value (NAV): | | | | | | | | | | | | | | 1.000000 | |
| 529-Ladera CFD 04-1 Const | | | | | | | | | | | | | | | |
| FUNDS | | | | | | | | | | | | | | | |
| GS FIN TAX FREE-LAD04 | | | | | | | | | | | | | | | |
| | 3/31/14 | | AAAm | AAA-mf | | | 20,852,397.00 | | 0.0058 | 20,852,397.00 | 0.00 | 0.00 | 20,852,397.00 | 20,852,397.00 | 0.00 |
| Subtotal for FUNDS: | | | | | | | 20,852,397.00 | | 0.0058 | 20,852,397.00 | 0.00 | 0.00 | 20,852,397.00 | 20,852,397.00 | 0.00 |
| Total 529-Ladera CFD 04-1 Const : | | | | | | | 20,852,397.00 | | 0.0058 | 20,852,397.00 | 0.00 | 0.00 | 20,852,397.00 | 20,852,397.00 | 0.00 |
| Net Asset Value (NAV): | | | | | | | | | | | | | | 1.000000 | |
| Total Investments: | | | | | | | 71,790,393.27 | 0.7946 | 0.1003 | 72,034,440.51 | (142,588.12) | 115,975.27 | 71,892,178.56 | 71,906,527.96 | 14,349.40 |

Report Parameters

Deals [Settlement Date] <= 31-Mar-2014
Deals [Entity Name] include list 15B-Housing 99A & 99B, 283-John Wayne Airport, 505-Foothill Rnch 87-4 DS, 529-Ladera CFD 04-1 Const
Market values provided by Bloomberg & Northern Trust.

COUNTY OF ORANGE
CEO / PUBLIC FINANCE DEPARTMENT
INVENTORY OF INVESTMENTS WITH TRUSTEES
March 31, 2014

| | TRUSTEE | INVESTMENT TYPE | PURCHASE DATE | MATURITY DATE | DESCRIPTION | CUSIP # | INTEREST RATE | BOOK VALUE | MARKET VALUE |
|---|------------|------------------|---------------|---------------|---|-----------|---------------|--------------------------|--------------------------|
| CERTIFICATES OF PARTICIPATION | | | | | | | | | |
| 1991 CIVIC CENTER PARKING | U.S. BANK | MONEY MARKET | | | FEDERATED US TREASURY CASH SS | 60934N674 | 0.01% | \$ 2.58 | \$ 2.58 |
| 1991 CIVIC CENTER PARKING | U.S. BANK | US TR STRPD BOND | 11/15/96 | 11/15/18 | U.S. TREASURY STRIPPED | 912803AP8 | 0.00% | 10,458.00 | 64,908.90 |
| 1991 CIVIC CENTER PARKING | U.S. BANK | US TR STRPD BOND | 06/01/95 | 11/15/18 | U.S. TREASURY STRIPPED | 912833KT6 | 0.00% | 43,923.12 | 271,955.88 |
| 1991 CIVIC CENTER PARKING | U.S. BANK | US TREASURY BOND | 06/01/95 | 11/15/18 | US TREASURY BOND | 912810EB0 | 9.00% | 2,558,237.10 | 2,996,792.50 |
| REDEVELOPMENT AGENCIES | | | | | | | | | |
| 2003 SANTA ANA HEIGHTS | U.S. BANK | MONEY MARKET | | | FIRST AMERICAN PRIME OBLIGATION FUND CL D | 31846V708 | 0.02% | 51.55 | 51.55 |
| 2014 SANTA ANA HEIGHTS | U.S. BANK | MONEY MARKET | | | FIRST AMERICAN PRIME OBLIGATION FUND CL Z | 31846V625 | 0.02% | 2,294,172.81 | 2,294,172.81 |
| COMMUNITY FACILITIES DISTRICTS | | | | | | | | | |
| 1994C/2004A SOCPFA | U.S. BANK | MONEY MARKET | | | FIRST AMERICAN PRIME OBLIGATION FUND CL D | 31846V708 | 0.02% | 13,884,396.51 | 13,884,396.51 |
| 1999 SOCPFA SERIES A | U.S. BANK | MONEY MARKET | | | FIRST AMERICAN GOVT OBLIGATION FUND CL D | 31846V401 | 0.01% | 3,271,507.92 | 3,271,507.92 |
| 2005 SOCPFA SERIES A | U.S. BANK | MONEY MARKET | | | FIRST AMERICAN GOVT OBLIGATION FUND CL D | 31846V401 | 0.01% | 3.26 | 3.26 |
| ASSESSMENT DISTRICTS | | | | | | | | | |
| IRVINE COAST | U.S. BANK | MONEY MARKET | | | FIRST AMERICAN GOVT OBLIGATION FUND CL D | 31846V401 | 0.01% | 4,182,457.32 | 4,182,457.32 |
| IRVINE COAST | U.S. BANK | MONEY MARKET | | | INVESCO STIT TREASURY PORTFOLIO | 825252570 | 0.01% | 620,529.79 | 620,529.79 |
| NEWPORT COAST - 2003B | U.S. BANK | MONEY MARKET | | | FIRST AMERICAN GOVT OBLIGATION FUND CL D | 31846V401 | 0.01% | 477,035.05 | 477,035.05 |
| NEWPORT COAST - Group 1 | U.S. BANK | MONEY MARKET | | | FIRST AMERICAN GOVT OBLIGATION FUND CL D | 31846V401 | 0.01% | 1,087,776.05 | 1,087,776.05 |
| NEWPORT COAST - Group 2 | U.S. BANK | MONEY MARKET | | | FIRST AMERICAN GOVT OBLIGATION FUND CL D | 31846V401 | 0.01% | 695,691.26 | 695,691.26 |
| NEWPORT COAST - Group 3 | U.S. BANK | MONEY MARKET | | | FIRST AMERICAN GOVT OBLIGATION FUND CL D | 31846V401 | 0.01% | 886,263.47 | 886,263.47 |
| NEWPORT COAST - Group 4 | U.S. BANK | MONEY MARKET | | | FIRST AMERICAN TREAS OBLIGATION FUND CL D | 31846V302 | 0.00% | 451,121.12 | 451,121.12 |
| 1999 REASSESSMENT BONDS (RAD 99-1R) | U.S. BANK | MONEY MARKET | | | FIRST AMERICAN PRIME OBLIGATION FUND CL D | 31846V708 | 0.02% | 113,653.79 | 113,653.79 |
| 1999 REASSESSMENT BONDS (RAD 99-1R) | U.S. BANK | MONEY MARKET | | | FIRST AMERICAN GOVT OBLIGATION FUND CL D | 31846V401 | 0.01% | 862,783.29 | 862,783.29 |
| 2001 REASSESSMENT BONDS (RAD 01-1R) | U.S. BANK | MONEY MARKET | | | FIRST AMERICAN PRIME OBLIGATION FUND CL D | 31846V708 | 0.02% | 16,018.01 | 16,018.01 |
| 2001 REASSESSMENT BONDS (RAD 01-1R) | U.S. BANK | MONEY MARKET | | | FIRST AMERICAN GOVT OBLIGATION FUND CL D | 31846V401 | 0.01% | 453,858.84 | 453,858.84 |
| REVENUE BONDS | | | | | | | | | |
| 2012 JUVENILE JUSTICE CENTER | U.S. BANK | MONEY MARKET | | | US BANK MMKT 5 - CT | 9AMMF05B2 | 0.03% | 3,742,527.97 | 3,742,527.97 |
| 2005 LEASE REVENUE REFUNDING BONDS | BNY MELLON | MONEY MARKET | | | WELLS FARGO ADVANTAGE TREASURY PLUS | | 0.01% | 17,163,129.34 | 17,163,129.34 |
| 2005 LEASE REVENUE REFUNDING BONDS | BNY MELLON | INVEST AGREEMENT | 11/22/05 | 01/17/17 | NATIXIS FUNDING CORP. | | 5.005% | 14,906,098.44 | 14,906,098.44 |
| 2006 LEASE REVENUE BONDS (COGEN) | U.S. BANK | MONEY MARKET | | | GOLDMAN SACHS FIN SQ MMKT | 38143H209 | 0.01% | 1,742,047.43 | 1,742,047.43 |
| PENSION OBLIGATION BONDS (POBs) | | | | | | | | | |
| 1996A TAXABLE REFUNDING POBs | BNY MELLON | MONEY MARKET | | | FEDERATED AUTOMATED GOVT CASH RESERVES | | 0.01% | 2,280.50 | 2,280.50 |
| 1996A TAXABLE REFUNDING POBs | BNY MELLON | GOVT SECURITY | 06/22/00 | 09/01/16 | FED NATL MTG ASSN DISC NTS | 31364KQG8 | 0.00% | 30,470,780.77 | 63,282,103.70 |
| 1997A TAXABLE REFUNDING POBs | BNY MELLON | MONEY MARKET | | | FEDERATED AUTOMATED GOVT CASH RESERVES | | 0.01% | 2,324.93 | 2,324.93 |
| 1997A TAXABLE REFUNDING POBs | BNY MELLON | GOVT SECURITY | 06/22/00 | 09/01/21 | FED NATL MTG ASSN DISC NTS | 31364KQH6 | 0.00% | 42,335,324.12 | 77,041,713.85 |
| 2013-14 PREPAID POBs | U.S. BANK | MONEY MARKET | | | FIRST AMERICAN GOVT OBLIGATION FUND CL Y | 31846V203 | 0.01% | 46.64 | 46.64 |
| 2014-15 PREPAID POBs | U.S. BANK | MONEY MARKET | | | FIRST AMERICAN PRIME OBLIGATION FUND CL Z | 31846V625 | 0.02% | 3,452.94 | 3,452.94 |
| RECOVERY BONDS | | | | | | | | | |
| 2005A REFUNDING RECOVERY BONDS | BNY MELLON | MONEY MARKET | | | WELLS FARGO ADVANTAGE TREASURY PLUS | | 0.01% | 22.93 | 22.93 |
| 2005A REFUNDING RECOVERY BONDS | BNY MELLON | INVEST AGREEMENT | 10/25/05 | 06/01/15 | NATIXIS FUNDING CORP. | | 0.08% | 14,500,335.47 | 14,500,335.47 |
| TEETER PLAN | | | | | | | | | |
| OBLIGATION NOTES | U.S. BANK | MONEY MARKET | | | FIRST AMERICAN GOVT OBLIGATION FUND CL Y | 31846V203 | 0.01% | 27,604.98 | 27,604.98 |
| TOTAL OF INVESTMENTS WITH TRUSTEES | | | | | | | | \$ 156,805,917.30 | \$ 225,044,669.02 |

COUNTY OF ORANGE
CEO / PUBLIC FINANCE DEPARTMENT
INVENTORY OF INVESTMENTS WITH TRUSTEES
SUMMARY BY INVESTMENT TYPE
March 31, 2014

| DESCRIPTION | PURCHASE DATE | MATURITY DATE | CUSIP # | INTEREST RATE | BOOK VALUE | MARKET VALUE | ACCRUED INTEREST |
|---|------------------|------------------|-----------|------------------|--------------------------|--------------------------|------------------------|
| MONEY MARKET FUNDS | | | | | | | |
| FEDERATED AUTOMATED GOVT CASH RESERVES | | | | 0.01% | \$ 4,605.43 | \$ 4,605.43 | \$ - |
| FEDERATED US TREASURY CASH SS | | | | 0.01% | 2.58 | 2.58 | - |
| FIRST AMERICAN GOVT OBLIGATION FUND CL D | | | | 0.01% | 11,917,376.46 | 11,917,376.46 | 61.29 |
| FIRST AMERICAN GOVT OBLIGATION FUND CL Y | | | | 0.01% | 27,651.62 | 27,651.62 | 0.01 |
| FIRST AMERICAN PRIME OBLIGATION FUND CL D | | | | 0.02% | 14,014,119.86 | 14,014,119.86 | 191.31 |
| FIRST AMERICAN TREAS OBLIGATION FUND CL D | | | | 0.00% | 451,121.12 | 451,121.12 | - |
| FIRST AMERICAN TREAS OBLIGATION FUND CL Z | | | | 0.02% | 2,297,625.75 | 2,297,625.75 | 31.29 |
| GOLDMAN SACHS FIN SQ MMKT | | | | 0.01% | 1,742,047.43 | 1,742,047.43 | 8.98 |
| INVESCO STIT TREASURY PORTFOLIO | | | | 0.01% | 620,529.79 | 620,529.79 | 4.96 |
| US BANK MMKT 5 -CT | | | | 0.03% | 3,742,527.97 | 3,742,527.97 | 95.36 |
| WELLS FARGO ADVANTAGE TREASURY PLUS | | | | 0.01% | 17,163,152.27 | 17,163,152.27 | 141.94 |
| SUB-TOTAL MONEY MARKET FUNDS | | | | | <u>51,980,760.28</u> | <u>51,980,760.28</u> | <u>535.14</u> |
| INVESTMENT AGREEMENTS | | | | | | | |
| NATIXIS FUNDING CORP. | 10/25/05 | 06/01/15 | | 0.08% | 14,500,335.47 | 14,500,335.47 | 3,258.13 |
| NATIXIS FUNDING CORP. | 11/22/05 | 01/17/17 | | 5.005% | 14,906,098.44 | 14,906,098.44 | 186,512.56 |
| SUB-TOTAL INVESTMENT AGREEMENTS | | | | | <u>29,406,433.91</u> | <u>29,406,433.91</u> | <u>189,770.69</u> |
| US TREASURIES | | | | | | | |
| U.S. TREASURY BOND | 06/01/95 | 11/15/18 | 912810EB0 | 9.00% | 2,558,237.10 | 2,996,792.50 | 59,036.25 |
| U.S. TREASURY STRIPPED | 11/15/96 | 11/15/18 | 912803AP8 | 0.00% | 10,458.00 | 64,908.90 | - |
| U.S. TREASURY STRIPPED | 06/01/95 | 11/15/18 | 912833KT6 | 0.00% | 43,923.12 | 271,955.88 | - |
| SUB-TOTAL US TREASURIES | | | | | <u>2,612,618.22</u> | <u>3,333,657.28</u> | <u>59,036.25</u> |
| GOVERNMENT SECURITIES | | | | | | | |
| FED NATL MTG ASSN DISC NTS | 06/22/00 | 09/01/16 | 31364KQG8 | 0.00% | 30,470,780.77 | 63,282,103.70 | 3,179,195.74 |
| FED NATL MTG ASSN DISC NTS | 06/22/00 | 09/01/21 | 31364KQH6 | 0.00% | 42,335,324.12 | 77,041,713.85 | 3,258,313.59 |
| SUB-TOTAL US GOVERNMENT SECURITIES | | | | | <u>72,806,104.89</u> | <u>140,323,817.55</u> | <u>6,437,509.33</u> |
| TOTAL OF INVESTMENTS WITH TRUSTEES | | | | | <u>\$ 156,805,917.30</u> | <u>\$ 225,044,669.02</u> | <u>\$ 6,686,851.41</u> |
| | | | | | - | - | - |

JOHN WAYNE AIRPORT
INVESTMENT WITH TRUSTEE
FOR THE MONTH ENDED MARCH 2014

Prepared by: Katherine Buranday
Date: 4/8/2014

Trust Officer: Linda Verstuyft
Phone No. (213) 533-8747

| Type of Investment / Interest Rate | Maturity | Reserve Fund | | Principal Acct. | | Interest Acct. | | Cost of Issuance Acct. | |
|--|-----------|-----------------------|-----------------------|-----------------|----------------|----------------|----------------|------------------------|--------|
| | | Market | Cost | Market | Cost | Market | Cost | Market | Cost |
| <u>2009A AIRPORT REVENUE BONDS</u> | | | | | | | | | |
| Principal Cash | N/A | | | 0.00 | 0.00 | 0.00 | 0.00 | | |
| US Bk Mmkt 5 - Ct (Note 1) Interest Rate: 0.03% 9AMMF05B2 | | 0.00 | 0.00 | 1,121,347.19 | 1,121,347.19 | 798,305.57 | 798,305.57 | 0.00 | 0.00 |
| First American Gov't Obligation Fund - Y (Note 2) Interest Rate: 0.00% 31846V203 | | 58,910.82 | 58,910.82 | | | | | | |
| U.S. Treasury Note - Rate: 0.25% - Yield: 0.20% Dated: 10/31/2013 Par Value: \$4,326,000.00 Premium: \$3,054.07 Accrued Int: \$0.00 CUSIP: 912828UT5 | 3/31/2015 | 4,330,715.34 | 4,329,054.07 | | | | | | |
| | | \$4,389,626.16 | \$4,387,964.89 | \$1,121,347.19 | \$1,121,347.19 | \$798,305.57 | \$798,305.57 | \$0.00 | \$0.00 |
| <u>2009B AIRPORT REVENUE BONDS</u> | | | | | | | | | |
| US Bk Mmkt 5 - Ct (Note 1) Interest Rate: 0.03% 9AMMF05B2 | | 0.00 | 0.00 | 4,125,357.55 | 4,125,357.55 | 1,878,734.06 | 1,878,734.06 | 0.00 | 0.00 |
| First American Gov't Obligation Fund - Y (Note 2) Interest Rate: 0.00% 31846V203 | | 122,035.74 | 122,035.74 | | | | | | |
| U.S. Treasury Note - Rate: 0.25% - Yield: 0.160% Dated: 5/30/2013 Par Value: \$9,399,000.00 Premium: \$11,284.25 Accrued Int: \$0.00 CUSIP: 912828TQ3 | 9/30/2014 | 9,406,707.18 | 9,410,284.25 | | | | | | |
| | | \$9,528,742.92 | \$9,532,319.99 | \$4,125,357.55 | \$4,125,357.55 | \$1,878,734.06 | \$1,878,734.06 | \$0.00 | \$0.00 |
| <u>WELLS FARGO BANK</u> | | | | | | | | | |
| Cash - Market Rate and Checking Account (Interest rate is variable) | N/A | <u>\$8,920,454.26</u> | <u>\$8,920,454.26</u> | | | | | | |

(Note 1): US Bank money market deposit account - Interest rate is variable.
(Note 2): 1st American Government Obligation Fund - Y - Interest rate is variable.

Orange County Treasurer-Tax Collector
Portfolio Holdings of Debt Issued by Pool Participants
For the Month Ended March 31, 2014

| | <u>Purchase Date</u> | <u>Maturity</u> | <u>Yield</u> | <u>S&P Rating</u> | <u>Purchase Amount</u> | <u>Account Held In</u> | <u>Current Outstanding</u> | <u>Market Value**</u> |
|---|--------------------------|-----------------|--------------|---------------------------|------------------------------|------------------------|--------------------------------|------------------------------|
| <u>COUNTY OF ORANGE</u> | | | | | | | | |
| Taxable Pension Obligation Bonds, 2014 Series A | 1/14/2014 | 8/1/2014 | 0.65% | AA- | \$ 10,000,000 | Extended Fund * | \$ 10,000,000 | \$ 10,006,000 |
| Taxable Pension Obligation Bonds, 2014 Series A | 1/14/2014 | 11/3/2014 | 0.68% | AA- | 85,000,000 | Extended Fund * | 85,000,000 | 85,104,550 |
| Taxable Pension Obligation Bonds, 2014 Series A | 1/14/2014 | 2/2/2015 | 0.75% | AA- | 85,000,000 | Extended Fund * | 85,000,000 | 85,191,250 |
| Taxable Pension Obligation Bonds, 2014 Series A | 1/14/2014 | 5/1/2015 | 0.80% | AA- | 85,000,000 | Extended Fund * | 85,000,000 | 85,264,350 |
| Taxable Pension Obligation Bonds, 2014 Series A | 1/14/2014 | 6/30/2015 | 0.83% | AA- | 60,405,000 | Extended Fund * | 60,405,000 | 60,636,955 |
| | | | | | <u>\$ 325,405,000</u> | | <u>\$ 325,405,000</u> | <u>\$ 326,203,105</u> |

* Percentage breakdown of Extended Fund ownership:

Orange County Investment Pool - 44.43%

Orange County Educational Investment Pool - 55.57%

**Market values provided by Bloomberg and Northern Trust

County of Orange

Treasurer-Tax Collector's Office

Detail Transaction Report

Transaction Date From 01-Mar-2014 To 31-Mar-2014

| Deal | Issuer | Broker | Inst Type | Maturity Date | Trans Date | Trans Type | Coupon/ Yield(%) | Par Value | Cost | Purchased Interest | (Interest) Amort / (Accret) (Gain) / Loss | Settlement |
|-----------------------------------|--------------------------------|-------------------------------|--------------|------------------|---------------|---------------|---------------------|-----------------|-----------------|-----------------------|---|-----------------|
| Fund: County Money Mkt Fnd | | | | | | | | | | | | |
| 652089 | FED FARM CR BK | /UBS FINANCIAL SERVICES | AGN FLOAT1 | | | | 0.1282 / 0.1382 | | | | | |
| | | | | 5/1/2014 | 3/1/2014 | INT | | 0.00 | 0.00 | 0.00 | (688.33) | 688.33 |
| 680310 | FREDDIE DISCOUNT | /MORGAN STANLEY | AGDN | | | | 0.1550 / 0.1551 | | | | | |
| | | | | 3/3/2014 | 3/3/2014 | MAT | | (5,000,000.00) | (4,996,921.53) | 0.00 | (3,078.47) | 5,000,000.00 |
| 704376 | US TREASURY N/B | /DEUTSCHE | TBILL | | | | 0.0470 / 0.0470 | | | | | |
| | | | | 4/24/2014 | 3/3/2014 | PURC | | 15,000,000.00 | 14,998,981.67 | 0.00 | 0.00 | (14,998,981.67) |
| 704649 | US TREASURY N/B | /DEUTSCHE | TBILL | | | | 0.0520 / 0.0520 | | | | | |
| | | | | 4/24/2014 | 3/4/2014 | PURC | | 25,000,000.00 | 24,998,158.33 | 0.00 | 0.00 | (24,998,158.33) |
| 704651 | TORONTO DOMINION BANK NY | /TDSI | YCD | | | | 0.1200 / 0.1200 | | | | | |
| | | | | 5/16/2014 | 3/4/2014 | PURC | | 10,000,000.00 | 10,000,000.00 | 0.00 | 0.00 | (10,000,000.00) |
| 645748 | FED FARM CR BK | /BARCLAYS CAPITAL | AGN FLOAT3 | | | | 0.1473 / 0.1823 | | | | | |
| | | | | 3/5/2014 | 3/5/2014 | INT | | 0.00 | 0.00 | 0.00 | (10,740.82) | 10,740.82 |
| | | | | 3/5/2014 | 3/5/2014 | MAT | | (40,000,000.00) | (39,990,692.59) | 0.00 | (9,307.41) | 40,000,000.00 |
| 704873 | US TREASURY N/B | /DEUTSCHE | TBILL | | | | 0.0530 / 0.0530 | | | | | |
| | | | | 4/24/2014 | 3/5/2014 | PURC | | 50,000,000.00 | 49,996,319.45 | 0.00 | 0.00 | (49,996,319.44) |
| 704874 | US TREASURY N/B | /MORGAN STANLEY | TBILL | | | | 0.0520 / 0.0520 | | | | | |
| | | | | 4/24/2014 | 3/5/2014 | PURC | | 25,000,000.00 | 24,998,194.45 | 0.00 | 0.00 | (24,998,194.44) |
| 692998 | US TREASURY N/B | /MORGAN STANLEY | TBILL | | | | 0.0475 / 0.0475 | | | | | |
| | | | | 3/6/2014 | 3/6/2014 | MAT | | (50,000,000.00) | (49,995,381.94) | 0.00 | (4,618.06) | 50,000,000.00 |
| 697908 | US TREASURY N/B | /DEUTSCHE | TBILL | | | | 0.0750 / 0.0750 | | | | | |
| | | | | 3/6/2014 | 3/6/2014 | MAT | | (50,000,000.00) | (49,995,729.17) | 0.00 | (4,270.83) | 50,000,000.00 |
| 705124 | US TREASURY N/B | /BARCLAYS CAPITAL | TBILL | | | | 0.0550 / 0.0550 | | | | | |
| | | | | 4/24/2014 | 3/6/2014 | PURC | | 25,000,000.00 | 24,998,128.48 | 0.00 | 0.00 | (24,998,128.47) |
| 705127 | FANNIE MAE | /MORGAN STANLEY | CALLGOVAGY | | | | 1.2000 / 1.1956 | | | | | |
| | | | | 3/10/2017 | 3/6/2014 | PURC | | 10,000,000.00 | 10,059,946.67 | 0.00 | 0.00 | (10,059,946.67) |
| 705128 | FED HM LN BK BD | /DEUTSCHE | AGNF1 | | | | 2.3750 / 0.0550 | | | | | |
| | | | | 3/14/2014 | 3/6/2014 | PURC | | 25,000,000.00 | 25,296,565.80 | 0.00 | 0.00 | (25,296,565.81) |

County of Orange

Treasurer-Tax Collector's Office

Detail Transaction Report

Transaction Date From 01-Mar-2014 To 31-Mar-2014

| Deal | Issuer | Broker | Inst Type | Maturity Date | Trans Date | Trans Type | Coupon/ Yield(%) | Par Value | Cost | Purchased Interest | (Interest) Amort / (Accret) (Gain) / Loss | Settlement |
|-----------------------------------|--------------------------------|--------------------------------|--------------|------------------|---------------|---------------|---------------------|-----------------|-----------------|-----------------------|---|-----------------|
| Fund: County Money Mkt Fnd | | | | | | | | | | | | |
| 690404 | FREDDIE DISCOUNT | /GOLDMAN SACHS GROUP INC | AGDN | | | | 0.1650 / 0.1653 | | | | | |
| | | | | 11/17/2014 | 3/7/2014 | SALE | | (25,000,000.00) | (24,960,927.08) | 0.00 | 14,968,931.25 | 9,991,995.83 |
| 701629 | FHLB DISC CORP | /UBS FINANCE (DE) LLC | AGDN | | | | 0.1050 / 0.1051 | | | | | |
| | | | | 8/6/2014 | 3/7/2014 | SALE | | (13,400,000.00) | (13,393,238.58) | 0.00 | (1,726.00) | 13,394,964.58 |
| 705390 | BERKSHIRE HATHAWAY INC | /CRED SUIS SECURITIES | MTN | | | | 3.2000 / 0.2597 | | | | | |
| | | | | 2/11/2015 | 3/7/2014 | PURC | | 11,000,000.00 | 11,299,508.00 | 25,422.22 | 0.00 | (11,324,930.22) |
| 705391 | US TREASURY N/B | /BNP PARIBAS | TBILL | | | | 0.0560 / 0.0560 | | | | | |
| | | | | 4/24/2014 | 3/7/2014 | PURC | | 25,000,000.00 | 24,998,133.33 | 0.00 | 0.00 | (24,998,133.33) |
| 705127 | FANNIE MAE | /MORGAN STANLEY | CALLGOVAGY | | | | 1.2000 / 1.1956 | | | | | |
| | | | | 3/10/2017 | 3/10/2014 | EPAY PRI | | (10,000,000.00) | (10,059,946.67) | 0.00 | 0.00 | 10,059,946.67 |
| | | | | 3/10/2017 | 3/10/2014 | INT | | 0.00 | 0.00 | 0.00 | (60,000.00) | 60,000.00 |
| 705615 | US TREASURY N/B | /DEUTSCHE | TBILL | | | | 0.0570 / 0.0570 | | | | | |
| | | | | 4/24/2014 | 3/10/2014 | PURC | | 40,000,000.00 | 39,997,150.00 | 0.00 | 0.00 | (39,997,150.00) |
| 690404 | FREDDIE DISCOUNT | /GOLDMAN SACHS GROUP INC | AGDN | | | | 0.1650 / 0.1653 | | | | | |
| | | | | 11/17/2014 | 3/11/2014 | SALE | | (25,000,000.00) | (24,960,927.08) | 0.00 | 19,964,726.94 | 4,996,200.14 |
| 691691 | FREDDIE DISCOUNT | /RBS GREENWICH CAPITAL | AGDN | | | | 0.0900 / 0.0900 | | | | | |
| | | | | 3/19/2014 | 3/11/2014 | SALE | | (24,000,000.00) | (23,994,540.00) | 0.00 | (5,217.33) | 23,999,757.33 |
| 693744 | FNMA DISCOUNT | /NOMURA SECURITIES | AGDN | | | | 0.0700 / 0.0700 | | | | | |
| | | | | 4/2/2014 | 3/11/2014 | SALE | | (41,667,000.00) | (41,659,546.24) | 0.00 | 11,660,462.91 | 29,999,083.33 |
| 700093 | TORONTO DOMINION BANK NY | /TDSI | YCD | | | | 0.1000 / 0.1000 | | | | | |
| | | | | 3/11/2014 | 3/11/2014 | INT | | 0.00 | 0.00 | 0.00 | (916.67) | 916.67 |
| | | | | 3/11/2014 | 3/11/2014 | MAT | | (10,000,000.00) | (10,000,000.00) | 0.00 | 0.00 | 10,000,000.00 |
| 675128 | FED HM LN BK BD | /BNP PARIBAS | AGNF1 | | | | 0.1700 / 0.2078 | | | | | |
| | | | | 9/12/2014 | 3/12/2014 | INT | | 0.00 | 0.00 | 0.00 | (12,750.00) | 12,750.00 |
| 690405 | FNMA DISCOUNT | /DEUTSCHE | AGDN | | | | 0.0850 / 0.0850 | | | | | |
| | | | | 3/12/2014 | 3/12/2014 | MAT | | (50,000,000.00) | (49,989,256.94) | 0.00 | (10,743.06) | 50,000,000.00 |

County of Orange

Treasurer-Tax Collector's Office

Detail Transaction Report

Transaction Date From 01-Mar-2014 To 31-Mar-2014

| Deal | Issuer | Broker | Inst Type | Maturity Date | Trans Date | Trans Type | Coupon/ Yield(%) | Par Value | Cost | Purchased Interest | (Interest) Amort / (Accret) (Gain) / Loss | Settlement |
|-----------------------------------|-----------------|---------------------------------|--------------|------------------|---------------|---------------|---------------------|-----------------|-----------------|-----------------------|---|-----------------|
| Fund: County Money Mkt Fnd | | | | | | | | | | | | |
| 706127 | US TREASURY N/B | /NOMURA SECURITIES | TBILL | | | | 0.0450 / 0.0450 | | | | | |
| | | | | 4/24/2014 | 3/12/2014 | PURC | | 40,000,000.00 | 39,997,850.00 | 0.00 | 0.00 | (39,997,850.00) |
| 693003 | US TREASURY N/B | /JP MORGAN CHASE & CO | TBILL | | | | 0.0500 / 0.0500 | | | | | |
| | | | | 3/13/2014 | 3/13/2014 | MAT | | (50,000,000.00) | (49,994,652.78) | 0.00 | (5,347.22) | 50,000,000.00 |
| 706361 | US TREASURY N/B | /BARCLAYS CAPITAL | TBILL | | | | 0.0450 / 0.0450 | | | | | |
| | | | | 4/24/2014 | 3/13/2014 | PURC | | 10,000,000.00 | 9,999,475.00 | 0.00 | 0.00 | (9,999,475.00) |
| 705128 | FED HM LN BK BD | /DEUTSCHE | AGNF1 | | | | 2.3750 / 0.0550 | | | | | |
| | | | | 3/14/2014 | 3/14/2014 | INT | | 0.00 | 0.00 | 0.00 | (296,875.00) | 296,875.00 |
| | | | | 3/14/2014 | 3/14/2014 | MAT | | (25,000,000.00) | (25,296,565.81) | 0.00 | 296,565.81 | 25,000,000.00 |
| 706674 | US TREASURY N/B | /BARCLAYS CAPITAL | TBILL | | | | 0.0505 / 0.0505 | | | | | |
| | | | | 4/17/2014 | 3/14/2014 | PURC | | 20,000,000.00 | 19,999,046.10 | 0.00 | 0.00 | (19,999,046.11) |
| 698778 | US TREASURY N/B | /BARCLAY CAPITAL | TRBD | | | | 1.2500 / 0.1190 | | | | | |
| | | | | 3/15/2014 | 3/15/2014 | INT | | 0.00 | 0.00 | 0.00 | (312,500.00) | 312,500.00 |
| | | | | 3/15/2014 | 3/15/2014 | MAT | | (50,000,000.00) | (50,070,312.50) | 0.00 | 70,312.50 | 50,000,000.00 |
| 698779 | US TREASURY N/B | /CITIGROUP GLOBAL MARKETS | TRBD | | | | 1.2500 / 0.0875 | | | | | |
| | | | | 3/15/2014 | 3/15/2014 | INT | | 0.00 | 0.00 | 0.00 | (93,750.00) | 93,750.00 |
| | | | | 3/15/2014 | 3/15/2014 | MAT | | (15,000,000.00) | (15,021,679.68) | 0.00 | 21,679.68 | 15,000,000.00 |
| 697660 | FANNIE MAE | /JP MORGAN CHASE & CO | AGNF1 | | | | 3.0000 / 0.1316 | | | | | |
| | | | | 9/16/2014 | 3/16/2014 | INT | | 0.00 | 0.00 | 0.00 | (225,000.00) | 225,000.00 |
| 706884 | FED HM LN BK BD | /JP MORGAN CHASE & CO | AGN FLOAT1 | | | | 0.1350 / 0.0845 | | | | | |
| | | | | 8/15/2014 | 3/17/2014 | PURC | | 25,000,000.00 | 25,005,412.50 | 0.00 | 0.00 | (25,005,412.50) |
| 706899 | FED FARM CR BK | /JEFFERIES & COMPANY | AGN FLOAT1 | | | | 0.0900 / 0.0953 | | | | | |
| | | | | 12/17/2014 | 3/17/2014 | PURC | | 30,000,000.00 | 29,998,818.60 | 0.00 | 0.00 | (29,998,818.60) |
| 707132 | FHLB DISC CORP | /GOLDMAN SACHS GROUP INC | AGDN | | | | 0.0600 / 0.0600 | | | | | |
| | | | | 4/21/2014 | 3/18/2014 | PURC | | 5,000,000.00 | 4,999,716.67 | 0.00 | 0.00 | (4,999,716.67) |
| 707134 | US TREASURY N/B | /TDSI | TBILL | | | | 0.0560 / 0.0560 | | | | | |
| | | | | 4/17/2014 | 3/18/2014 | PURC | | 30,000,000.00 | 29,998,599.99 | 0.00 | 0.00 | (29,998,600.00) |

Deals [Transaction Type] = SE

County of Orange

Treasurer-Tax Collector's Office

Detail Transaction Report

Transaction Date From 01-Mar-2014 To 31-Mar-2014

| Deal | Issuer | Broker | Inst Type | Maturity Date | Trans Date | Trans Type | Coupon/ Yield(%) | Par Value | Cost | Purchased Interest | (Interest) Amort / (Accret) (Gain) / Loss | Settlement |
|-----------------------------------|--------------------------------|-----------------------|--------------|------------------|---------------|---------------|---------------------|-----------------|-----------------|-----------------------|---|-----------------|
| Fund: County Money Mkt Fnd | | | | | | | | | | | | |
| 660322 | TORONTO DOMINION BANK NY | /TDSI | YCDF | | | | 0.2416 / 0.2416 | | | | | |
| | | | | 6/19/2014 | 3/19/2014 | INT | | 0.00 | 0.00 | 0.00 | (1,582.78) | 1,582.78 |
| 707354 | US TREASURY N/B | /NOMURA SECURITIES | TBILL | | | | 0.0570 / 0.0570 | | | | | |
| | | | | 4/24/2014 | 3/19/2014 | PURC | | 20,000,000.00 | 19,998,860.00 | 0.00 | 0.00 | (19,998,860.00) |
| 707636 | ROYAL BANK OF CANADA NY | /RBC | YCDF | | | | 0.1564 / 0.1564 | | | | | |
| | | | | 9/18/2014 | 3/20/2014 | PURC | | 10,000,000.00 | 10,000,086.92 | 0.00 | 0.00 | (10,000,086.92) |
| 707865 | FED HM LN BK BD | /NOMURA SECURITIES | AGNF1 | | | | 1.3750 / 0.0799 | | | | | |
| | | | | 5/28/2014 | 3/21/2014 | PURC | | 8,000,000.00 | 8,053,783.78 | 0.00 | 0.00 | (8,053,783.78) |
| 707866 | FED HM LN BK BD | /NOMURA SECURITIES | AGNF1 | | | | 1.3750 / 0.0799 | | | | | |
| | | | | 5/28/2014 | 3/21/2014 | PURC | | 10,000,000.00 | 10,067,229.72 | 0.00 | 0.00 | (10,067,229.72) |
| 660956 | ROYAL BANK OF CANADA NY | /RBC | YCDF | | | | 0.3030 / 0.3030 | | | | | |
| | | | | 6/24/2014 | 3/24/2014 | INT | | 0.00 | 0.00 | 0.00 | (1,858.51) | 1,858.51 |
| 702987 | ROYAL BANK OF CANADA NY | /RBC | YCDF | | | | 0.2055 / 0.2055 | | | | | |
| | | | | 11/24/2014 | 3/24/2014 | INT | | 0.00 | 0.00 | 0.00 | (1,598.33) | 1,598.33 |
| 708121 | FED HM LN BK BD | /NOMURA SECURITIES | AGNF1 | | | | 1.3750 / 0.0750 | | | | | |
| | | | | 5/28/2014 | 3/24/2014 | PURC | | 25,000,000.00 | 25,168,466.90 | 0.00 | 0.00 | (25,168,466.89) |
| 708123 | US TREASURY N/B | /NOMURA SECURITIES | TBILL | | | | 0.0350 / 0.0350 | | | | | |
| | | | | 4/24/2014 | 3/24/2014 | PURC | | 50,000,000.00 | 49,998,493.05 | 0.00 | 0.00 | (49,998,493.06) |
| 708391 | FREDDIE DISCOUNT | /DEUTSCHE | AGDN | | | | 0.0600 / 0.0600 | | | | | |
| | | | | 7/7/2014 | 3/25/2014 | PURC | | 14,100,000.00 | 14,097,556.00 | 0.00 | 0.00 | (14,097,556.00) |
| 708394 | FANNIE MAE | /BNP PARIBAS | AGNF1 | | | | 1.1250 / 0.0705 | | | | | |
| | | | | 6/27/2014 | 3/25/2014 | PURC | | 30,000,000.00 | 30,163,200.00 | 0.00 | 0.00 | (30,163,200.00) |
| 645232 | ROYAL BANK OF CANADA NY | /RBC | YCDF | | | | 0.3700 / 0.3700 | | | | | |
| | | | | 3/26/2014 | 3/26/2014 | INT | | 0.00 | 0.00 | 0.00 | (14,499.99) | 14,499.99 |
| | | | | 3/26/2014 | 3/26/2014 | MAT | | (20,000,000.00) | (20,000,000.00) | 0.00 | 0.00 | 20,000,000.00 |

County of Orange

Treasurer-Tax Collector's Office

Detail Transaction Report

Transaction Date From 01-Mar-2014 To 31-Mar-2014

| Deal | Issuer | Broker | Inst Type | Maturity Date | Trans Date | Trans Type | Coupon/ Yield(%) | Par Value | Cost | Purchased Interest | (Interest) Amort / (Accret) (Gain) / Loss | Settlement |
|-----------------------------------|--------------------------------|---------------------------------|--------------|------------------|---------------|---------------|---------------------|-----------------|-----------------|-----------------------|---|-----------------|
| Fund: County Money Mkt Fnd | | | | | | | | | | | | |
| 708665 | FNMA DISCOUNT | /DAIWA CAPITAL MARKETS | AGDN | | | | 0.0575 / 0.0575 | | | | | |
| | | | | 6/18/2014 | 3/26/2014 | PURC | | 13,000,000.00 | 12,998,255.83 | 0.00 | 0.00 | (12,998,255.83) |
| 708667 | FHLB DISC CORP | /JEFFERIES & COMPANY | AGDN | | | | 0.0700 / 0.0700 | | | | | |
| | | | | 6/25/2014 | 3/26/2014 | PURC | | 50,000,000.00 | 49,991,152.80 | 0.00 | 0.00 | (49,991,152.78) |
| 708669 | FED HM LN BK BD | /BNP PARIBAS | AGNFI | | | | 0.1900 / 0.0762 | | | | | |
| | | | | 6/26/2014 | 3/26/2014 | PURC | | 32,815,000.00 | 32,839,775.33 | 0.00 | 0.00 | (32,839,775.33) |
| 708673 | TORONTO DOMINION BANK NY | /TDSI | YCD | | | | 0.1100 / 0.1100 | | | | | |
| | | | | 4/30/2014 | 3/26/2014 | PURC | | 30,000,000.00 | 30,000,000.00 | 0.00 | 0.00 | (30,000,000.00) |
| 645746 | FED HM LN BK BD | /CRED SUIS SECURITIES | AGNFI | | | | 0.1250 / 0.1876 | | | | | |
| | | | | 3/27/2014 | 3/27/2014 | INT | | 0.00 | 0.00 | 0.00 | (12,500.00) | 12,500.00 |
| | | | | 3/27/2014 | 3/27/2014 | MAT | | (20,000,000.00) | (19,987,609.44) | 0.00 | (12,390.56) | 20,000,000.00 |
| 708935 | FREDDIE DISCOUNT | /GOLDMAN SACHS GROUP INC | AGDN | | | | 0.0900 / 0.0900 | | | | | |
| | | | | 10/24/2014 | 3/27/2014 | PURC | | 39,200,000.00 | 39,179,322.00 | 0.00 | 0.00 | (39,179,322.00) |
| 708936 | FREDDIE DISCOUNT | /NOMURA SECURITIES | AGDN | | | | 0.0600 / 0.0600 | | | | | |
| | | | | 6/9/2014 | 3/27/2014 | PURC | | 9,500,000.00 | 9,498,828.33 | 0.00 | 0.00 | (9,498,828.33) |
| 709201 | FHLB DISC CORP | /GOLDMAN SACHS GROUP INC | AGDN | | | | 0.0450 / 0.0450 | | | | | |
| | | | | 5/30/2014 | 3/28/2014 | PURC | | 25,000,000.00 | 24,998,031.25 | 0.00 | 0.00 | (24,998,031.25) |
| 709202 | FHLB DISC CORP | /CITIGROUP GLOBAL MARKETS | AGDN | | | | 0.0600 / 0.0600 | | | | | |
| | | | | 6/18/2014 | 3/28/2014 | PURC | | 5,000,000.00 | 4,999,316.67 | 0.00 | 0.00 | (4,999,316.67) |
| 709203 | FHLB DISC CORP | /JEFFERIES & COMPANY | AGDN | | | | 0.0400 / 0.0400 | | | | | |
| | | | | 5/2/2014 | 3/28/2014 | PURC | | 5,000,000.00 | 4,999,805.56 | 0.00 | 0.00 | (4,999,805.56) |
| 709204 | FHLB DISC CORP | /JEFFERIES & COMPANY | AGDN | | | | 0.0450 / 0.0450 | | | | | |
| | | | | 5/19/2014 | 3/28/2014 | PURC | | 5,000,000.00 | 4,999,675.00 | 0.00 | 0.00 | (4,999,675.00) |

County of Orange

Treasurer-Tax Collector's Office

Detail Transaction Report

Transaction Date From 01-Mar-2014 To 31-Mar-2014

| Deal | Issuer | Broker | Inst Type | Maturity Date | Trans Date | Trans Type | Coupon/ Yield(%) | Par Value | Cost | Purchased Interest | (Interest) Amort / (Accret) (Gain) / Loss | Settlement |
|-----------------------------------|---------------------|------------------------------|--------------|------------------|---------------|---------------|---------------------|-----------------------|-----------------------|-----------------------|---|-------------------------|
| Fund: County Money Mkt Fnd | | | | | | | | | | | | |
| 693743 | FREDDIE DISCOUNT | /RBC | AGDN | | | | 0.0600 / 0.0600 | | | | | |
| | | | | 3/31/2014 | 3/31/2014 | MAT | | (10,000,000.00) | (9,998,500.00) | 0.00 | (1,500.00) | 10,000,000.00 |
| 709494 | FREDDIE DISCOUNT | /BARCLAYS CAPITAL | AGDN | | | | 0.0800 / 0.0800 | | | | | |
| | | | | 9/29/2014 | 3/31/2014 | PURC | | 23,642,000.00 | 23,632,438.11 | 0.00 | 0.00 | (23,632,438.12) |
| Sub Total: | | | | | | | | <u>292,190,000.00</u> | <u>292,957,854.23</u> | <u>25,422.22</u> | <u>45,879,219.72</u> | <u>(338,862,496.19)</u> |
| Fund: Extended Fund | | | | | | | | | | | | |
| 704369 | FED HM LN BK BD | /RBC | STEPGOVAGY | | | | 0.6250 / 0.6250 | | | | | |
| | | | | 3/3/2017 | 3/3/2014 | PURC | | 25,000,000.00 | 25,000,000.00 | 0.00 | 0.00 | (25,000,000.00) |
| 704375 | FED HM LN BK BD | /RBC | STEPGOVAGY | | | | 0.6250 / 0.6250 | | | | | |
| | | | | 3/3/2017 | 3/3/2014 | PURC | | 50,000,000.00 | 50,000,000.00 | 0.00 | 0.00 | (50,000,000.00) |
| 704377 | FREDDIE MAC | / | CALLGOVAGY | | | | 0.5500 / 0.5491 | | | | | |
| | | | | 9/4/2015 | 3/3/2014 | PURC | | 25,000,000.00 | 25,068,693.05 | 0.00 | 0.00 | (25,068,693.06) |
| 704378 | FREDDIE MAC | / | CALLGOVAGY | | | | 1.2000 / 1.1968 | | | | | |
| | | | | 3/6/2017 | 3/3/2014 | PURC | | 8,500,000.00 | 8,550,945.09 | 0.00 | 0.00 | (8,550,945.09) |
| 704379 | FREDDIE MAC | / | CALLGOVAGY | | | | 1.2000 / 1.1968 | | | | | |
| | | | | 3/6/2017 | 3/3/2014 | PURC | | 41,500,000.00 | 41,748,731.91 | 0.00 | 0.00 | (41,748,731.91) |
| 612460 | FREDDIE MAC | /BNP PARIBAS | AGNF1 | | | | 0.4500 / 0.4331 | | | | | |
| | | | | 9/4/2015 | 3/4/2014 | INT | | 0.00 | 0.00 | 0.00 | (22,500.00) | 22,500.00 |
| 613215 | FREDDIE MAC | /BNP PARIBAS | AGNF1 | | | | 0.4500 / 0.4398 | | | | | |
| | | | | 9/4/2015 | 3/4/2014 | INT | | 0.00 | 0.00 | 0.00 | (22,500.00) | 22,500.00 |
| 603538 | FED HM LN BK BD | /JEFFERIES & COMPANY | AGNF1 | | | | 2.3750 / 0.2990 | | | | | |
| | | | | 3/14/2014 | 3/6/2014 | SALE | | (20,000,000.00) | (20,849,961.62) | 0.00 | 3,648,315.91 | 17,201,645.71 |
| 603539 | FED HM LN BK BD | /BNP PARIBAS | AGNF1 | | | | 2.3750 / 0.2993 | | | | | |
| | | | | 3/14/2014 | 3/6/2014 | SALE | | (20,000,000.00) | (20,849,847.22) | 0.00 | 612,616.98 | 20,237,230.24 |
| 700524 | US TREASURY N/B | /JP MORGAN CHASE & CO | TBILL | | | | 0.0800 / 0.0800 | | | | | |
| | | | | 3/6/2014 | 3/6/2014 | MAT | | (15,000,000.00) | (14,999,100.00) | 0.00 | 13,399,100.00 | 1,600,000.00 |
| 702979 | FREDDIE MAC | /DAIWA CAPITAL MARKETS | CALLGOVAGY | | | | 1.2000 / 1.1873 | | | | | |
| | | | | 3/6/2017 | 3/6/2014 | EPAY PRI | | (43,000,000.00) | (43,256,916.40) | 0.00 | 0.00 | 43,256,916.40 |
| | | | | 3/6/2017 | 3/6/2014 | INT | | 0.00 | 0.00 | 0.00 | (9,000.00) | 9,000.00 |
| 705122 | FANNIE MAE | / | CALLGOVAGY | | | | 1.2000 / 1.1956 | | | | | |
| | | | | 3/10/2017 | 3/6/2014 | PURC | | 10,000,000.00 | 10,059,946.67 | 0.00 | 0.00 | (10,059,946.67) |

County of Orange

Treasurer-Tax Collector's Office

Detail Transaction Report

Transaction Date From 01-Mar-2014 To 31-Mar-2014

| Deal | Issuer | Broker | Inst Type | Maturity Date | Trans Date | Trans Type | Coupon/ Yield(%) | Par Value | Cost | Purchased Interest | (Interest) Amort / (Accret) (Gain) / Loss | Settlement |
|----------------------------|-----------------|------------------------------|--------------|------------------|---------------|---------------|---------------------|-----------------|-----------------|-----------------------|---|-----------------|
| Fund: Extended Fund | | | | | | | | | | | | |
| 705123 | US TREASURY N/B | /JEFFERIES & COMPANY | TRBD | | | | 1.0000 / 0.5430 | | | | | |
| | | | | 9/30/2016 | 3/6/2014 | PURC | | 50,000,000.00 | 50,582,031.25 | 215,659.34 | 0.00 | (50,797,690.59) |
| 583124 | FED HM LN BK BD | /CANTOR FITZGERALD | AGNF1 | | | | 2.3750 / 0.4091 | | | | | |
| | | | | 3/14/2014 | 3/7/2014 | SALE | | (15,000,000.00) | (15,590,481.25) | 0.00 | 412,548.03 | 15,177,933.22 |
| 585001 | FED FARM CR BK | /JEFFERIES & COMPANY | AGNF1 | | | | 0.4000 / 0.3340 | | | | | |
| | | | | 3/21/2014 | 3/7/2014 | SALE | | (25,000,000.00) | (25,038,644.44) | 0.00 | (10,766.67) | 25,049,411.11 |
| 598647 | FED HM LN BK BD | /JEFFERIES & COMPANY | AGNF1 | | | | 2.3750 / 0.3961 | | | | | |
| | | | | 3/14/2014 | 3/7/2014 | SALE | | (8,000,000.00) | (8,324,481.11) | 0.00 | 229,583.39 | 8,094,897.72 |
| 603538 | FED HM LN BK BD | /JEFFERIES & COMPANY | AGNF1 | | | | 2.3750 / 0.2990 | | | | | |
| | | | | 3/14/2014 | 3/7/2014 | SALE | | (20,000,000.00) | (20,849,961.62) | 0.00 | 17,814,374.98 | 3,035,586.64 |
| 681787 | FED HM LN BK BD | /BNP PARIBAS | AGNF1 | | | | 0.0600 / 0.1000 | | | | | |
| | | | | 3/18/2014 | 3/7/2014 | SALE | | (29,350,000.00) | (29,346,820.42) | 0.00 | (11,455.31) | 29,358,275.73 |
| 705389 | FANNIE MAE | /RBC | CALLGOVAGY | | | | 0.5000 / 0.5000 | | | | | |
| | | | | 3/28/2016 | 3/7/2014 | PURC | | 30,000,000.00 | 30,066,249.99 | 0.00 | 0.00 | (30,066,250.00) |
| 705392 | US TREASURY N/B | /DAIWA CAPITAL MARKETS | TRBD | | | | 1.0000 / 0.5685 | | | | | |
| | | | | 9/30/2016 | 3/7/2014 | PURC | | 50,000,000.00 | 50,548,828.10 | 217,033.00 | 0.00 | (50,765,861.10) |
| 644965 | FREDDIE MAC | /CRED SUIS SECURITIES | AGNF1 | | | | 1.0000 / 0.7027 | | | | | |
| | | | | 3/8/2017 | 3/8/2014 | INT | | 0.00 | 0.00 | 0.00 | (125,000.00) | 125,000.00 |
| 574304 | FREDDIE MAC | /BNP PARIBAS | AGNF1 | | | | 0.3000 / 0.4051 | | | | | |
| | | | | 3/21/2014 | 3/10/2014 | SALE | | (10,000,000.00) | (9,979,016.67) | 0.00 | (35,802.66) | 10,014,819.33 |
| 575957 | FREDDIE MAC | /STERNE AGEE & LEACH | AGNF1 | | | | 0.3000 / 0.3950 | | | | | |
| | | | | 3/21/2014 | 3/10/2014 | SALE | | (10,000,000.00) | (9,982,333.33) | 0.00 | (32,486.00) | 10,014,819.33 |
| 576846 | FREDDIE MAC | /BNP PARIBAS | AGNF1 | | | | 0.3000 / 0.4010 | | | | | |
| | | | | 3/21/2014 | 3/10/2014 | SALE | | (10,000,000.00) | (9,981,536.67) | 0.00 | (33,282.67) | 10,014,819.34 |
| 705616 | US TREASURY N/B | /NOMURA SECURITIES | TRBD | | | | 1.0000 / 0.6565 | | | | | |
| | | | | 10/31/2016 | 3/10/2014 | INT | | 0.00 | 0.00 | 0.00 | (986.58) | 986.58 |
| | | | | 10/31/2016 | 3/10/2014 | PURC | | 50,000,000.00 | 50,449,218.75 | 178,571.43 | 0.00 | (50,627,790.18) |
| 705617 | FREDDIE MAC | / | CALLGOVAGY | | | | 1.0000 / 0.9948 | | | | | |

County of Orange

Treasurer-Tax Collector's Office

Detail Transaction Report

Transaction Date From 01-Mar-2014 To 31-Mar-2014

| Deal | Issuer | Broker | Inst Type | Maturity Date | Trans Date | Trans Type | Coupon/ Yield(%) | Par Value | Cost | Purchased Interest | (Interest) Amort / (Accret) (Gain) / Loss | Settlement |
|--------------|----------------------|---------------------------------|--------------|------------------|---------------|---------------|---------------------|-----------------|-----------------|-----------------------|---|-----------------|
| Fund: | Extended Fund | | | | | | | | | | | |
| 649011 | FED HM LN BK BD | /BNP PARIBAS | AGNF1 | 3/14/2016 | 3/10/2014 | PURC | 1.0000 / 0.4090 | 20,000,000.00 | 20,099,843.58 | 0.00 | 0.00 | (20,099,843.58) |
| 705862 | US TREASURY N/B | /RBS GREENWICH CAPITAL | TRBD | 3/11/2016 | 3/11/2014 | INT | 0.8750 / 0.8016 | 0.00 | 0.00 | 0.00 | (150,000.00) | 150,000.00 |
| 705863 | US TREASURY N/B | /CITIGROUP GLOBAL MARKETS | TRBD | 2/28/2017 | 3/11/2014 | PURC | 1.0000 / 0.6546 | 30,000,000.00 | 30,064,453.11 | 7,846.49 | 0.00 | (30,072,299.60) |
| 705864 | US TREASURY N/B | /NOMURA SECURITIES | TBILL | 10/31/2016 | 3/11/2014 | INT | | 0.00 | 0.00 | 0.00 | (397.67) | 397.67 |
| 705864 | US TREASURY N/B | /NOMURA SECURITIES | TBILL | 10/31/2016 | 3/11/2014 | PURC | 0.0500 / 0.0500 | 20,000,000.00 | 20,180,468.74 | 71,978.03 | 0.00 | (20,252,446.77) |
| 705865 | FHLB DISC CORP | /JEFFERIES & COMPANY | AGDN | 3/20/2014 | 3/11/2014 | PURC | 0.0550 / 0.0550 | 50,000,000.00 | 49,999,375.00 | 0.00 | 0.00 | (49,999,375.00) |
| 705866 | FREDDIE DISCOUNT | /NOMURA SECURITIES | AGDN | 4/17/2014 | 3/11/2014 | PURC | 0.0550 / 0.0550 | 22,043,000.00 | 22,041,753.95 | 0.00 | 0.00 | (22,041,753.96) |
| 705867 | FHLB DISC CORP | /NOMURA SECURITIES | AGDN | 4/21/2014 | 3/11/2014 | PURC | 0.0550 / 0.0550 | 8,000,000.00 | 7,999,498.89 | 0.00 | 0.00 | (7,999,498.89) |
| 691402 | FED HM LN BK BD | /TD SECURITIES | AGNF1 | 4/16/2014 | 3/11/2014 | PURC | 0.1500 / 0.1675 | 10,135,000.00 | 10,134,442.58 | 0.00 | 0.00 | (10,134,442.58) |
| 691403 | FED HM LN BK BD | /TD SECURITIES | AGNF1 | 9/12/2014 | 3/12/2014 | INT | 0.1500 / 0.1675 | 0.00 | 0.00 | 0.00 | (7,602.08) | 7,602.08 |
| 691404 | FED HM LN BK BD | /TD SECURITIES | AGNF1 | 9/12/2014 | 3/12/2014 | INT | 0.1500 / 0.1675 | 0.00 | 0.00 | 0.00 | (18,541.67) | 18,541.67 |
| 691405 | FED HM LN BK BD | /TD SECURITIES | AGNF1 | 9/12/2014 | 3/12/2014 | INT | 0.1500 / 0.1675 | 0.00 | 0.00 | 0.00 | (18,541.67) | 18,541.67 |
| 705864 | US TREASURY N/B | /NOMURA SECURITIES | TBILL | 9/12/2014 | 3/12/2014 | INT | 0.0500 / 0.0500 | 0.00 | 0.00 | 0.00 | (18,541.67) | 18,541.67 |
| 706126 | FANNIE MAE | /DAIWA CAPITAL MARKETS | STPGOVAGY | 3/20/2014 | 3/12/2014 | SALE | 0.7500 / 0.7683 | (50,000,000.00) | (49,999,375.00) | 0.00 | (119.44) | 49,999,494.44 |

County of Orange

Treasurer-Tax Collector's Office

Detail Transaction Report

Transaction Date From 01-Mar-2014 To 31-Mar-2014

| Deal | Issuer | Broker | Inst Type | Maturity Date | Trans Date | Trans Type | Coupon/ Yield(%) | Par Value | Cost | Purchased Interest | (Interest) Amort / (Accret) (Gain) / Loss | Settlement |
|--------------|-----------------|---------------------------|--------------|------------------|---------------|---------------|---------------------|-----------------|-----------------|-----------------------|---|-----------------|
| Fund: | | Extended Fund | | | | | | | | | | |
| | | | | 10/17/2017 | 3/12/2014 | PURC | | 50,000,000.00 | 50,118,541.65 | 0.00 | 0.00 | (50,118,541.67) |
| 656550 | US TREASURY N/B | /CRED SUIS SECURITIES | TRBD | | | | 0.2500 / 0.3491 | | | | | |
| | | | | 9/15/2015 | 3/15/2014 | INT | | 0.00 | 0.00 | 0.00 | (16,250.00) | 16,250.00 |
| 662139 | US TREASURY N/B | /BARCLAYS CAPITAL | TRBD | | | | 0.2500 / 0.4416 | | | | | |
| | | | | 9/15/2015 | 3/15/2014 | INT | | 0.00 | 0.00 | 0.00 | (18,750.00) | 18,750.00 |
| 675627 | US TREASURY N/B | /DEUTSCHE | TRBD | | | | 0.2500 / 0.4092 | | | | | |
| | | | | 9/15/2015 | 3/15/2014 | INT | | 0.00 | 0.00 | 0.00 | (25,000.00) | 25,000.00 |
| 645483 | FED HM LN BK BD | /CANTOR FITZGERALD | AGNF1 | | | | 0.4500 / 0.4530 | | | | | |
| | | | | 3/18/2016 | 3/18/2014 | INT | | 0.00 | 0.00 | 0.00 | (112,500.00) | 112,500.00 |
| 646980 | FREDDIE MAC | /CRED SUIS SECURITIES | CALLGOVAGY | | | | 0.4200 / 0.4241 | | | | | |
| | | | | 9/18/2015 | 3/18/2014 | INT | | 0.00 | 0.00 | 0.00 | (105,000.00) | 105,000.00 |
| 657329 | FREDDIE MAC | /BNP PARIBAS | CALLGOVAGY | | | | 0.3500 / 0.3864 | | | | | |
| | | | | 3/18/2015 | 3/18/2014 | INT | | 0.00 | 0.00 | 0.00 | (8,750.00) | 8,750.00 |
| 672940 | FED HM LN BK BD | /CASTLE OAK SECURITIES | AGNF1 | | | | 0.4500 / 0.7180 | | | | | |
| | | | | 3/18/2016 | 3/18/2014 | INT | | 0.00 | 0.00 | 0.00 | (33,750.00) | 33,750.00 |
| 547992 | FREDDIE MAC | /CASTLE OAK SECURITIES | AGNF1 | | | | 0.5000 / 0.6528 | | | | | |
| | | | | 9/19/2014 | 3/19/2014 | INT | | 0.00 | 0.00 | 0.00 | (25,000.00) | 25,000.00 |
| 633778 | FANNIE MAE | /RBC | CALLGOVAGY | | | | 1.0000 / 0.9441 | | | | | |
| | | | | 9/20/2017 | 3/20/2014 | INT | | 0.00 | 0.00 | 0.00 | (250,000.00) | 250,000.00 |
| 637076 | FANNIE MAE | /RBC | CALLGOVAGY | | | | 1.0000 / 1.0133 | | | | | |
| | | | | 9/20/2017 | 3/20/2014 | INT | | 0.00 | 0.00 | 0.00 | (112,985.00) | 112,985.00 |
| 681786 | FED HM LN BK BD | /BNP PARIBAS | AGNF1 | | | | 0.1250 / 0.1002 | | | | | |
| | | | | 3/27/2014 | 3/20/2014 | SALE | | (40,300,000.00) | (40,307,689.46) | 0.00 | (17,035.58) | 40,324,725.04 |
| 703829 | FHLB DISC CORP | /BANK OF AMERICA | AGDN | | | | 0.0400 / 0.0400 | | | | | |
| | | | | 3/26/2014 | 3/20/2014 | SALE | | (40,000,000.00) | (39,998,800.00) | 0.00 | 14,998,962.50 | 24,999,837.50 |
| 707633 | US TREASURY N/B | /NOMURA SECURITIES | TRBD | | | | 0.3750 / 0.4462 | | | | | |
| | | | | 3/15/2016 | 3/20/2014 | PURC | | 25,000,000.00 | 24,964,843.75 | 1,273.78 | 0.00 | (24,966,117.53) |
| 707634 | US TREASURY N/B | /BARCLAYS CAPITAL | TRBD | | | | 0.2500 / 0.3204 | | | | | |
| | | | | 10/31/2015 | 3/20/2014 | INT | | 0.00 | 0.00 | 0.00 | (265.62) | 265.62 |

County of Orange

Treasurer-Tax Collector's Office

Detail Transaction Report

Transaction Date From 01-Mar-2014 To 31-Mar-2014

| Deal | Issuer | Broker | Inst Type | Maturity Date | Trans Date | Trans Type | Coupon/ Yield(%) | Par Value | Cost | Purchased Interest | (Interest) Amort / (Accret) (Gain) / Loss | Settlement |
|------------------------|-------------------------------|----------------------|--------------|------------------|---------------|---------------|---------------------|-----------------|-----------------|-----------------------|---|-----------------|
| Fund: | | Extended Fund | | | | | | | | | | |
| 707635 FANNIE MAE | / | | CALLGOVAGY | 10/31/2015 | 3/20/2014 | PURC | 0.8850 / 0.8760 | 50,000,000.00 | 49,943,359.35 | 48,076.95 | 0.00 | (49,991,436.30) |
| 577117 FREDDIE MAC | /UBS FINANCIAL SERVICES | AGNF1 | | 3/28/2016 | 3/20/2014 | PURC | 0.3000 / 0.3861 | 10,000,000.00 | 10,044,083.33 | 0.00 | 0.00 | (10,044,083.33) |
| 707867 FANNIE MAE | /DAIWA CAPITAL MARKETS | AGNF1 | | 3/21/2014 | 3/21/2014 | INT | | 0.00 | 0.00 | 0.00 | (15,000.00) | 15,000.00 |
| | | | | 3/21/2014 | 3/21/2014 | MAT | | (10,000,000.00) | (9,985,000.00) | 0.00 | (15,000.00) | 10,000,000.00 |
| 614801 FREDDIE MAC | /UBS FINANCIAL SERVICES | | CALLGOVAGY | 3/30/2016 | 3/21/2014 | PURC | 0.5000 / 0.5000 | 10,000,000.00 | 10,025,220.00 | 0.00 | 0.00 | (10,025,220.00) |
| 667181 MICROSOFT CORP | /BNP PARIBAS | MTN | | 9/25/2015 | 3/25/2014 | INT | 1.6250 / 0.4890 | 0.00 | 0.00 | 0.00 | (25,000.00) | 25,000.00 |
| 670151 FREDDIE MAC | /CANTOR FITZGERALD | | CALLGOVAGY | 9/25/2015 | 3/25/2014 | INT | 0.5000 / 0.4928 | 0.00 | 0.00 | 0.00 | (59,694.38) | 59,694.38 |
| 617566 FANNIE MAE | /JEFFERIES & COMPANY | | CALLGOVAGY | 9/25/2015 | 3/25/2014 | INT | 0.6200 / 0.6200 | 0.00 | 0.00 | 0.00 | (62,500.00) | 62,500.00 |
| 708938 US TREASURY N/B | /NOMURA SECURITIES | TRBD | | 6/27/2016 | 3/27/2014 | LL INTERI | | (22,250,000.00) | (22,255,364.72) | 0.00 | 0.00 | 22,255,364.72 |
| | | | | 6/27/2016 | 3/27/2014 | EPAY PRI | | (22,250,000.00) | (22,255,364.72) | 0.00 | 0.00 | 22,255,364.72 |
| 618771 FANNIE MAE | /JEFFERIES & COMPANY | AGNF1 | | 4/15/2016 | 3/27/2014 | PURC | 0.5000 / 0.4322 | 22,300,000.00 | 22,197,210.94 | 24,964.97 | 0.00 | (22,222,175.91) |
| 618773 FANNIE MAE | /JP MORGAN CHASE & CO | AGNF1 | | 9/28/2015 | 3/28/2014 | INT | 0.5000 / 0.4370 | 0.00 | 0.00 | 0.00 | (37,500.00) | 37,500.00 |
| 619050 FANNIE MAE | /BNP PARIBAS | AGNF1 | | 9/28/2015 | 3/28/2014 | INT | 0.5000 / 0.4626 | 0.00 | 0.00 | 0.00 | (25,000.00) | 25,000.00 |
| 685157 FANNIE MAE | /JEFFERIES & COMPANY | | CALLGOVAGY | 9/28/2015 | 3/28/2014 | INT | 0.8850 / 0.7822 | 0.00 | 0.00 | 0.00 | (37,500.00) | 37,500.00 |

County of Orange

Treasurer-Tax Collector's Office

Detail Transaction Report

Transaction Date From 01-Mar-2014 To 31-Mar-2014

| Deal | Issuer | Broker | Inst Type | Maturity Date | Trans Date | Trans Type | Coupon/ Yield(%) | Par Value | Cost | Purchased Interest | (Interest) Amort / (Accret) (Gain) / Loss | Settlement |
|--------------|-----------------|------------------------------|--------------|------------------|---------------|---------------|---------------------|-----------------|-----------------|-----------------------|---|-----------------|
| Fund: | | Extended Fund | | | | | | | | | | |
| | | | | 3/28/2016 | 3/28/2014 | EPAY PRI | | (20,000,000.00) | (20,068,206.67) | 0.00 | 0.00 | 20,068,206.67 |
| | | | | 3/28/2016 | 3/28/2014 | INT | | 0.00 | 0.00 | 0.00 | (44,250.00) | 44,250.00 |
| 705389 | FANNIE MAE | /RBC | CALLGOVAGY | | | | 0.5000 / 0.5000 | | | | | |
| | | | | 3/28/2016 | 3/28/2014 | EPAY PRI | | (30,000,000.00) | (30,066,250.00) | 0.00 | 0.00 | 30,066,250.00 |
| | | | | 3/28/2016 | 3/28/2014 | INT | | 0.00 | 0.00 | 0.00 | (75,000.00) | 75,000.00 |
| 709198 | US TREASURY N/B | /TDSI | TRBD | | | | 0.2500 / 0.4112 | | | | | |
| | | | | 2/29/2016 | 3/28/2014 | PURC | | 40,000,000.00 | 39,876,562.48 | 7,608.72 | 0.00 | (39,884,171.20) |
| 675626 | FANNIE MAE | /BARCLAYS CAPITAL | AGNF1 | | | | 0.5000 / 0.7393 | | | | | |
| | | | | 3/30/2016 | 3/30/2014 | INT | | 0.00 | 0.00 | 0.00 | (37,500.00) | 37,500.00 |
| 691926 | US TREASURY N/B | /MORGAN STANLEY | TRBD | | | | 1.0000 / 0.8499 | | | | | |
| | | | | 3/31/2017 | 3/30/2014 | INT | | 0.00 | 0.00 | 0.00 | (150,000.00) | 150,000.00 |
| 707867 | FANNIE MAE | /DAIWA CAPITAL MARKETS | AGNF1 | | | | 0.5000 / 0.4927 | | | | | |
| | | | | 3/30/2016 | 3/30/2014 | INT | | 0.00 | 0.00 | 0.00 | (25,000.00) | 25,000.00 |
| 656284 | FANNIE MAE | /CRED SUIS SECURITIES | AGNF1 | | | | 0.3750 / 0.3921 | | | | | |
| | | | | 12/21/2015 | 3/31/2014 | SALE | | (25,000,000.00) | (25,030,010.42) | 0.00 | (4,754.50) | 25,034,764.92 |
| 691409 | US TREASURY N/B | /BARCLAYS CAPITAL | TRBD | | | | 1.0000 / 0.7984 | | | | | |
| | | | | 3/31/2017 | 3/31/2014 | INT | | 0.00 | 0.00 | 0.00 | (250,000.00) | 250,000.00 |
| 691410 | US TREASURY N/B | /BARCLAYS CAPITAL | TRBD | | | | 1.0000 / 0.7984 | | | | | |
| | | | | 3/31/2017 | 3/31/2014 | INT | | 0.00 | 0.00 | 0.00 | (250,000.00) | 250,000.00 |
| 702988 | US TREASURY N/B | /BARCLAYS CAPITAL | TRBD | | | | 1.0000 / 0.5719 | | | | | |
| | | | | 9/30/2016 | 3/31/2014 | INT | | 0.00 | 0.00 | 0.00 | (125,000.00) | 125,000.00 |
| 705123 | US TREASURY N/B | /JEFFERIES & COMPANY | TRBD | | | | 1.0000 / 0.5430 | | | | | |
| | | | | 9/30/2016 | 3/31/2014 | INT | | 0.00 | 0.00 | 0.00 | (250,000.00) | 250,000.00 |
| 705392 | US TREASURY N/B | /DAIWA CAPITAL MARKETS | TRBD | | | | 1.0000 / 0.5685 | | | | | |
| | | | | 9/30/2016 | 3/31/2014 | INT | | 0.00 | 0.00 | 0.00 | (250,000.00) | 250,000.00 |
| 709493 | US TREASURY N/B | /NOMURA SECURITIES | TRBD | | | | 0.2500 / 0.3395 | | | | | |
| | | | | 12/31/2015 | 3/31/2014 | INT | | 0.00 | 0.00 | 0.00 | (85.37) | 85.37 |

Deals [Transaction Type] = SE

County of Orange

Treasurer-Tax Collector's Office

Detail Transaction Report

Transaction Date From 01-Mar-2014 To 31-Mar-2014

| Deal | Issuer | Broker | Inst Type | Maturity Date | Trans Date | Trans Type | Coupon/ Yield(%) | Par Value | Cost | Purchased Interest | (Interest) Amort / (Accret) (Gain) / Loss | Settlement |
|-------------------|------------------------|----------------------------------|--------------|------------------|---------------|---------------|---------------------|-----------------------|-----------------------|-----------------------|---|-------------------------|
| Fund: | | Extended Fund | | | | | | | | | | |
| | | | | 12/31/2015 | 3/31/2014 | PURC | | 25,000,000.00 | 24,960,937.50 | 15,453.30 | 0.00 | (24,976,390.80) |
| Sub Total: | | | | | | | | <u>247,328,000.00</u> | <u>245,710,077.91</u> | <u>788,466.01</u> | <u>48,133,907.25</u> | <u>(294,632,451.23)</u> |
| Fund: | | Educational Money Mkt Fnd | | | | | | | | | | |
| 651826 | FED FARM CR BK | /UBS FINANCIAL SERVICES | AGN FLOAT1 | | | | 0.1282 / 0.1362 | | | | | |
| | | | | 5/1/2014 | 3/1/2014 | INT | | 0.00 | 0.00 | 0.00 | (1,376.67) | 1,376.67 |
| 652085 | FED FARM CR BK | /UBS FINANCIAL SERVICES | AGN FLOAT1 | | | | 0.1282 / 0.1382 | | | | | |
| | | | | 5/1/2014 | 3/1/2014 | INT | | 0.00 | 0.00 | 0.00 | (688.33) | 688.33 |
| 704367 | US TREASURY N/B | /DEUTSCHE | TRBD | | | | 1.7500 / 0.0824 | | | | | |
| | | | | 3/31/2014 | 3/3/2014 | INT | | 0.00 | 0.00 | 0.00 | (818.11) | 818.11 |
| | | | | 3/31/2014 | 3/3/2014 | PURC | | 20,000,000.00 | 20,025,781.24 | 148,895.04 | 0.00 | (20,174,676.28) |
| 704368 | US TREASURY N/B | /BARCLAYS CAPITAL | TRBD | | | | 1.7500 / 0.0824 | | | | | |
| | | | | 3/31/2014 | 3/3/2014 | INT | | 0.00 | 0.00 | 0.00 | (818.11) | 818.11 |
| | | | | 3/31/2014 | 3/3/2014 | PURC | | 20,000,000.00 | 20,025,781.24 | 148,895.04 | 0.00 | (20,174,676.28) |
| 653270 | FANNIE MAE | /CASTLE OAK SECURITIES | AGN FLOAT3 | | | | 0.2876 / 0.1432 | | | | | |
| | | | | 3/4/2014 | 3/4/2014 | INT | | 0.00 | 0.00 | 0.00 | (9,750.00) | 9,750.00 |
| | | | | 3/4/2014 | 3/4/2014 | MAT | | (15,000,000.00) | (15,025,586.30) | 0.00 | 25,586.30 | 15,000,000.00 |
| 656551 | FANNIE MAE | /CASTLE OAK SECURITIES | AGN FLOAT3 | | | | 0.2804 / 0.2270 | | | | | |
| | | | | 3/4/2014 | 3/4/2014 | INT | | 0.00 | 0.00 | 0.00 | (5,200.00) | 5,200.00 |
| | | | | 3/4/2014 | 3/4/2014 | MAT | | (8,000,000.00) | (8,008,561.64) | 0.00 | 8,561.64 | 8,000,000.00 |
| 693455 | FREDDIE DISCOUNT | /BNP PARIBAS | AGDN | | | | 0.0790 / 0.0790 | | | | | |
| | | | | 3/31/2014 | 3/4/2014 | SALE | | (20,000,000.00) | (19,996,006.11) | 0.00 | (3,468.89) | 19,999,475.00 |
| 694769 | FANNIE MAE | /CASTLE OAK SECURITIES | AGN FLOAT3 | | | | 0.2763 / 0.1094 | | | | | |
| | | | | 3/4/2014 | 3/4/2014 | INT | | 0.00 | 0.00 | 0.00 | (3,649.67) | 3,649.67 |
| | | | | 3/4/2014 | 3/4/2014 | MAT | | (5,000,000.00) | (5,002,554.66) | 0.00 | 2,554.66 | 5,000,000.00 |
| 698451 | US TREASURY N/B | /JP MORGAN CHASE & CO | TBILL | | | | 0.1000 / 0.1000 | | | | | |
| | | | | 3/6/2014 | 3/4/2014 | SALE | | (15,000,000.00) | (14,998,458.33) | 0.00 | 13,998,460.00 | 999,998.33 |
| 652280 | WAL-MART STORES INC | /BNP PARIBAS | MTN | | | | 1.6250 / 0.2132 | | | | | |

County of Orange

Treasurer-Tax Collector's Office

Detail Transaction Report

Transaction Date From 01-Mar-2014 To 31-Mar-2014

| Deal | Issuer | Broker | Inst Type | Maturity Date | Trans Date | Trans Type | Coupon/ Yield(%) | Par Value | Cost | Purchased Interest | (Interest) Amort / (Accret) (Gain) / Loss | Settlement |
|--|--------------------------------|------------------------------|--------------|------------------|---------------|---------------|---------------------|-----------------|-----------------|-----------------------|---|----------------|
| Fund: Educational Money Mkt Fnd | | | | | | | | | | | | |
| 694110 | FED HM LN BK BD | /BNP PARIBAS | AGN FLOAT | 4/15/2014 | 3/5/2014 | SALE | 0.0990 / 0.0842 | (12,831,000.00) | (13,002,819.92) | 0.00 | 2,923,292.48 | 10,079,527.44 |
| 691920 | FNMA DISCOUNT | /BNP PARIBAS | AGDN | 3/12/2014 | 3/5/2014 | SALE | 0.0900 / 0.0900 | (20,000,000.00) | (20,001,779.60) | 0.00 | 651.73 | 20,001,127.87 |
| 698451 | US TREASURY N/B | /JP MORGAN CHASE & CO | TBILL | 3/19/2014 | 3/6/2014 | SALE | 0.1000 / 0.1000 | (15,000,000.00) | (14,996,625.00) | 0.00 | (3,158.33) | 14,999,783.33 |
| 705125 | FREDDIE DISCOUNT | /JEFFERIES & COMPANY | AGDN | 3/6/2014 | 3/6/2014 | MAT | 0.0500 / 0.0500 | (15,000,000.00) | (14,998,458.33) | 0.00 | 7,998,458.33 | 7,000,000.00 |
| 693004 | FHLB DISC CORP | /BANK OF AMERICA | AGDN | 3/13/2014 | 3/6/2014 | PURC | 0.0900 / 0.0900 | 7,000,000.00 | 6,999,931.94 | 0.00 | 0.00 | (6,999,931.94) |
| 705125 | FREDDIE DISCOUNT | /JEFFERIES & COMPANY | AGDN | 3/12/2014 | 3/7/2014 | SALE | 0.0500 / 0.0500 | (5,198,000.00) | (5,197,012.38) | 0.00 | (951.52) | 5,197,963.90 |
| 662270 | MICROSOFT CORP | /BNP PARIBAS | MTN | 3/13/2014 | 3/7/2014 | SALE | 2.9500 / 0.3053 | (7,000,000.00) | (6,999,931.94) | 0.00 | (21.39) | 6,999,953.33 |
| 692481 | FREDDIE DISCOUNT | /TD SECURITIES | AGDN | 6/1/2014 | 3/10/2014 | SALE | 0.0890 / 0.0890 | (7,000,000.00) | (7,169,323.00) | 0.00 | 2,097,230.50 | 5,072,092.50 |
| 692483 | FHLB DISC CORP | /DAIWA CAPITAL MARKETS | AGDN | 3/24/2014 | 3/10/2014 | SALE | 0.0900 / 0.0900 | (15,000,000.00) | (14,996,625.42) | 0.00 | 9,996,703.20 | 4,999,922.22 |
| 697338 | TORONTO DOMINION BANK NY | /TDSI | YCD | 3/14/2014 | 3/10/2014 | SALE | 0.1200 / 0.1200 | (15,000,000.00) | (14,996,962.50) | 0.00 | 4,996,973.61 | 9,999,988.89 |
| 701628 | TORONTO DOMINION BANK NY | /TDSI | YCD | 3/10/2014 | 3/10/2014 | INT | | 0.00 | 0.00 | 0.00 | (3,916.67) | 3,916.67 |
| | | | | 3/10/2014 | 3/10/2014 | MAT | | (25,000,000.00) | (25,000,000.00) | 0.00 | 0.00 | 25,000,000.00 |
| | | | | | | | 0.0900 / 0.0900 | | | | | |
| | | | | 3/10/2014 | 3/10/2014 | INT | | 0.00 | 0.00 | 0.00 | (600.00) | 600.00 |
| | | | | 3/10/2014 | 3/10/2014 | MAT | | (10,000,000.00) | (10,000,000.00) | 0.00 | 0.00 | 10,000,000.00 |
| 644505 | FED FARM CR BK | /BNP PARIBAS | AGN FLOAT | | | | 0.1500 / 0.1602 | | | | | |
| | | | | 3/11/2014 | 3/11/2014 | INT | | 0.00 | 0.00 | 0.00 | (5,625.00) | 5,625.00 |

County of Orange

Treasurer-Tax Collector's Office

Detail Transaction Report

Transaction Date From 01-Mar-2014 To 31-Mar-2014

| Deal | Issuer | Broker | Inst Type | Maturity Date | Trans Date | Trans Type | Coupon/ Yield(%) | Par Value | Cost | Purchased Interest | (Interest) Amort / (Accret) (Gain) / Loss | Settlement |
|--|---------------------------|---------------------------------|--------------|------------------|---------------|---------------|---------------------|-----------------|-----------------|-----------------------|---|----------------|
| Fund: Educational Money Mkt Fnd | | | | | | | | | | | | |
| 693009 | FANNIE MAE | /DAIWA CAPITAL MARKETS | AGN FLOAT1 | 3/11/2014 | 3/11/2014 | MAT | 0.1410 / 0.1118 | (15,000,000.00) | (14,999,125.00) | 0.00 | (875.00) | 15,000,000.00 |
| 701840 | FHLB DISC CORP | /JEFFERIES & COMPANY | AGDN | 4/11/2014 | 3/11/2014 | INT | 0.0600 / 0.0600 | 0.00 | 0.00 | 0.00 | (1,176.00) | 1,176.00 |
| 675129 | FED HM LN BK BD | /BNP PARIBAS | AGNF1 | 4/16/2014 | 3/11/2014 | SALE | 0.1700 / 0.2078 | (10,000,000.00) | (9,999,050.00) | 0.00 | (450.00) | 9,999,500.00 |
| 687723 | FED HM LN BK BD | /CASTLE OAK SECURITIES | AGNF1 | 9/12/2014 | 3/12/2014 | INT | 5.2500 / 0.1726 | 0.00 | 0.00 | 0.00 | (12,750.00) | 12,750.00 |
| 692535 | FREDDIE DISCOUNT | /CITIGROUP GLOBAL MARKETS | AGDN | 9/12/2014 | 3/12/2014 | INT | 0.0890 / 0.0890 | 0.00 | 0.00 | 0.00 | (53,418.75) | 53,418.75 |
| 692481 | FREDDIE DISCOUNT | /TD SECURITIES | AGDN | 3/24/2014 | 3/12/2014 | SALE | 0.0890 / 0.0890 | (25,000,000.00) | (24,994,437.50) | 0.00 | 19,994,512.50 | 4,999,925.00 |
| 662270 | MICROSOFT CORP | /BNP PARIBAS | MTN | 3/24/2014 | 3/13/2014 | SALE | 2.9500 / 0.3053 | (15,000,000.00) | (14,996,625.42) | 0.00 | 6,996,718.31 | 7,999,907.11 |
| 690657 | FANNIE MAE | /TD SECURITIES | AGNF1 | 6/1/2014 | 3/14/2014 | SALE | 1.2500 / 0.1422 | (7,000,000.00) | (7,169,323.00) | 0.00 | 5,140,634.44 | 2,028,688.56 |
| 692482 | FHLB DISC CORP | /DAIWA CAPITAL MARKETS | AGDN | 3/14/2014 | 3/14/2014 | INT | | 0.00 | 0.00 | 0.00 | (15,625.00) | 15,625.00 |
| | | | | 3/14/2014 | 3/14/2014 | MAT | | (2,500,000.00) | (2,514,711.39) | 0.00 | 14,711.39 | 2,500,000.00 |
| | | | | | | | 0.1100 / 0.1100 | | | | | |
| 693223 | FED FARM CR BK | /NOMURA SECURITIES | AGN FLOAT1 | 4/25/2014 | 3/14/2014 | SALE | 0.1466 / 0.1044 | (16,954,000.00) | (16,947,628.12) | 0.00 | 8,948,094.79 | 7,999,533.33 |
| 706676 | BERKSHIRE HATHAWAY INC | /CRED SUIS SECURITIES | MTN | 7/14/2014 | 3/14/2014 | INT | 3.2000 / 0.2553 | 0.00 | 0.00 | 0.00 | (1,038.33) | 1,038.33 |
| 696084 | US TREASURY N/B | /BARCLAYS CAPITAL | TRBD | 2/11/2015 | 3/14/2014 | PURC | 1.2500 / 0.0481 | 1,325,000.00 | 1,360,374.85 | 3,886.67 | 0.00 | (1,364,261.52) |
| | | | | 3/15/2014 | 3/15/2014 | INT | | 0.00 | 0.00 | 0.00 | (156,250.00) | 156,250.00 |

County of Orange

Treasurer-Tax Collector's Office

Detail Transaction Report

Transaction Date From 01-Mar-2014 To 31-Mar-2014

| Deal | Issuer | Broker | Inst Type | Maturity Date | Trans Date | Trans Type | Coupon/ Yield(%) | Par Value | Cost | Purchased Interest | (Interest) Amort / (Accret) (Gain) / Loss | Settlement |
|--|--------------------------------|---------------------------------|--------------|------------------|---------------|---------------|---------------------|-----------------|-----------------|-----------------------|---|-----------------|
| Fund: Educational Money Mkt Fnd | | | | | | | | | | | | |
| | | | | 3/15/2014 | 3/15/2014 | MAT | | (25,000,000.00) | (25,049,804.68) | 0.00 | 49,804.68 | 25,000,000.00 |
| 696324 | FED HM LN BK BD | /TDSI | AGN FLOAT1 | | | | 0.1100 / 0.1100 | | | | | |
| | | | | 7/15/2014 | 3/15/2014 | INT | | 0.00 | 0.00 | 0.00 | (4,083.35) | 4,083.35 |
| 671681 | FANNIE MAE | /DEUTSCHE | AGNF1 | | | | 3.0000 / 0.2096 | | | | | |
| | | | | 9/16/2014 | 3/16/2014 | INT | | 0.00 | 0.00 | 0.00 | (150,000.00) | 150,000.00 |
| 687724 | FANNIE MAE | /CASTLE OAK SECURITIES | AGNF1 | | | | 3.0000 / 0.1723 | | | | | |
| | | | | 9/16/2014 | 3/16/2014 | INT | | 0.00 | 0.00 | 0.00 | (23,880.00) | 23,880.00 |
| 659832 | TORONTO DOMINION | /TDSI | YCDF | | | | 0.2425 / 0.2425 | | | | | |
| | | | | 6/17/2014 | 3/17/2014 | INT | | 0.00 | 0.00 | 0.00 | (1,533.75) | 1,533.75 |
| 706893 | TORONTO DOMINION BANK NY | /TDSI | YCD | | | | 0.1200 / 0.1200 | | | | | |
| | | | | 5/23/2014 | 3/17/2014 | PURC | | 10,000,000.00 | 10,000,000.00 | 0.00 | 0.00 | (10,000,000.00) |
| 645233 | ROYAL BANK OF CANADA NY | /RBC | YCDF | | | | 0.3700 / 0.3700 | | | | | |
| | | | | 3/26/2014 | 3/18/2014 | SALE | | (25,000,000.00) | (25,000,000.00) | 0.00 | 17,995,080.68 | 7,004,919.32 |
| 647927 | WAL-MART STORES INC | /BNP PARIBAS | MTN | | | | 1.6250 / 0.2720 | | | | | |
| | | | | 4/15/2014 | 3/18/2014 | SALE | | (3,000,000.00) | (3,041,070.00) | 0.00 | 1,025,153.50 | 2,015,916.50 |
| 692482 | FHLB DISC CORP | /DAIWA CAPITAL MARKETS | AGDN | | | | 0.1100 / 0.1100 | | | | | |
| | | | | 4/25/2014 | 3/18/2014 | SALE | | (16,954,000.00) | (16,947,628.12) | 0.00 | 7,994,106.36 | 8,953,521.76 |
| 692535 | FREDDIE DISCOUNT | /CITIGROUP GLOBAL MARKETS | AGDN | | | | 0.0890 / 0.0890 | | | | | |
| | | | | 3/24/2014 | 3/19/2014 | SALE | | (25,000,000.00) | (24,994,437.50) | 0.00 | 13,994,498.61 | 10,999,938.89 |
| 693009 | FANNIE MAE | /DAIWA CAPITAL MARKETS | AGN FLOAT1 | | | | 0.1410 / 0.1118 | | | | | |
| | | | | 4/11/2014 | 3/20/2014 | SALE | | (12,000,000.00) | (12,001,738.68) | 0.00 | 6,001,308.18 | 6,000,430.50 |
| 695832 | MICROSOFT CORP | /UBS FINANCIAL SERVICES | MTN | | | | 2.9500 / 0.1561 | | | | | |
| | | | | 6/1/2014 | 3/20/2014 | SALE | | (20,000,000.00) | (20,213,940.00) | 0.00 | 18,185,150.11 | 2,028,789.89 |
| 687725 | FREDDIE MAC | /CASTLE OAK SECURITIES | AGNF1 | | | | 0.7500 / 0.1723 | | | | | |

County of Orange

Treasurer-Tax Collector's Office

Detail Transaction Report

Transaction Date From 01-Mar-2014 To 31-Mar-2014

| Deal | Issuer | Broker | Inst Type | Maturity Date | Trans Date | Trans Type | Coupon/ Yield(%) | Par Value | Cost | Purchased Interest | (Interest) Amort / (Accret) (Gain) / Loss | Settlement |
|--|---------------------------------|------------|--------------|------------------|---------------|---------------|---------------------|-----------------|-----------------|-----------------------|---|-----------------|
| Fund: Educational Money Mkt Fnd | | | | | | | | | | | | |
| 678633 FANNIE MAE | /BNP PARIBAS | AGN FLOAT1 | | 9/22/2014 | 3/22/2014 | INT | 0.3600 / 0.1482 | 0.00 | 0.00 | 0.00 | (19,743.75) | 19,743.75 |
| 697658 FANNIE MAE | /BNP PARIBAS | AGN FLOAT1 | | 6/23/2014 | 3/23/2014 | INT | 0.3600 / 0.0979 | 0.00 | 0.00 | 0.00 | (1,656.00) | 1,656.00 |
| 692481 FREDDIE DISCOUNT | /TD SECURITIES | AGDN | | 6/23/2014 | 3/23/2014 | INT | 0.0890 / 0.0890 | 0.00 | 0.00 | 0.00 | (9,090.00) | 9,090.00 |
| 692535 FREDDIE DISCOUNT | /CITIGROUP GLOBAL MARKETS | AGDN | | 3/24/2014 | 3/24/2014 | MAT | 0.0890 / 0.0890 | (15,000,000.00) | (14,996,625.42) | 0.00 | 12,996,625.42 | 2,000,000.00 |
| 708122 US TREASURY N/B | /NOMURA SECURITIES | TBILL | | 3/24/2014 | 3/24/2014 | MAT | 0.0370 / 0.0370 | (25,000,000.00) | (24,994,437.50) | 0.00 | 15,994,437.50 | 9,000,000.00 |
| 708124 US TREASURY N/B | /CASTLE OAK SECURITIES | TRBD | | 3/27/2014 | 3/24/2014 | PURC | 1.7500 / 0.0466 | 25,000,000.00 | 24,999,922.93 | 0.00 | 0.00 | (24,999,922.92) |
| 693222 FED HM LN BK BD | /JEFFERIES & COMPANY | AGNF1 | | 3/31/2014 | 3/24/2014 | INT | | 0.00 | 0.00 | 0.00 | (325.38) | 325.38 |
| | | | | 3/31/2014 | 3/24/2014 | PURC | | 7,000,000.00 | 7,002,300.20 | 59,219.61 | 0.00 | (7,061,519.81) |
| | | | | 3/25/2014 | 3/25/2014 | INT | 0.1700 / 0.1100 | 0.00 | 0.00 | 0.00 | (3,187.50) | 3,187.50 |
| | | | | 3/25/2014 | 3/25/2014 | MAT | | (3,750,000.00) | (3,752,178.58) | 0.00 | 2,178.58 | 3,750,000.00 |
| 708389 US TREASURY N/B | /DEUTSCHE | TBILL | | | | | 0.0450 / 0.0450 | | | | | |
| | | | | 3/27/2014 | 3/25/2014 | PURC | | 50,000,000.00 | 49,999,875.00 | 0.00 | 0.00 | (49,999,875.00) |
| 708390 US TREASURY N/B | /DAIWA CAPITAL MARKETS | TBILL | | | | | 0.0400 / 0.0400 | | | | | |
| | | | | 3/27/2014 | 3/25/2014 | PURC | | 50,000,000.00 | 49,999,888.90 | 0.00 | 0.00 | (49,999,888.89) |
| 708395 FED HM LN BK BD | /JEFFERIES & COMPANY | AGNF1 | | | | | 0.1250 / 0.0501 | | | | | |
| | | | | 3/27/2014 | 3/25/2014 | PURC | | 10,000,000.00 | 10,006,222.16 | 0.00 | 0.00 | (10,006,222.16) |
| 645233 ROYAL BANK OF CANADA NY | /RBC | YCDF | | | | | 0.3700 / 0.3700 | | | | | |
| | | | | 3/26/2014 | 3/26/2014 | INT | | 0.00 | 0.00 | 0.00 | (13,050.00) | 13,050.00 |
| | | | | 3/26/2014 | 3/26/2014 | MAT | | (25,000,000.00) | (25,000,000.00) | 0.00 | 7,000,000.00 | 18,000,000.00 |
| 693752 FED FARM CR BK | /NOMURA SECURITIES | AGN FLOAT1 | | | | | 0.1046 / 0.1142 | | | | | |

County of Orange

Treasurer-Tax Collector's Office

Detail Transaction Report

Transaction Date From 01-Mar-2014 To 31-Mar-2014

| Deal | Issuer | Broker | Inst Type | Maturity Date | Trans Date | Trans Type | Coupon/ Yield(%) | Par Value | Cost | Purchased Interest | (Interest) Amort / (Accret) (Gain) / Loss | Settlement |
|--|-----------------|--------------------------------|--------------|------------------|---------------|---------------|---------------------|-----------------|-----------------|-----------------------|---|-----------------|
| Fund: Educational Money Mkt Fnd | | | | | | | | | | | | |
| 708666 | FHLB DISC CORP | /NOMURA SECURITIES | AGDN | 3/26/2014 | 3/26/2014 | INT | | 0.00 | 0.00 | 0.00 | (1,102.50) | 1,102.50 |
| | | | | 3/26/2014 | 3/26/2014 | MAT | | (15,000,000.00) | (14,999,874.72) | 0.00 | (125.28) | 15,000,000.00 |
| | | | | | | | 0.0600 / 0.0600 | | | | | |
| 708670 | FANNIE MAE | /TDSI | AGNF1 | 5/2/2014 | 3/26/2014 | PURC | | 9,300,000.00 | 9,299,426.50 | 0.00 | 0.00 | (9,299,426.50) |
| | | | | | | | 0.3750 / 0.1622 | | | | | |
| 708671 | FANNIE MAE | /GOLDMAN SACHS GROUP INC | AGNF1 | 3/16/2015 | 3/26/2014 | PURC | | 5,100,000.00 | 5,111,068.62 | 0.00 | 0.00 | (5,111,068.62) |
| | | | | | | | 0.7500 / 0.1376 | | | | | |
| 708672 | US TREASURY N/B | /NOMURA SECURITIES | TBILL | 12/19/2014 | 3/26/2014 | PURC | | 13,176,000.00 | 13,261,523.22 | 0.00 | 0.00 | (13,261,523.22) |
| | | | | | | | 0.0440 / 0.0440 | | | | | |
| 642209 | FED FARM CR BK | /RBC | AGN FLOAT1 | 3/27/2014 | 3/26/2014 | PURC | | 50,000,000.00 | 49,999,938.90 | 0.00 | 0.00 | (49,999,938.89) |
| | | | | | | | 0.3659 / 0.1839 | | | | | |
| 662453 | FREDDIE MAC | /JEFFERIES & COMPANY | AGNF1 | 3/27/2014 | 3/27/2014 | INT | | 0.00 | 0.00 | 0.00 | (5,287.21) | 5,287.21 |
| | | | | 3/27/2014 | 3/27/2014 | MAT | | (7,240,000.00) | (7,259,111.19) | 0.00 | 19,111.19 | 7,240,000.00 |
| | | | | | | | 0.1450 / 0.1668 | | | | | |
| 693224 | FED HM LN BK BD | /TDSI | AGN FLOAT1 | 3/27/2014 | 3/27/2014 | INT | | 0.00 | 0.00 | 0.00 | (7,250.00) | 7,250.00 |
| | | | | 3/27/2014 | 3/27/2014 | MAT | | (10,000,000.00) | (9,998,510.33) | 0.00 | (1,489.67) | 10,000,000.00 |
| | | | | | | | 0.1150 / 0.1200 | | | | | |
| 694495 | FED HM LN BK BD | /BNP PARIBAS | AGN FLOAT1 | 6/27/2014 | 3/27/2014 | INT | | 0.00 | 0.00 | 0.00 | (2,041.68) | 2,041.68 |
| | | | | | | | 0.1250 / 0.1025 | | | | | |
| 708122 | US TREASURY N/B | /NOMURA SECURITIES | TBILL | 5/27/2014 | 3/27/2014 | INT | | 0.00 | 0.00 | 0.00 | (4,472.20) | 4,472.20 |
| | | | | | | | 0.0370 / 0.0370 | | | | | |
| 708389 | US TREASURY N/B | /DEUTSCHE | TBILL | 3/27/2014 | 3/27/2014 | MAT | | (25,000,000.00) | (24,999,922.92) | 0.00 | (77.08) | 25,000,000.00 |
| | | | | | | | 0.0450 / 0.0450 | | | | | |
| 708390 | US TREASURY N/B | /DAIWA CAPITAL MARKETS | TBILL | 3/27/2014 | 3/27/2014 | MAT | | (50,000,000.00) | (49,999,875.00) | 0.00 | (125.00) | 50,000,000.00 |
| | | | | | | | 0.0400 / 0.0400 | | | | | |
| 708395 | FED HM LN BK BD | /JEFFERIES & COMPANY | AGNF1 | 3/27/2014 | 3/27/2014 | MAT | | (50,000,000.00) | (49,999,888.89) | 0.00 | (111.11) | 50,000,000.00 |
| | | | | | | | 0.1250 / 0.0501 | | | | | |
| | | | | 3/27/2014 | 3/27/2014 | INT | | 0.00 | 0.00 | 0.00 | (6,250.00) | 6,250.00 |
| | | | | 3/27/2014 | 3/27/2014 | MAT | | (10,000,000.00) | (10,006,222.16) | 0.00 | 6,222.16 | 10,000,000.00 |

County of Orange

Treasurer-Tax Collector's Office

Detail Transaction Report

Transaction Date From 01-Mar-2014 To 31-Mar-2014

| Deal | Issuer | Broker | Inst Type | Maturity Date | Trans Date | Trans Type | Coupon/ Yield(%) | Par Value | Cost | Purchased Interest | (Interest) Amort / (Accret) (Gain) / Loss | Settlement |
|--|---------------------|------------------------------|--------------|------------------|---------------|---------------|---------------------|-----------------|-----------------|-----------------------|---|-----------------|
| Fund: Educational Money Mkt Fnd | | | | | | | | | | | | |
| 708672 | US TREASURY N/B | /NOMURA SECURITIES | TBILL | | | | 0.0440 / 0.0440 | | | | | |
| | | | | 3/27/2014 | 3/27/2014 | MAT | | (50,000,000.00) | (49,999,938.89) | 0.00 | (61.11) | 50,000,000.00 |
| 708933 | US TREASURY N/B | /DAIWA CAPITAL MARKETS | TRBD | | | | 0.2500 / 0.0409 | | | | | |
| | | | | 3/31/2014 | 3/27/2014 | INT | | 0.00 | 0.00 | 0.00 | (337.72) | 337.72 |
| | | | | 3/31/2014 | 3/27/2014 | PURC | | 50,000,000.00 | 50,001,151.00 | 61,464.09 | 0.00 | (50,062,615.09) |
| 708934 | US TREASURY N/B | /DAIWA CAPITAL MARKETS | TRBD | | | | 0.2500 / 0.0409 | | | | | |
| | | | | 3/31/2014 | 3/27/2014 | INT | | 0.00 | 0.00 | 0.00 | (337.72) | 337.72 |
| | | | | 3/31/2014 | 3/27/2014 | PURC | | 50,000,000.00 | 50,001,151.00 | 61,464.09 | 0.00 | (50,062,615.09) |
| 708937 | US TREASURY N/B | /DAIWA CAPITAL MARKETS | TRBD | | | | 0.2500 / 0.0409 | | | | | |
| | | | | 3/31/2014 | 3/27/2014 | INT | | 0.00 | 0.00 | 0.00 | (337.72) | 337.72 |
| | | | | 3/31/2014 | 3/27/2014 | PURC | | 50,000,000.00 | 50,001,151.00 | 61,464.09 | 0.00 | (50,062,615.09) |
| 709199 | FANNIE MAE | /BNP PARIBAS | AGNF1 | | | | 4.1250 / 0.0500 | | | | | |
| | | | | 4/15/2014 | 3/28/2014 | PURC | | 4,554,000.00 | 4,647,810.05 | 0.00 | 0.00 | (4,647,810.05) |
| 709200 | FANNIE MAE | /BNP PARIBAS | AGNF1 | | | | 2.5000 / 0.0600 | | | | | |
| | | | | 5/15/2014 | 3/28/2014 | PURC | | 2,070,000.00 | 2,095,707.35 | 0.00 | 0.00 | (2,095,707.35) |
| 709205 | FREDDIE DISCOUNT | /FTN | AGDN | | | | 0.0600 / 0.0600 | | | | | |
| | | | | 6/27/2014 | 3/28/2014 | PURC | | 5,550,000.00 | 5,549,158.25 | 0.00 | 0.00 | (5,549,158.25) |
| 704367 | US TREASURY N/B | /DEUTSCHE | TRBD | | | | 1.7500 / 0.0824 | | | | | |
| | | | | 3/31/2014 | 3/31/2014 | INT | | 0.00 | 0.00 | 0.00 | (951.09) | 951.09 |
| | | | | 3/31/2014 | 3/31/2014 | INT | | 0.00 | 0.00 | 0.00 | (175,951.09) | 175,951.09 |
| | | | | 3/31/2014 | 3/31/2014 | MAT | | (20,000,000.00) | (20,025,781.24) | 0.00 | 25,781.24 | 20,000,000.00 |
| 704368 | US TREASURY N/B | /BARCLAYS CAPITAL | TRBD | | | | 1.7500 / 0.0824 | | | | | |
| | | | | 3/31/2014 | 3/31/2014 | INT | | 0.00 | 0.00 | 0.00 | (951.09) | 951.09 |
| | | | | 3/31/2014 | 3/31/2014 | INT | | 0.00 | 0.00 | 0.00 | (175,951.09) | 175,951.09 |
| | | | | 3/31/2014 | 3/31/2014 | MAT | | (20,000,000.00) | (20,025,781.24) | 0.00 | 25,781.24 | 20,000,000.00 |
| 708124 | US TREASURY N/B | /CASTLE OAK SECURITIES | TRBD | | | | 1.7500 / 0.0466 | | | | | |
| | | | | 3/31/2014 | 3/31/2014 | INT | | 0.00 | 0.00 | 0.00 | (332.88) | 332.88 |
| | | | | 3/31/2014 | 3/31/2014 | INT | | 0.00 | 0.00 | 0.00 | (61,582.88) | 61,582.88 |

County of Orange

Treasurer-Tax Collector's Office

Detail Transaction Report

Transaction Date From 01-Mar-2014 To 31-Mar-2014

| Deal | Issuer | Broker | Inst Type | Maturity Date | Trans Date | Trans Type | Coupon/ Yield(%) | Par Value | Cost | Purchased Interest | (Interest) Amort / (Accret) (Gain) / Loss | Settlement |
|------------|-----------------|------------------------------|--------------|------------------|---------------|---------------|---------------------|------------------|------------------|-----------------------|---|----------------|
| Fund: | | Educational Money Mkt Fnd | | | | | | | | | | |
| 708666 | FHLB DISC CORP | /NOMURA SECURITIES | AGDN | 3/31/2014 | 3/31/2014 | MAT | 0.0600 / 0.0600 | (7,000,000.00) | (7,002,300.20) | 0.00 | 2,300.20 | 7,000,000.00 |
| 708933 | US TREASURY N/B | /DAIWA CAPITAL MARKETS | TRBD | 5/2/2014 | 3/31/2014 | SALE | 0.2500 / 0.0409 | (9,300,000.00) | (9,299,426.50) | 0.00 | (242.83) | 9,299,669.33 |
| 708934 | US TREASURY N/B | /DAIWA CAPITAL MARKETS | TRBD | 3/31/2014 | 3/31/2014 | INT | | 0.00 | 0.00 | 0.00 | (339.67) | 339.67 |
| | | | | 3/31/2014 | 3/31/2014 | INT | | 0.00 | 0.00 | 0.00 | (62,839.67) | 62,839.67 |
| | | | | 3/31/2014 | 3/31/2014 | MAT | | (50,000,000.00) | (50,001,151.00) | 0.00 | 1,151.00 | 50,000,000.00 |
| | | | | | | | 0.2500 / 0.0409 | | | | | |
| | | | | 3/31/2014 | 3/31/2014 | INT | | 0.00 | 0.00 | 0.00 | (339.67) | 339.67 |
| 708937 | US TREASURY N/B | /DAIWA CAPITAL MARKETS | TRBD | 3/31/2014 | 3/31/2014 | INT | | 0.00 | 0.00 | 0.00 | (62,839.67) | 62,839.67 |
| | | | | 3/31/2014 | 3/31/2014 | INT | | 0.00 | 0.00 | 0.00 | (62,839.67) | 62,839.67 |
| | | | | 3/31/2014 | 3/31/2014 | MAT | | (50,000,000.00) | (50,001,151.00) | 0.00 | 1,151.00 | 50,000,000.00 |
| | | | | | | | 0.2500 / 0.0409 | | | | | |
| | | | | 3/31/2014 | 3/31/2014 | INT | | 0.00 | 0.00 | 0.00 | (339.67) | 339.67 |
| 709495 | FED FARM CR BK | /TD SECURITIES | AGNF1 | 3/31/2014 | 3/31/2014 | INT | | 0.00 | 0.00 | 0.00 | (62,839.67) | 62,839.67 |
| | | | | 3/31/2014 | 3/31/2014 | INT | | 0.00 | 0.00 | 0.00 | (62,839.67) | 62,839.67 |
| | | | | 3/31/2014 | 3/31/2014 | MAT | | (50,000,000.00) | (50,001,151.00) | 0.00 | 1,151.00 | 50,000,000.00 |
| | | | | | | | 0.3000 / 0.0883 | | | | | |
| | | | | 7/18/2014 | 3/31/2014 | PURC | | 2,000,000.00 | 2,002,464.67 | 0.00 | 0.00 | (2,002,464.67) |
| Sub Total: | | | | | | | | (478,652,000.00) | (479,232,923.31) | 545,288.63 | 183,321,054.06 | 295,366,580.64 |
| Fund: | | 283-John Wayne Airport | | | | | | | | | | |
| 703309 | FED HM LN BK BD | /JP MORGAN CHASE & CO | AGN FLOAT1 | | | | 0.0990 / 0.0956 | | | | | |
| 691921 | FNMA DISCOUNT | /JP MORGAN CHASE & CO | AGDN | 5/1/2014 | 3/1/2014 | INT | | 0.00 | 0.00 | 0.00 | (53.90) | 53.90 |
| 704366 | US TREASURY N/B | /DEUTSCHE | TRBD | 3/3/2014 | 3/3/2014 | MAT | | (1,100,000.00) | (1,099,796.50) | 0.00 | (203.50) | 1,100,000.00 |
| 645750 | FANNIE MAE | /BARCLAYS CAPITAL | AGN FLOAT3 | 3/31/2014 | 3/3/2014 | INT | | 0.00 | 0.00 | 0.00 | (81.81) | 81.81 |
| | | | | 3/31/2014 | 3/3/2014 | PURC | | 2,000,000.00 | 2,002,578.12 | 14,889.51 | 0.00 | (2,017,467.63) |
| | | | | | | | 0.3112 / 0.1868 | | | | | |
| | | | | 3/4/2014 | 3/4/2014 | INT | | 0.00 | 0.00 | 0.00 | (1,328.55) | 1,328.55 |

County of Orange
Treasurer-Tax Collector's Office
Detail Transaction Report

Transaction Date From 01-Mar-2014 To 31-Mar-2014

| Deal | Issuer | Broker | Inst Type | Maturity Date | Trans Date | Trans Type | Coupon/ Yield(%) | Par Value | Cost | Purchased Interest | (Interest) Amort / (Accret) (Gain) / Loss | Settlement |
|------------------------------|------------------------------|--------------------------|--------------|------------------|---------------|---------------|---------------------|----------------|----------------|-----------------------|---|----------------|
| Fund: 283-John Wayne Airport | | | | | | | | | | | | |
| 704648 | US TREASURY N/B | /DEUTSCHE | TRBD | 3/4/2014 | 3/4/2014 | MAT | 1.7500 / 0.0730 | (2,000,000.00) | (2,002,745.60) | 0.00 | 2,745.60 | 2,000,000.00 |
| | | | | 3/31/2014 | 3/4/2014 | INT | | 0.00 | 0.00 | 0.00 | (82.34) | 82.34 |
| | | | | 3/31/2014 | 3/4/2014 | PURC | | 2,000,000.00 | 2,002,500.00 | 14,986.19 | 0.00 | (2,017,486.19) |
| 704871 | FREDDIE DISCOUNT | /JEFFERIES & COMPANY | AGDN | | | | 0.0650 / 0.0650 | | | | | |
| | | | | 3/10/2014 | 3/5/2014 | PURC | | 500,000.00 | 499,995.49 | 0.00 | 0.00 | (499,995.49) |
| 704872 | FHLB DISC CORP | /DEUTSCHE | AGDN | | | | 0.0600 / 0.0600 | | | | | |
| | | | | 3/13/2014 | 3/5/2014 | PURC | | 500,000.00 | 499,993.33 | 0.00 | 0.00 | (499,993.33) |
| 700044 | US TREASURY N/B | /BARCLAYS CAPITAL | TBILL | | | | 0.1250 / 0.1250 | | | | | |
| | | | | 3/6/2014 | 3/6/2014 | MAT | | (1,000,000.00) | (999,899.31) | 0.00 | (100.69) | 1,000,000.00 |
| 700045 | US TREASURY N/B | /DEUTSCHE | TBILL | | | | 0.0930 / 0.0930 | | | | | |
| | | | | 3/6/2014 | 3/6/2014 | MAT | | (1,000,000.00) | (999,925.08) | 0.00 | (74.92) | 1,000,000.00 |
| 705126 | FHLB DISC CORP | /TD SECURITIES | AGDN | | | | 0.0700 / 0.0700 | | | | | |
| | | | | 4/11/2014 | 3/6/2014 | PURC | | 640,000.00 | 639,955.20 | 0.00 | 0.00 | (639,955.20) |
| 705384 | BERKSHIRE HATHAWAY INC | /CRED SUIS SECURITIES | MTN | | | | 3.2000 / 0.2597 | | | | | |
| | | | | 2/11/2015 | 3/7/2014 | PURC | | 500,000.00 | 513,614.00 | 1,155.56 | 0.00 | (514,769.56) |
| 705386 | FANNIE MAE | /DEUTSCHE | AGNF1 | | | | 4.1250 / 0.0589 | | | | | |
| | | | | 4/15/2014 | 3/7/2014 | PURC | | 745,000.00 | 760,317.08 | 0.00 | 0.00 | (760,317.08) |
| 705388 | FANNIE MAE | /MORGAN STANLEY | AGNF1 | | | | 1.2500 / 0.0667 | | | | | |
| | | | | 3/14/2014 | 3/7/2014 | PURC | | 200,000.00 | 201,247.39 | 0.00 | 0.00 | (201,247.39) |
| 709743 | U.S. TREAS MMF - NT - JWA | / | NTSWEEPJWA | | | | 0.0109 / 0.0109 | | | | | |
| | | | | 3/10/2014 | 3/7/2014 | PURC | | 201,247.39 | 201,247.39 | 0.00 | 0.00 | (201,247.39) |
| 669676 | FANNIE MAE | /DEUTSCHE | AGNF1 | | | | 1.5000 / 0.2013 | | | | | |
| | | | | 9/8/2014 | 3/8/2014 | INT | | 0.00 | 0.00 | 0.00 | (3,037.50) | 3,037.50 |
| 704871 | FREDDIE DISCOUNT | /JEFFERIES & COMPANY | AGDN | | | | 0.0650 / 0.0650 | | | | | |
| | | | | 3/10/2014 | 3/10/2014 | MAT | | (500,000.00) | (499,995.49) | 0.00 | (4.51) | 500,000.00 |
| 709743 | U.S. TREAS MMF - NT - JWA | / | NTSWEEPJWA | | | | 0.0109 / 0.0109 | | | | | |
| | | | | 3/10/2014 | 3/10/2014 | INT | | 0.00 | 0.00 | 0.00 | (0.18) | 0.18 |
| | | | | 3/10/2014 | 3/10/2014 | MAT | | (201,247.39) | (201,247.39) | 0.00 | 0.00 | 201,247.39 |
| 644506 | FED FARM CR BK | /BNP PARIBAS | AGN FLOATI | | | | 0.1500 / 0.1602 | | | | | |
| | | | | 3/11/2014 | 3/11/2014 | INT | | 0.00 | 0.00 | 0.00 | (750.00) | 750.00 |

County of Orange

Treasurer-Tax Collector's Office

Detail Transaction Report

Transaction Date From 01-Mar-2014 To 31-Mar-2014

| Deal | Issuer | Broker | Inst Type | Maturity Date | Trans Date | Trans Type | Coupon/ Yield(%) | Par Value | Cost | Purchased Interest | (Interest) Amort / (Accret) (Gain) / Loss | Settlement |
|-------------------------------------|-----------------|------------------------|--------------|------------------|---------------|---------------|---------------------|----------------|----------------|-----------------------|---|----------------|
| Fund: 283-John Wayne Airport | | | | | | | | | | | | |
| 705868 | FHLB DISC CORP | /BANK OF AMERICA | AGDN | 3/11/2014 | 3/11/2014 | MAT | 0.0700 / 0.0700 | (2,000,000.00) | (1,999,883.33) | 0.00 | (116.67) | 2,000,000.00 |
| 705869 | FNMA DISCOUNT | /DEUTSCHE | AGDN | 5/16/2014 | 3/11/2014 | PURC | 0.1000 / 0.1000 | 800,000.00 | 799,897.33 | 0.00 | 0.00 | (799,897.33) |
| 690407 | FED HM LN BK BD | /DEUTSCHE | AGNF1 | 7/23/2014 | 3/11/2014 | PURC | 5.2500 / 0.1800 | 706,000.00 | 705,737.21 | 0.00 | 0.00 | (705,737.21) |
| 667933 | FED FARM CR BK | /DEUTSCHE | AGN FLOAT1 | 9/12/2014 | 3/12/2014 | INT | 0.3535 / 0.1110 | 0.00 | 0.00 | 0.00 | (5,643.75) | 5,643.75 |
| 694113 | FANNIE MAE | /NOMURA SECURITIES | AGNF1 | 6/13/2014 | 3/13/2014 | INT | 2.7500 / 0.2040 | 0.00 | 0.00 | 0.00 | (1,665.56) | 1,665.56 |
| 695262 | FANNIE MAE | /TDSI | AGNF1 | 3/13/2014 | 3/13/2014 | INT | | 0.00 | 0.00 | 0.00 | (6,875.00) | 6,875.00 |
| | | | | 3/13/2014 | 3/13/2014 | MAT | | (500,000.00) | (506,676.89) | 0.00 | 6,676.89 | 500,000.00 |
| | | | | | | | 2.7500 / 0.1133 | | | | | |
| 699521 | US TREASURY N/B | /MORGAN STANLEY | TBILL | 3/13/2014 | 3/13/2014 | INT | | 0.00 | 0.00 | 0.00 | (17,875.00) | 17,875.00 |
| | | | | 3/13/2014 | 3/13/2014 | MAT | | (1,300,000.00) | (1,317,613.84) | 0.00 | 17,613.84 | 1,300,000.00 |
| | | | | | | | 0.0650 / 0.0650 | | | | | |
| 704121 | FANNIE MAE | /NOMURA SECURITIES | AGNF1 | 3/13/2014 | 3/13/2014 | MAT | 2.7500 / 1.0790 | (1,000,000.00) | (999,931.39) | 0.00 | (68.61) | 1,000,000.00 |
| 704872 | FHLB DISC CORP | /DEUTSCHE | AGDN | 3/13/2014 | 3/13/2014 | INT | | 0.00 | 0.00 | 0.00 | (4,675.00) | 4,675.00 |
| | | | | 3/13/2014 | 3/13/2014 | MAT | | (340,000.00) | (344,540.76) | 0.00 | 4,540.76 | 340,000.00 |
| | | | | | | | 0.0600 / 0.0600 | | | | | |
| 706359 | FED FARM CR BK | /CASTLE OAK SECURITIES | AGN FLOAT3 | 3/13/2014 | 3/13/2014 | MAT | 0.2219 / 0.0801 | (500,000.00) | (499,993.33) | 0.00 | (6.67) | 500,000.00 |
| 706360 | FHLB DISC CORP | /NOMURA SECURITIES | AGDN | 7/16/2014 | 3/13/2014 | PURC | 0.0650 / 0.0650 | 3,700,000.00 | 3,703,056.96 | 0.00 | 0.00 | (3,703,056.96) |
| 664365 | FED HM LN BK BD | /CRED SUIS SECURITIES | AGNF1 | 3/21/2014 | 3/13/2014 | PURC | 0.1250 / 0.1697 | 675,000.00 | 674,990.25 | 0.00 | 0.00 | (674,990.25) |
| 687733 | FED HM LN BK BD | /FTN FINANCIAL | AGNF1 | 3/14/2014 | 3/14/2014 | INT | | 0.00 | 0.00 | 0.00 | (93.75) | 93.75 |
| | | | | 3/14/2014 | 3/14/2014 | MAT | | (150,000.00) | (150,016.46) | 0.00 | 16.46 | 150,000.00 |
| | | | | | | | 2.3750 / 0.1211 | | | | | |
| | | | | 3/14/2014 | 3/14/2014 | INT | | 0.00 | 0.00 | 0.00 | (11,875.00) | 11,875.00 |

County of Orange

Treasurer-Tax Collector's Office

Detail Transaction Report

Transaction Date From 01-Mar-2014 To 31-Mar-2014

| Deal | Issuer | Broker | Inst Type | Maturity Date | Trans Date | Trans Type | Coupon/ Yield(%) | Par Value | Cost | Purchased Interest | (Interest) Amort / (Accret) (Gain) / Loss | Settlement |
|-------------------------------------|---------------------------|--------------------------|--------------|------------------|---------------|---------------|---------------------|----------------|----------------|-----------------------|---|----------------|
| Fund: 283-John Wayne Airport | | | | | | | | | | | | |
| 689088 | FED HM LN BK BD | /TDSI | AGNF1 | 3/14/2014 | 3/14/2014 | MAT | 2.3750 / 0.1325 | (1,000,000.00) | (1,011,504.03) | 0.00 | 11,504.03 | 1,000,000.00 |
| | | | | 3/14/2014 | 3/14/2014 | INT | | 0.00 | 0.00 | 0.00 | (5,937.50) | 5,937.50 |
| | | | | 3/14/2014 | 3/14/2014 | MAT | | (500,000.00) | (505,751.39) | 0.00 | 5,751.39 | 500,000.00 |
| 690658 | FANNIE MAE | /TD SECURITIES | AGNF1 | 3/14/2014 | 3/14/2014 | MAT | 1.2500 / 0.1422 | (500,000.00) | (502,942.28) | 0.00 | 2,942.28 | 500,000.00 |
| | | | | 3/14/2014 | 3/14/2014 | INT | | 0.00 | 0.00 | 0.00 | (3,125.00) | 3,125.00 |
| | | | | 3/14/2014 | 3/14/2014 | MAT | | (500,000.00) | (502,942.28) | 0.00 | 2,942.28 | 500,000.00 |
| 694114 | FED HM LN BK BD | /MORGAN STANLEY | AGNF1 | 3/14/2014 | 3/14/2014 | MAT | 2.3750 / 0.0935 | (600,000.00) | (607,014.58) | 0.00 | 7,014.58 | 600,000.00 |
| | | | | 3/14/2014 | 3/14/2014 | INT | | 0.00 | 0.00 | 0.00 | (7,125.00) | 7,125.00 |
| | | | | 3/14/2014 | 3/14/2014 | MAT | | (600,000.00) | (607,014.58) | 0.00 | 7,014.58 | 600,000.00 |
| 694288 | FED HM LN BK BD | /NOMURA SECURITIES | AGNF1 | 3/14/2014 | 3/14/2014 | MAT | 2.3750 / 0.1866 | (250,000.00) | (252,876.99) | 0.00 | 2,876.99 | 250,000.00 |
| | | | | 3/14/2014 | 3/14/2014 | INT | | 0.00 | 0.00 | 0.00 | (2,968.75) | 2,968.75 |
| | | | | 3/14/2014 | 3/14/2014 | MAT | | (250,000.00) | (252,876.99) | 0.00 | 2,876.99 | 250,000.00 |
| 695015 | FED HM LN BK BD | /TDSI | AGNF1 | 3/14/2014 | 3/14/2014 | MAT | 2.3750 / 0.0964 | (1,000,000.00) | (1,011,698.83) | 0.00 | 11,698.83 | 1,000,000.00 |
| | | | | 3/14/2014 | 3/14/2014 | INT | | 0.00 | 0.00 | 0.00 | (11,875.00) | 11,875.00 |
| | | | | 3/14/2014 | 3/14/2014 | MAT | | (1,000,000.00) | (1,011,698.83) | 0.00 | 11,698.83 | 1,000,000.00 |
| 701841 | FHLB DISC CORP | /NOMURA SECURITIES | AGDN | 7/18/2014 | 3/14/2014 | SALE | 0.0950 / 0.0950 | (1,000,000.00) | (999,604.17) | 0.00 | 499,744.17 | 499,860.00 |
| | | | | 3/14/2014 | 3/14/2014 | INT | | 0.00 | 0.00 | 0.00 | (1,250.00) | 1,250.00 |
| | | | | 3/14/2014 | 3/14/2014 | MAT | | (200,000.00) | (201,247.39) | 0.00 | 1,247.39 | 200,000.00 |
| 706675 | BERKSHIRE HATHAWAY INC | /CRED SUIS SECURITIES | MTN | 2/11/2015 | 3/14/2014 | PURC | 0.0500 / 0.0500 | 500,000.00 | 513,349.00 | 1,466.67 | 0.00 | (514,815.67) |
| | | | | 3/26/2014 | 3/14/2014 | PURC | | 2,000,000.00 | 1,999,966.67 | 0.00 | 0.00 | (1,999,966.67) |
| | | | | 3/18/2014 | 3/14/2014 | PURC | | 2,000,000.00 | 2,000,586.67 | 0.00 | 0.00 | (2,000,586.67) |
| 706677 | FHLB DISC CORP | /JEFFERIES & COMPANY | AGDN | 3/17/2014 | 3/17/2014 | MAT | 0.0900 / 0.0900 | (1,000,000.00) | (999,815.00) | 0.00 | (185.00) | 1,000,000.00 |
| | | | | 3/17/2014 | 3/17/2014 | MAT | | (1,000,000.00) | (999,815.00) | 0.00 | (185.00) | 1,000,000.00 |
| | | | | 3/17/2014 | 3/17/2014 | MAT | | (1,000,000.00) | (999,815.00) | 0.00 | (185.00) | 1,000,000.00 |

County of Orange

Treasurer-Tax Collector's Office

Detail Transaction Report

Transaction Date From 01-Mar-2014 To 31-Mar-2014

| Deal | Issuer | Broker | Inst Type | Maturity Date | Trans Date | Trans Type | Coupon/ Yield(%) | Par Value | Cost | Purchased Interest | (Interest) Amort / (Accret) (Gain) / Loss | Settlement |
|-------------------------------------|----------------------------|--------------------------------|--------------|------------------|---------------|---------------|---------------------|----------------|----------------|-----------------------|---|----------------|
| Fund: 283-John Wayne Airport | | | | | | | | | | | | |
| 706885 | FED HM LN BK BD | /JP MORGAN CHASE & CO | AGN FLOAT1 | | | | 0.1350 / 0.0845 | | | | | |
| | | | | 8/15/2014 | 3/17/2014 | PURC | | 1,000,000.00 | 1,000,216.50 | 0.00 | 0.00 | (1,000,216.50) |
| 706678 | FED HM LN BK BD | /NOMURA SECURITIES | AGNF1 | | | | 0.0600 / 0.0600 | | | | | |
| | | | | 3/18/2014 | 3/18/2014 | INT | | 0.00 | 0.00 | 0.00 | (600.00) | 600.00 |
| | | | | 3/18/2014 | 3/18/2014 | MAT | | (2,000,000.00) | (2,000,586.67) | 0.00 | 586.67 | 2,000,000.00 |
| 707131 | FREDDIE DISCOUNT | /GOLDMAN SACHS GROUP INC | AGDN | | | | 0.0700 / 0.0700 | | | | | |
| | | | | 4/9/2014 | 3/18/2014 | PURC | | 500,000.00 | 499,978.61 | 0.00 | 0.00 | (499,978.61) |
| 707133 | FED FARM CR BK | /JP MORGAN CHASE & CO | AGN FLOAT1 | | | | 0.1645 / 0.0816 | | | | | |
| | | | | 8/27/2014 | 3/18/2014 | PURC | | 1,000,000.00 | 1,000,452.82 | 0.00 | 0.00 | (1,000,452.82) |
| 707355 | FED FARM CR BK | /DAIWA CAPITAL MARKETS | AGN FLOAT1 | | | | 0.1053 / 0.0733 | | | | | |
| | | | | 5/5/2014 | 3/19/2014 | PURC | | 1,315,000.00 | 1,315,108.71 | 0.00 | 0.00 | (1,315,108.71) |
| 663446 | FANNIE MAE | /CRED SUIS SECURITIES | AGNF1 | | | | 1.3500 / 0.1726 | | | | | |
| | | | | 3/21/2014 | 3/21/2014 | INT | | 0.00 | 0.00 | 0.00 | (2,902.50) | 2,902.50 |
| | | | | 3/21/2014 | 3/21/2014 | MAT | | (430,000.00) | (435,279.33) | 0.00 | 5,279.33 | 430,000.00 |
| 664366 | FANNIE MAE | /CRED SUIS SECURITIES | AGNF1 | | | | 1.3500 / 0.1700 | | | | | |
| | | | | 3/21/2014 | 3/21/2014 | INT | | 0.00 | 0.00 | 0.00 | (675.00) | 675.00 |
| | | | | 3/21/2014 | 3/21/2014 | MAT | | (100,000.00) | (101,231.55) | 0.00 | 1,231.55 | 100,000.00 |
| 706360 | FHLB DISC CORP | /NOMURA SECURITIES | AGDN | | | | 0.0650 / 0.0650 | | | | | |
| | | | | 3/21/2014 | 3/21/2014 | MAT | | (675,000.00) | (674,990.25) | 0.00 | (9.75) | 675,000.00 |
| 707864 | FED HM LN BK BD | /NOMURA SECURITIES | AGNF1 | | | | 1.3750 / 0.1273 | | | | | |
| | | | | 5/28/2014 | 3/21/2014 | PURC | | 820,000.00 | 825,439.04 | 0.00 | 0.00 | (825,439.04) |
| 670153 | FANNIE MAE | /BARCLAYS CAPITAL | AGN FLOAT1 | | | | 0.3600 / 0.1509 | | | | | |
| | | | | 6/23/2014 | 3/23/2014 | INT | | 0.00 | 0.00 | 0.00 | (630.00) | 630.00 |
| 660957 | ROYAL BANK OF CANADA NY | /RBC | YCDF | | | | 0.3030 / 0.3030 | | | | | |
| | | | | 6/24/2014 | 3/24/2014 | INT | | 0.00 | 0.00 | 0.00 | (206.50) | 206.50 |

County of Orange

Treasurer-Tax Collector's Office

Detail Transaction Report

Transaction Date From 01-Mar-2014 To 31-Mar-2014

| Deal | Issuer | Broker | Inst Type | Maturity Date | Trans Date | Trans Type | Coupon/ Yield(%) | Par Value | Cost | Purchased Interest | (Interest) Amort / (Accret) (Gain) / Loss | Settlement |
|-------------------------------------|---------------------------|-------------------------------|--------------|------------------|---------------|---------------|---------------------|----------------|----------------|-----------------------|---|--------------|
| Fund: 283-John Wayne Airport | | | | | | | | | | | | |
| 670154 | FED FARM CR BK | /MORGAN STANLEY | AGN FLOAT3 | | | | 0.2160 / 0.1063 | | | | | |
| | | | | 3/24/2014 | 3/24/2014 | INT | | 0.00 | 0.00 | 0.00 | (1,059.51) | 1,059.51 |
| | | | | 3/24/2014 | 3/24/2014 | MAT | | (2,000,000.00) | (2,001,948.70) | 0.00 | 1,948.70 | 2,000,000.00 |
| 708119 | FHLB DISC CORP | /NOMURA SECURITIES | AGDN | | | | 0.1000 / 0.1000 | | | | | |
| | | | | 7/9/2014 | 3/24/2014 | PURC | | 700,000.00 | 699,791.94 | 0.00 | 0.00 | (699,791.94) |
| 708120 | FHLB DISC CORP | /BARCLAYS CAPITAL | AGDN | | | | 0.1100 / 0.1100 | | | | | |
| | | | | 8/1/2014 | 3/24/2014 | PURC | | 520,000.00 | 519,793.44 | 0.00 | 0.00 | (519,793.44) |
| 708125 | BERKSHIRE HATHAWAY INC | /BARCLAYS CAPITAL | MTNFFDIC | | | | 0.9358 / 0.2026 | | | | | |
| | | | | 8/15/2014 | 3/24/2014 | PURC | | 100,000.00 | 100,385.63 | 0.00 | 0.00 | (100,385.63) |
| 706677 | FHLB DISC CORP | /JEFFERIES & COMPANY | AGDN | | | | 0.0500 / 0.0500 | | | | | |
| | | | | 3/26/2014 | 3/26/2014 | MAT | | (2,000,000.00) | (1,999,966.67) | 0.00 | (33.33) | 2,000,000.00 |
| 708664 | FNMA DISCOUNT | /NOMURA SECURITIES | AGDN | | | | 0.1100 / 0.1100 | | | | | |
| | | | | 7/30/2014 | 3/26/2014 | PURC | | 500,000.00 | 499,807.50 | 0.00 | 0.00 | (499,807.50) |
| 708668 | FNMA DISCOUNT | /NOMURA SECURITIES | AGDN | | | | 0.0800 / 0.0800 | | | | | |
| | | | | 6/4/2014 | 3/26/2014 | PURC | | 900,000.00 | 899,860.00 | 0.00 | 0.00 | (899,860.00) |
| 707133 | FED FARM CR BK | /JP MORGAN CHASE & CO | AGN FLOAT1 | | | | 0.1645 / 0.0816 | | | | | |
| | | | | 8/27/2014 | 3/27/2014 | INT | | 0.00 | 0.00 | 0.00 | (127.94) | 127.94 |
| 708939 | FNMA DISCOUNT | /NOMURA SECURITIES | AGDN | | | | 0.0600 / 0.0600 | | | | | |
| | | | | 4/21/2014 | 3/27/2014 | PURC | | 700,000.00 | 699,970.83 | 0.00 | 0.00 | (699,970.83) |
| 708940 | FHLB DISC CORP | /NOMURA SECURITIES | AGDN | | | | 0.0800 / 0.0800 | | | | | |
| | | | | 6/18/2014 | 3/27/2014 | PURC | | 700,000.00 | 699,870.89 | 0.00 | 0.00 | (699,870.89) |
| 695510 | US TREASURY N/B | /UBS FINANCIAL SERVICES | TRBD | | | | 0.2500 / 0.0737 | | | | | |
| | | | | 3/31/2014 | 3/31/2014 | INT | | 0.00 | 0.00 | 0.00 | (10.19) | 10.19 |
| | | | | 3/31/2014 | 3/31/2014 | INT | | 0.00 | 0.00 | 0.00 | (1,885.19) | 1,885.19 |
| | | | | 3/31/2014 | 3/31/2014 | MAT | | (1,500,000.00) | (1,500,585.94) | 0.00 | 585.94 | 1,500,000.00 |
| 699523 | US TREASURY N/B | /BARCLAYS CAPITAL | TRBD | | | | 1.7500 / 0.1081 | | | | | |

County of Orange

Treasurer-Tax Collector's Office

Detail Transaction Report

Transaction Date From 01-Mar-2014 To 31-Mar-2014

| Deal | Issuer | Broker | Inst Type | Maturity Date | Trans Date | Trans Type | Coupon/ Yield(%) | Par Value | Cost | Purchased Interest | (Interest) Amort / (Accret) (Gain) / Loss | Settlement |
|--|-----------------|--------------------------|--------------|------------------|---------------|---------------|---------------------|-----------------------|-----------------------|-----------------------|---|-------------------|
| Fund: 283-John Wayne Airport | | | | | | | | | | | | |
| | | | | 3/31/2014 | 3/31/2014 | INT | | 0.00 | 0.00 | 0.00 | (47.55) | 47.55 |
| | | | | 3/31/2014 | 3/31/2014 | INT | | 0.00 | 0.00 | 0.00 | (8,797.55) | 8,797.55 |
| | | | | 3/31/2014 | 3/31/2014 | MAT | | (1,000,000.00) | (1,002,539.06) | 0.00 | 2,539.06 | 1,000,000.00 |
| 704366 | US TREASURY N/B | /DEUTSCHE | TRBD | | | | 1.7500 / 0.0824 | | | | | |
| | | | | 3/31/2014 | 3/31/2014 | INT | | 0.00 | 0.00 | 0.00 | (95.11) | 95.11 |
| | | | | 3/31/2014 | 3/31/2014 | INT | | 0.00 | 0.00 | 0.00 | (17,595.11) | 17,595.11 |
| | | | | 3/31/2014 | 3/31/2014 | MAT | | (2,000,000.00) | (2,002,578.12) | 0.00 | 2,578.12 | 2,000,000.00 |
| 704648 | US TREASURY N/B | /DEUTSCHE | TRBD | | | | 1.7500 / 0.0730 | | | | | |
| | | | | 3/31/2014 | 3/31/2014 | INT | | 0.00 | 0.00 | 0.00 | (95.11) | 95.11 |
| | | | | 3/31/2014 | 3/31/2014 | INT | | 0.00 | 0.00 | 0.00 | (17,595.11) | 17,595.11 |
| | | | | 3/31/2014 | 3/31/2014 | MAT | | (2,000,000.00) | (2,002,500.00) | 0.00 | 2,500.00 | 2,000,000.00 |
| 709496 | FHLB DISC CORP | /NOMURA SECURITIES | AGDN | | | | 0.0800 / 0.0800 | | | | | |
| | | | | 6/18/2014 | 3/31/2014 | PURC | | 1,000,000.00 | 999,824.44 | 0.00 | 0.00 | (999,824.44) |
| 709497 | FANNIE MAE | /JP MORGAN CHASE & CO | AGN FLOAT1 | | | | 0.3477 / 0.0553 | | | | | |
| | | | | 8/25/2014 | 3/31/2014 | PURC | | 2,750,000.00 | 2,754,142.42 | 0.00 | 0.00 | (2,754,142.42) |
| Sub Total: | | | | | | | | (1,174,000.00) | (1,203,251.46) | 32,497.93 | 452,177.97 | 718,575.56 |
| Fund: 15B-Housing 99A & 99B | | | | | | | | | | | | |
| 383458 | GINNIE MAE | / | MBS | | | | 6.2500 / 1,011.6345 | | | | | |
| | | | | 9/20/2029 | 3/20/2014 | SALE | | (134,943.41) | (135,060.55) | 0.00 | 0.00 | 460.23 |
| | | | | 9/20/2029 | 3/20/2014 | INT | | 0.00 | 0.00 | 0.00 | (513.15) | 513.15 |
| Sub Total: | | | | | | | | (134,943.41) | (135,060.55) | 0.00 | (513.15) | 973.38 |

Grand Total: 59,557,056.59 58,096,696.83 1,391,674.79 277,785,845.85 (337,408,817.84)

**County of Orange
Treasurer-Tax Collector's Office**

MONEY MARKET MUTUAL FUNDS TRANSACTIONS REPORT

For 01-Mar-2014 to 31-Mar-2014

| Cashflow Date | Transaction Description | D.O. No. | Instrument | Amount | Deposit Slip Code | Counterparty | Deal No |
|-------------------------------|-------------------------|-------------------------------------|--------------------------|-----------------|-------------------|-----------------------------------|---------|
| AIM#51103-694 | | INVESCO STIC GOVERNMENT & AGENCY | | | | | |
| 3/6/2014 | ACTUAL CASHFLOW | | Money Market Mutual Fund | 8,968,885.39 | 5111 | INVESCO STIC PRIME PORTFOLIO | 705110 |
| 3/7/2014 | ACTUAL CASHFLOW | | Money Market Mutual Fund | (9,000,000.00) | 5164 | INVESCO STIC PRIME PORTFOLIO | 705163 |
| 3/27/2014 | ACTUAL CASHFLOW | | Money Market Mutual Fund | 15,000,000.00 | 8942 | INVESCO STIC PRIME PORTFOLIO | 708941 |
| 3/28/2014 | ACTUAL CASHFLOW | | Money Market Mutual Fund | (12,783,958.00) | 9187 | INVESCO STIC PRIME PORTFOLIO | 709186 |
| 3/31/2014 | ACTUAL CASHFLOW | | Money Market Mutual Fund | 26,774,067.00 | 9476 | INVESCO STIC PRIME PORTFOLIO | 709475 |
| Sub Total Amount Per Account: | | | | 28,958,994.39 | | | |
| GS692 | | GOLDMAN SACHS - COUNTY MMF | | | | | |
| 3/21/2014 | BANK TRANSFER | | MONEY MARKET | (541,620.20) | | WELLS FARGO BANK | 707874 |
| Sub Total Amount Per Account: | | | | (541,620.20) | | | |
| GS694 | | GOLDMAN SACHS - EDUCATIONAL MMF | | | | | |
| 3/21/2014 | BANK TRANSFER | | MONEY MARKET | (206,220.05) | | WELLS FARGO BANK | 707875 |
| Sub Total Amount Per Account: | | | | (206,220.05) | | | |
| MORGAN 283 | | MORGAN STANLEY GOVT 8302-JWA MMF | | | | | |
| 3/3/2014 | ACTUAL CASHFLOW | | Money Market Mutual Fund | (917,331.92) | 4359 | MORGAN STANLEY INST LIQUIDITY FUN | 704358 |
| 3/4/2014 | ACTUAL CASHFLOW | | Money Market Mutual Fund | (16,075.30) | 4581 | MORGAN STANLEY INST LIQUIDITY FUN | 704579 |
| 3/5/2014 | ACTUAL CASHFLOW | | Money Market Mutual Fund | (999,988.82) | 4683 | MORGAN STANLEY INST LIQUIDITY FUN | 704682 |
| 3/6/2014 | ACTUAL CASHFLOW | | Money Market Mutual Fund | 1,360,044.80 | 5113 | MORGAN STANLEY INST LIQUIDITY FUN | 705112 |
| 3/7/2014 | ACTUAL CASHFLOW | | Money Market Mutual Fund | (1,476,334.03) | 5166 | MORGAN STANLEY INST LIQUIDITY FUN | 705165 |
| 3/10/2014 | ACTUAL CASHFLOW | | Money Market Mutual Fund | 503,037.50 | 5416 | MORGAN STANLEY INST LIQUIDITY FUN | 705415 |
| 3/11/2014 | ACTUAL CASHFLOW | | Money Market Mutual Fund | 495,115.46 | 5850 | MORGAN STANLEY INST LIQUIDITY FUN | 705849 |
| 3/12/2014 | ACTUAL CASHFLOW | | Money Market Mutual Fund | 5,643.75 | 6102 | MORGAN STANLEY INST LIQUIDITY FUN | 706101 |
| 3/13/2014 | ACTUAL CASHFLOW | | Money Market Mutual Fund | (706,956.65) | 6344 | MORGAN STANLEY INST LIQUIDITY FUN | 706343 |
| 3/14/2014 | ACTUAL CASHFLOW | | Money Market Mutual Fund | 228,740.99 | 6403 | MORGAN STANLEY INST LIQUIDITY FUN | 706402 |
| 3/17/2014 | ACTUAL CASHFLOW | | Money Market Mutual Fund | (216.50) | 6876 | MORGAN STANLEY INST LIQUIDITY FUN | 706875 |
| 3/18/2014 | ACTUAL CASHFLOW | | Money Market Mutual Fund | 500,168.57 | 7124 | MORGAN STANLEY INST LIQUIDITY FUN | 707123 |
| 3/19/2014 | ACTUAL CASHFLOW | | Money Market Mutual Fund | (1,315,108.71) | 7169 | MORGAN STANLEY INST LIQUIDITY FUN | 707168 |
| 3/21/2014 | ACTUAL CASHFLOW | | Money Market Mutual Fund | 383,138.46 | 7855 | MORGAN STANLEY INST LIQUIDITY FUN | 707854 |
| 3/24/2014 | ACTUAL CASHFLOW | | Money Market Mutual Fund | 681,925.00 | 8097 | MORGAN STANLEY INST LIQUIDITY FUN | 708096 |
| 3/26/2014 | ACTUAL CASHFLOW | | Money Market Mutual Fund | 600,332.50 | 8648 | MORGAN STANLEY INST LIQUIDITY FUN | 708647 |
| 3/27/2014 | ACTUAL CASHFLOW | | Money Market Mutual Fund | (1,399,713.78) | 8711 | MORGAN STANLEY INST LIQUIDITY FUN | 708710 |
| 3/31/2014 | ACTUAL CASHFLOW | | Money Market Mutual Fund | 2,791,658.14 | 9478 | MORGAN STANLEY INST LIQUIDITY FUN | 709477 |
| Sub Total Amount Per Account: | | | | 718,079.46 | | | |
| MORGAN 692 | | MORGAN STANLEY GOVT 8302-COUNTY MMF | | | | | |
| 3/3/2014 | ACTUAL CASHFLOW | | Money Market Mutual Fund | (13,435,088.00) | 4363 | MORGAN STANLEY INST LIQUIDITY FUN | 704362 |
| 3/4/2014 | ACTUAL CASHFLOW | | Money Market Mutual Fund | (27,587,097.00) | 4588 | MORGAN STANLEY INST LIQUIDITY FUN | 704586 |

**County of Orange
Treasurer-Tax Collector's Office**

MONEY MARKET MUTUAL FUNDS TRANSACTIONS REPORT

For 01-Mar-2014 to 31-Mar-2014

| Cashflow Date | Transaction Description | D.O. No. | Instrument | Amount | Deposit Slip Code | Counterparty | Deal No |
|--------------------------------------|---|----------|--------------------------|------------------------|-------------------|-----------------------------------|---------|
| 3/5/2014 | ACTUAL CASHFLOW | | Money Market Mutual Fund | (29,479,773.00) | 4687 | MORGAN STANLEY INST LIQUIDITY FUN | 704686 |
| 3/6/2014 | ACTUAL CASHFLOW | | Money Market Mutual Fund | 45,474,151.00 | 5117 | MORGAN STANLEY INST LIQUIDITY FUN | 705116 |
| 3/7/2014 | ACTUAL CASHFLOW | | Money Market Mutual Fund | (550,133.00) | 5170 | MORGAN STANLEY INST LIQUIDITY FUN | 705169 |
| 3/10/2014 | ACTUAL CASHFLOW | | Money Market Mutual Fund | (21,294,373.00) | 5420 | MORGAN STANLEY INST LIQUIDITY FUN | 705419 |
| 3/11/2014 | ACTUAL CASHFLOW | | Money Market Mutual Fund | (25,075,192.00) | 5854 | MORGAN STANLEY INST LIQUIDITY FUN | 705853 |
| 3/12/2014 | ACTUAL CASHFLOW | | Money Market Mutual Fund | 21,602,341.00 | 6106 | MORGAN STANLEY INST LIQUIDITY FUN | 706105 |
| 3/13/2014 | ACTUAL CASHFLOW | | Money Market Mutual Fund | 29,129,055.00 | 6348 | MORGAN STANLEY INST LIQUIDITY FUN | 706347 |
| 3/14/2014 | ACTUAL CASHFLOW | | Money Market Mutual Fund | 6,027,086.00 | 6407 | MORGAN STANLEY INST LIQUIDITY FUN | 706406 |
| 3/14/2014 | ACTUAL CASHFLOW | | Money Market Mutual Fund | (12,054,172.00) | 6667 | MORGAN STANLEY INST LIQUIDITY FUN | 706666 |
| 3/17/2014 | ACTUAL CASHFLOW | | Money Market Mutual Fund | (5,760,439.00) | 6880 | MORGAN STANLEY INST LIQUIDITY FUN | 706879 |
| 3/18/2014 | ACTUAL CASHFLOW | | Money Market Mutual Fund | (2,815,673.00) | | MORGAN STANLEY INST LIQUIDITY FUN | 707144 |
| 3/19/2014 | ACTUAL CASHFLOW | | Money Market Mutual Fund | (1,980,375.00) | 7173 | MORGAN STANLEY INST LIQUIDITY FUN | 707172 |
| 3/20/2014 | ACTUAL CASHFLOW | | Money Market Mutual Fund | 4,623,609.00 | 7623 | MORGAN STANLEY INST LIQUIDITY FUN | 707622 |
| 3/21/2014 | ACTUAL CASHFLOW | | Money Market Mutual Fund | (8,906,220.00) | 7859 | MORGAN STANLEY INST LIQUIDITY FUN | 707858 |
| 3/24/2014 | ACTUAL CASHFLOW | | Money Market Mutual Fund | 52,682,555.00 | 8101 | MORGAN STANLEY INST LIQUIDITY FUN | 708100 |
| 3/25/2014 | ACTUAL CASHFLOW | | Money Market Mutual Fund | (9,656,337.00) | 8386 | MORGAN STANLEY INST LIQUIDITY FUN | 708385 |
| 3/26/2014 | ACTUAL CASHFLOW | | Money Market Mutual Fund | (78,080,753.00) | 8652 | MORGAN STANLEY INST LIQUIDITY FUN | 708651 |
| 3/27/2014 | ACTUAL CASHFLOW | | Money Market Mutual Fund | 54,320,534.00 | 8715 | MORGAN STANLEY INST LIQUIDITY FUN | 708714 |
| 3/28/2014 | ACTUAL CASHFLOW | | Money Market Mutual Fund | (46,231,974.00) | 9189 | MORGAN STANLEY INST LIQUIDITY FUN | 709188 |
| 3/31/2014 | ACTUAL CASHFLOW | | Money Market Mutual Fund | 981,586.00 | 9482 | MORGAN STANLEY INST LIQUIDITY FUN | 709481 |
| Sub Total Amount Per Account: | | | | (68,066,682.00) | | | |
| | | | | | | | |
| MORGAN 694 | MORGAN STANLEY GOVT 8302-EDUCATIONAL MMF | | | | | | |
| 3/3/2014 | ACTUAL CASHFLOW | | Money Market Mutual Fund | (31,152,833.00) | 4361 | MORGAN STANLEY INST LIQUIDITY FUN | 704360 |
| 3/4/2014 | ACTUAL CASHFLOW | | Money Market Mutual Fund | 36,085,276.33 | 4585 | MORGAN STANLEY INST LIQUIDITY FUN | 704583 |
| 3/5/2014 | ACTUAL CASHFLOW | | Money Market Mutual Fund | 23,712,378.31 | 4685 | MORGAN STANLEY INST LIQUIDITY FUN | 704684 |
| 3/6/2014 | ACTUAL CASHFLOW | | Money Market Mutual Fund | 10,000,000.00 | 5115 | MORGAN STANLEY INST LIQUIDITY FUN | 705114 |
| 3/7/2014 | ACTUAL CASHFLOW | | Money Market Mutual Fund | (11,703,347.77) | 5168 | MORGAN STANLEY INST LIQUIDITY FUN | 705167 |
| 3/10/2014 | ACTUAL CASHFLOW | | Money Market Mutual Fund | (25,621,825.00) | 5418 | MORGAN STANLEY INST LIQUIDITY FUN | 705417 |
| 3/11/2014 | ACTUAL CASHFLOW | | Money Market Mutual Fund | (8,456,193.00) | 5852 | MORGAN STANLEY INST LIQUIDITY FUN | 705851 |
| 3/12/2014 | ACTUAL CASHFLOW | | Money Market Mutual Fund | (6,095,961.00) | 6104 | MORGAN STANLEY INST LIQUIDITY FUN | 706103 |
| 3/13/2014 | ACTUAL CASHFLOW | | Money Market Mutual Fund | 2,246,268.00 | 6346 | MORGAN STANLEY INST LIQUIDITY FUN | 706345 |
| 3/14/2014 | ACTUAL CASHFLOW | | Money Market Mutual Fund | (3,115,667.00) | 6405 | MORGAN STANLEY INST LIQUIDITY FUN | 706404 |
| 3/17/2014 | ACTUAL CASHFLOW | | Money Market Mutual Fund | 3,012,324.00 | 6878 | MORGAN STANLEY INST LIQUIDITY FUN | 706877 |
| 3/18/2014 | ACTUAL CASHFLOW | | Money Market Mutual Fund | (6,327,730.00) | | MORGAN STANLEY INST LIQUIDITY FUN | 707145 |
| 3/19/2014 | ACTUAL CASHFLOW | | Money Market Mutual Fund | 4,300,877.00 | 7171 | MORGAN STANLEY INST LIQUIDITY FUN | 707170 |
| 3/20/2014 | ACTUAL CASHFLOW | | Money Market Mutual Fund | (1,391,385.00) | 7621 | MORGAN STANLEY INST LIQUIDITY FUN | 707620 |
| 3/21/2014 | ACTUAL CASHFLOW | | Money Market Mutual Fund | (4,176,619.00) | 7857 | MORGAN STANLEY INST LIQUIDITY FUN | 707856 |
| 3/24/2014 | ACTUAL CASHFLOW | | Money Market Mutual Fund | (23,442,143.00) | 8099 | MORGAN STANLEY INST LIQUIDITY FUN | 708098 |
| 3/25/2014 | ACTUAL CASHFLOW | | Money Market Mutual Fund | (16,532,136.00) | 8384 | MORGAN STANLEY INST LIQUIDITY FUN | 708383 |

County of Orange
Treasurer-Tax Collector's Office

MONEY MARKET MUTUAL FUNDS TRANSACTIONS REPORT

For 01-Mar-2014 to 31-Mar-2014

| Cashflow Date | Transaction Description | D.O. No. | Instrument | Amount | Deposit Slip Code | Counterparty | Deal No |
|-------------------------------|-------------------------|----------|--------------------------|-----------------|----------------------|-----------------------------------|------------|
| 3/26/2014 | ACTUAL CASHFLOW | | Money Market Mutual Fund | 70,299,179.00 | 8650 | MORGAN STANLEY INST LIQUIDITY FUN | 708649 |
| 3/26/2014 | ACTUAL CASHFLOW | | Money Market Mutual Fund | (11,068.00) | 8659 | MORGAN STANLEY INST LIQUIDITY FUN | 708658 |
| 3/27/2014 | ACTUAL CASHFLOW | | Money Market Mutual Fund | 36,647,767.00 | 8713 | MORGAN STANLEY INST LIQUIDITY FUN | 708712 |
| 3/27/2014 | ACTUAL CASHFLOW | | Money Market Mutual Fund | (15,000,000.00) | 8944 | MORGAN STANLEY INST LIQUIDITY FUN | 708943 |
| 3/31/2014 | ACTUAL CASHFLOW | | Money Market Mutual Fund | (20,000,000.00) | 9480 | MORGAN STANLEY INST LIQUIDITY FUN | 709479 |
| Sub Total Amount Per Account: | | | | 13,277,161.87 | | | |
| Total Amount : | | | | (25,860,286.53) | | | |

ORANGE COUNTY TREASURY

**Report of the Schedule of Assets
Held by the County Treasury**

As of June 30, 2013

ORANGE COUNTY TREASURY
Report of the Schedule of Assets Held by the County Treasury
As of June 30, 2013

TABLE OF CONTENTS

| | <i>Page</i> |
|---|-------------|
| Independent Auditor's Report | 1 |
| Financial Schedule | |
| Schedule of Assets Held by the County Treasury as of June 30, 2013..... | 3 |
| Notes to the Financial Schedule..... | 5 |
| Other Report | |
| Independent Auditor's Report on Internal Control over Financial Reporting and on Compliance and Other Matters Based on an Audit of Financial Statements Performed in Accordance with <i>Government Auditing Standards</i> | 15 |

This page intentionally left blank



INDEPENDENT AUDITOR'S REPORT

The Honorable Board of Supervisors
County of Orange, California

Report on the Financial Schedule

We have audited the accompanying Schedule of Assets Held by the County Treasury (Schedule) of County of Orange, California (County), as of June 30, 2013, and the related notes to the financial schedule, as listed in the table of contents.

Management's Responsibility for the Financial Schedule

Management is responsible for the preparation and fair presentation of this financial schedule in accordance with the modified cash basis of accounting as described in Note 1; this includes determining that the modified cash basis for accounting is an acceptable basis for preparation of the financial schedule in the circumstances. Management is also responsible for the design, implementation, and maintenance of internal control relevant to the preparation and fair presentation of the financial schedule that is free from material misstatement, whether due to error or fraud.

Auditor's Responsibility

Our responsibility is to express an opinion on the financial schedule based on our audit. We conducted our audit in accordance with auditing standards generally accepted in the United States of America and the standards applicable to financial audits contained in *Government Auditing Standards*, issued by the Comptroller General of the United States. Those standards require that we plan and perform the audit to obtain reasonable assurance about whether the financial schedule is free from material misstatement.

An audit involves performing procedures to obtain audit evidence about the amounts and disclosures in the financial schedule. The procedures selected depend on the auditor's judgment, including the assessment of the risks of material misstatement of the financial schedule, whether due to fraud or error. In making those risk assessments, the auditor considers internal control relevant to the entity's preparation and fair presentation of the financial schedule in order to design audit procedures that are appropriate in the circumstances, but not for the purpose of expressing an opinion on the effectiveness of the entity's internal control. Accordingly, we express no such opinion. An audit also includes evaluating the appropriateness of accounting policies used and the reasonableness of significant accounting estimates made by management, as well as evaluating the overall presentation of the financial schedule.

We believe that the audit evidence we have obtained is sufficient and appropriate to provide a basis for our audit opinion.

Opinion

In our opinion, the financial schedule referred to above presents fairly, in all material respects, the assets held in the County Treasury as of June 30, 2013, in accordance with the basis of accounting as described in Note 1.

Basis of Accounting

We draw attention to Note 1 of the financial statements, which describes the basis of accounting. The financial schedule is prepared on the modified cash basis of accounting, which is a basis of accounting other than accounting principles generally accepted in the United States of America. Our opinion is not modified with respect to that matter.

Other Report Required by *Government Auditing Standards*

In accordance with *Government Auditing Standards*, we have also issued our report dated March 14, 2014 on our consideration of the County's internal control over financial reporting and on our tests of its compliance with certain provisions of laws, regulations, contracts, and grant agreements and other matters. The purpose of that report is to describe the scope of our testing of internal control over financial reporting and compliance and the results of that testing, and not to provide an opinion on internal control over financial reporting or on compliance. That report is an integral part of an audit performed in accordance with *Government Auditing Standards* in considering County's internal control over financial reporting and compliance.

Macias Jini & O'Connell LLP

Newport Beach, California
March 14, 2014

ORANGE COUNTY TREASURY
Schedule of Assets Held by the County Treasury
As of June 30, 2013

| | <u>County Pool</u> | <u>Educational Pool</u> | <u>Non- Pooled</u> | <u>Total</u> |
|--|------------------------|-----------------------------|------------------------|------------------------|
| CASH | | | | |
| Cash on hand | \$ 36,628 | \$ - | \$ - | \$ 36,628 |
| Demand accounts | 8,292,703 | 10,415,533 | - | 18,708,236 |
| Total cash | 8,329,331 | 10,415,533 | - | 18,744,864 |
| INVESTMENTS, stated at fair value | | | | |
| <i>Orange County Investment Pool</i> | | | | |
| Money Market Fund | 1,422,436,315 | - | - | 1,422,436,315 |
| Extended Fund | 1,674,292,976 | - | - | 1,674,292,976 |
| <i>Orange County Educational Investment Pool</i> | | | | |
| Money Market Fund | - | 1,965,410,761 | - | 1,965,410,761 |
| Extended Fund | - | 1,344,042,321 | - | 1,344,042,321 |
| <i>Non-Pooled</i> | - | - | 50,924,494 | 50,924,494 |
| Total investments | 3,096,729,291 | 3,309,453,082 | 50,924,494 | 6,457,106,867 |
| TOTAL ASSETS | <u>\$3,105,058,622</u> | <u>\$3,319,868,615</u> | <u>\$50,924,494</u> | <u>\$6,475,851,731</u> |

See accompanying notes to the financial schedule.

This page left blank intentionally.

ORANGE COUNTY TREASURY
Notes to the Financial Schedule
June 30, 2013

1. SUMMARY OF SIGNIFICANT ACCOUNTING POLICIES

The accompanying Schedule of Assets Held by the County Treasury (Schedule) is intended to separately report deposits and investments in the County Treasury included in the basic financial statements of the County of Orange, State of California (County). For additional disclosure information and contingencies, please refer to the latest publication of the County Comprehensive Annual Financial Report.

The Schedule includes the cash balances of all funds that the County Treasurer (Treasurer) pools for investing surplus funds according to California Government Code and certain other non-pooled specific investments. The County maintains two external investment pools: the Orange County Investment Pool (the OCIP); and the Orange County Educational Investment Pool (the OCEIP), the latter of which is utilized exclusively by Orange County's public school and community college districts. These pools are maintained for the County and other non-County entities for the purpose of benefiting from economies of scale through pooled investment activities. The schedule does not include cash and investments for the Orange County Employees Retirement System, CalOptima, certain deferred compensation funds and other debt reserve funds held in trust outside, and independent of, the County Treasury. The pools are not registered with the Securities and Exchange Commission ("SEC") as an investment company. The pools do not have any legally binding guarantees of share value.

Unless otherwise required in a trust agreement or other financing document, assessment districts and public school and community college districts are required by legal provisions to deposit their funds with the County Treasurer. The OCEIP consists entirely of public school and community college districts' funds and therefore includes 100% involuntary participants. At June 30, 2013, the OCIP includes approximately 11.06% of involuntary participant deposits including funds for the Superior Court, certain assessment districts, and certain bond related funds for public school districts.

The Schedule is presented on the cash basis, as modified, which is a comprehensive basis of accounting other than United States generally accepted accounting principles. Receipts are recognized when received by the Treasurer; disbursements are recognized when paid by the bank.

The Treasurer has stated required investments at fair value in the accompanying financial schedule. Management contracts with an outside service and its custodian bank to provide pricing for the fair value of investments in the portfolio. Securities listed or traded on a national securities exchange are valued at the last quoted sales price. Repurchase agreements and institutional money market funds are carried at book value (carrying cost). The investments are marked to market and the net asset values of the pools are calculated each business day.

The pools value participant's shares in the pools using amortized cost. Specifically, the pools distribute income to participants based on their relative participation during the period. Income is calculated based on (1) realized investment gains and losses calculated on an amortized cost basis, (2) interest income based on stated rates (both paid and accrued), (3) amortization of discounts and premiums on a straight-line basis, and reduced by (4) estimated investment and administrative expenses. This method differs from the fair value method used to value investments in this financial schedule because the amortized cost method does not distribute to participants all unrealized gains and losses in the fair values of the pools' investments.

ORANGE COUNTY TREASURY
Notes to the Financial Schedule (Continued)
June 30, 2013

2. DEPOSITS AND INVESTMENTS

The Treasurer is responsible for authorizing all County bank accounts and pursuant to Government Code Sections (CGC) 27000.1-27000.5, 27130-27137 and 53600-53686, is responsible for conducting County investment activities of the County's investment pooled funds in addition to various individual investment accounts outside of the pooled funds. These public funds are called the Orange County Investment Fund (OCIF). Within the OCIF, the Treasurer maintains an OCIP and OCEIP, which are "external investment pools" wherein moneys of the County and other legally separate external entities, which are not part of the County reporting entity, are commingled (pooled) and invested on the participants' behalf. In addition, the Treasurer maintains the John Wayne Airport Investment Pool, and other separately managed investments. The County's Investment Pools are not registered with the Securities and Exchange Commission (SEC) as an investment company.

The Treasurer invests pooled funds from the OCIP and OCEIP into three funds, the Orange County Money Market Fund (OCMMF), the Orange County Educational Money Market Fund (OCEMMF) and the Extended Fund. On February 13, 2013, Standard & Poor's reaffirmed an AAA Principal Stability Fund Rating (AAAm) for the OCMMF and OCEMMF. The two Money Market Funds are required to maintain a Net Asset Value (NAV) of between \$.995 and \$1.005 to maintain an AAAM rating. Neither of the Money Market Funds nor the Extended Fund have any legally binding guarantees of share value.

The maximum maturity of investments for the two money market funds is 13 months with a maximum weighted average maturity of 60 days. The maximum maturity of the Extended Fund is 5 years per Government Code. The Investment Policy Statement (IPS) provides that the Extended Fund duration should not exceed a leading 1-3 Year Index +25%.

Pursuant to CGC Sections 27130-27137, the Board of Supervisors has established a Treasurer's Oversight Committee (TOC) that monitors and reviews the Treasurer's compliance with the IPS and ensures that the Treasurer has an audit annually, which includes limited tests of compliance with laws and regulations. The TOC consists of the County Executive Officer or designee, the County Auditor-Controller or designee, the County Superintendent of Schools or designee and two public members who are required to have expertise in finance.

The investment practices and policies of the Treasurer are based on compliance with State law and prudent money management. The primary goal is to invest public funds in a manner which will provide maximum security of principal invested with secondary emphasis on providing adequate liquidity to pool participants and lastly to achieve a market rate of return with the parameters of prudent risk management while conforming to all applicable statutes and resolutions governing the investment of public funds.

Interest is allocated to participants accounts monthly based on the average daily balances on deposit with the Treasurer. Interest assigned to another fund due to a management decision is recognized in the fund that reports the investments and reported as a transfer to the recipient fund.

ORANGE COUNTY TREASURY
Notes to the Financial Schedule (Continued)
June 30, 2013

A. Deposits

As of June 30, 2013, the carrying amount of noninterest-bearing deposits was \$18.74 million, which consisted of demand accounts in financial institutions plus a small amount in cash in the Treasury's vault. The Treasurer has established separate bank and investment custody accounts for the County's school and community college participants.

CGC Section 53652 et. seq. and the IPS prescribe the amount of collateral that is required to secure the deposit of public funds. The pledge to secure deposits is administered by the California Superintendent of Banks. Collateral is required for demand deposits at 110% of all deposits not covered by Federal depository insurance (FDIC) if obligations of the United States and its agencies, or obligations of the State or its municipalities, school districts, and district corporations are pledged. Collateral of 150% is required if a deposit is secured by first mortgages or first trust deeds upon improved residential real property located in California. All such collateral is considered to be held by the pledging financial institutions' trust departments or agents in the name of the County. Obligations pledged to secure deposits must be delivered to an institution other than the institution in which the deposit is made; however, the trust department of the same institution may hold them. Written custodial agreements are required that provide, among other things, that the collateral securities are held separate from the assets of the custodial institution.

FDIC is available for noninterest-bearing funds deposited at any one financial institution up to a maximum of \$250,000. In addition, from July 1, 2012 through December 31, 2012, FDIC insurance provided unlimited coverage for noninterest-bearing transaction accounts in accordance with Section 343 of the Dodd-Frank Act.

Custodial Credit Risk – Deposits:

The custodial credit risk for deposits is the risk that the County will not be able to recover deposits that are in the possession of an outside party. Deposits are exposed to custodial credit risk if they are not insured or collateralized. The County's deposits are not exposed to custodial credit risk, since all of its deposits are covered by FDIC or collateralized with securities held by the County or its agent in the County's name, in accordance with CGC section 53562.

B. Investments

CGC 53601, 53635, Board of Supervisors' ordinances and resolutions, the County's IPS, the bond indenture documents, trust agreements, and other contractual agreements govern the investments that may be purchased and may include certain restrictions on investment maturity, maximum portfolio percentages, term, value, credit quality and timing to minimize the risk of loss. The IPS adds further restrictions to permitted investments from the CGC. All investments must be United States dollar denominated. As of June 30, 2013, the Treasurer was in full compliance with the more restrictive IPS and therefore, was also in compliance with CGC. Table A provides a summary listing of the authorized investments as of June 30, 2013.

ORANGE COUNTY TREASURY
Notes to the Financial Schedule (Continued)
June 30, 2013

| Type of Investment | CGC % of Funds Permitted | County IPS Maximum % of Portfolio | CGC Maximum Final Maturity | County IPS Maximum Final Maturity (Long-Term, Short-Term) |
|--|---------------------------------|--|-----------------------------------|--|
| U.S. Treasury Securities | 100% | 100% | 5 years | 5 years, 397 days |
| U.S. Government Agency Securities | 100% | 100% total, no more than 30% in one issuer | 5 years | 5 years, 397 days |
| Municipal Debt | 100% | 30% total, no more than 5% in one issuer except 10% - County of Orange | 5 years | 5 years, 397 days |
| Medium-Term Notes | 30% | 30% total, no more than 5% in one issuer | 5 years | 5 years, 397 days |
| Bankers' Acceptances | 40%, 30% in a single issuer | 40% total, no more than 5% in one issuer | 180 days | 180 days, 180 days |
| Commerical Paper | 40%, 10% in a single issuer | 40% total, no more than 5% in one issuer | 270 days | 270 days, 270 days |
| Negotiable Certificates of Deposit | 30% | 30% total, no more than 5% in one issuer | 5 years | 5 years, 397 days |
| Repurchase Agreements | 100% | 20% total, no more than 10% in a single issuer | 1 year | 1 year, 1 year |
| Investment Pools / Money Market Mutual Funds | 20%, 10% in a single fund | 20% total, no more than 10% in one fund | N/A | N/A, N/A |

The current IPS expressly prohibits leverage, reverse repurchase agreements as defined by CGC, structured notes, structured investment vehicles, and derivatives. No investment may be purchased from an issuer that has been placed on credit watch-negative by any of Nationally Recognized Statistical Rating Organizations (NRSROs), or whose credit rating by any of the NRSROs is less than the minimum rating required by the IPS for that class of security unless the issuer has a short-term rating of "A-1+" or "F1+" or a long-term rating of at least a "AA" or "Aa2" by S & P and Fitch or Moody's.

Investments by the Treasurer are stated at fair value. Investments in the pools are marked to market on a daily basis. If the net asset value of the Money Market Fund for either the OCIP or the OCEIP is less than \$0.995 or greater than \$1.005, portfolio holdings may be sold as necessary to maintain the ratio between \$0.995 and \$1.005.

ORANGE COUNTY TREASURY
Notes to the Financial Schedule (Continued)
June 30, 2013

Investment Disclosures:

Table A presents a summary of the County's investments and the credit quality distribution and concentration of credit risk by investment type as a percentage of each pool's fair value at June 30, 2013 (Dollar amounts in thousands).

Table A

| | Fair Value | Principal | Interest Rate | | Weighted | | % of |
|---|-----------------------|-----------------------|----------------------|-----------------------|------------------------------|------------------------------|------------------|
| | (in thousands) | (in thousands) | Range (%) | Maturity Range | Average | Ratings⁽¹⁾ | Portfolio |
| | | | | | Maturity | | |
| | | | | | (Years)⁽³⁾ | | |
| County Investment Pool | | | | | | | |
| U.S. Government Agencies ⁽²⁾ | | | | | | | |
| FNMA Discount Notes | \$ 178,784 | \$ 178,835 | 0.05 - 0.16% | 7/1/13 - 10/25/13 | 0.193 | A-1 | 5.78% |
| FNMA Bonds | 514,841 | 515,172 | 0.06 - 1.31% | 7/17/13 - 4/11/18 | 2.241 | AA | 16.63% |
| FFCB Bonds | 496,890 | 496,960 | 0.10 - 0.59% | 7/26/13 - 11/16/15 | 0.520 | AA | 16.05% |
| FHLB Discount Notes | 161,750 | 161,758 | 0.05 - 0.15% | 7/3/13 - 9/13/13 | 0.066 | A-1 | 5.22% |
| FHLB Bonds | 483,129 | 482,112 | 0.10 - 0.85% | 7/1/13 - 5/22/18 | 1.221 | AA | 15.60% |
| FHLMC Discount Notes | 198,914 | 198,950 | 0.05 - 0.10% | 7/8/13 - 10/21/13 | 0.135 | A-1 | 6.42% |
| FHLMC Bonds | 538,053 | 537,809 | 0.09 - 0.80% | 9/3/13 - 6/29/17 | 1.496 | AA | 17.38% |
| Negotiable Certificates of Deposit | 88,969 | 89,000 | 0.13 - 0.24% | 7/19/13 - 6/19/14 | 0.035 | A-1 | 2.87% |
| Medium-Term Corporate Notes | | | | | | | |
| Corporate Notes | 100,670 | 99,116 | 0.23 - 2.16% | 8/15/13 - 6/24/16 | 1.222 | AA | 3.25% |
| Corporate Notes | 40,296 | 38,829 | 0.24 - 0.65% | 5/15/14 - 5/15/16 | 2.852 | AAA | 1.30% |
| Municipal Debt | 55,511 | 55,471 | 1.55% | 8/15/2013 | 0.126 | A | 1.79% |
| U.S. Treasuries | 114,967 | 114,870 | 0.16 - 0.44% | 7/1/13 - 9/15/15 | 0.825 | AA | 3.71% |
| Money Market Mutual Funds | 123,955 | 123,955 | 0.01 - 0.05% | 7/20/13-8/22/13 | 0.055 | AAA | 4.00% |
| | \$ 3,096,729 | \$ 3,092,837 | | | 1.043 | | 100.00% |
| Educational Investment Pool | | | | | | | |
| U.S. Government Agencies ⁽²⁾ | | | | | | | |
| FNMA Discount Notes | \$ 257,709 | \$ 257,738 | 0.06 - 0.09% | 7/1/13 - 9/25/13 | 0.104 | A-1 | 7.79% |
| FNMA Bonds | 511,762 | 511,366 | 0.05 - 1.31% | 7/17/13 - 4/11/18 | 1.862 | AA | 15.46% |
| FFCB Bonds | 487,910 | 487,960 | 0.07 - 0.59% | 7/2/13 - 11/16/15 | 0.438 | AA | 14.74% |
| FHLB Discount Notes | 259,390 | 259,400 | 0.05 - 0.09% | 7/3/13 - 9/11/13 | 0.111 | A-1 | 7.84% |
| FHLB Bonds | 488,817 | 487,933 | 0.08 - 0.85% | 7/1/13 - 5/22/18 | 1.024 | AA | 14.77% |
| FHLMC Discount Notes | 207,489 | 207,502 | 0.05 - 0.12% | 7/8/13 - 11/12/13 | 0.096 | A-1 | 6.27% |
| FHLMC Bonds | 473,457 | 473,098 | 0.06 - 0.80% | 7/15/13 - 6/29/17 | 1.380 | AA | 14.31% |
| Negotiable Certificates of Deposit | 88,888 | 88,900 | 0.24 - 0.40% | 7/26/13 - 6/17/14 | 0.047 | A-1 | 2.68% |
| Medium-Term Corporate Notes | | | | | | | |
| Corporate Notes | 136,356 | 134,621 | 0.20 - 2.16% | 9/27/13 - 6/24/16 | 0.974 | AA | 4.12% |
| Corporate Notes | 45,008 | 43,724 | 0.23 - 0.65% | 5/15/14 - 5/15/16 | 2.295 | AAA | 1.36% |
| Municipal Debt | 44,562 | 44,529 | 1.55% | 8/15/2013 | 0.126 | A | 1.35% |
| U.S. Treasuries | 118,364 | 118,130 | 0.06 - 0.44% | 8/15/13 - 9/15/15 | 0.579 | AAA | 3.58% |
| Money Market Mutual Funds | 189,741 | 189,741 | 0.01 - 0.05% | 7/20/13-8/22/13 | 0.055 | AAA | 5.73% |
| | \$ 3,309,453 | \$ 3,304,642 | | | 0.822 | | 100.00% |

ORANGE COUNTY TREASURY
Notes to the Financial Schedule (Continued)
June 30, 2013

Table A (Continued)

| | Fair Value (in thousands) | Principal (in thousands) | Interest Rate Range (%) | Maturity Range | Weighted Average Maturity (Years) ⁽³⁾ | Ratings ⁽¹⁾ | % of Portfolio |
|---|------------------------------|-----------------------------|----------------------------|--------------------|---|------------------------|-------------------|
| Specific Investments | | | | | | | |
| U.S. Government Agencies ⁽²⁾ | | | | | | | |
| FNMA Bonds | \$ 10,432 | \$ 10,397 | 0.07 - 0.25% | 7/12/13 - 3/4/14 | 0.089 | AA | 20.49% |
| FFCB Bonds | 9,070 | 9,045 | 0.09 - 0.24% | 7/22/13 - 3/11/14 | 0.106 | AA | 17.81% |
| FHLB Bonds | 11,247 | 11,225 | 0.10 - 0.19% | 7/12/13 - 12/18/13 | 0.084 | AA | 22.09% |
| FHLMC Bonds | 6,106 | 6,073 | 0.07 - 0.39% | 7/15/13 - 11/15/13 | 0.124 | AA | 11.99% |
| GNMA Bonds | 123 | 111 | 6.25% | 9/20/2029 | 16.236 | AA | 0.24% |
| Negotiable Certificates of Deposit | 3,999 | 4,000 | 0.23 - 0.30% | 8/13/13 - 6/24/14 | 0.104 | A-1 | 7.85% |
| Medium-Term Corporate Notes | | | | | | | |
| Corporate Notes | 5,224 | 5,200 | 0.21 - 0.28% | 8/15/13 - 6/1/14 | 0.266 | AA | 10.26% |
| Corporate Notes | 2,017 | 2,000 | 0.21 - 0.24% | 9/27/13 - 5/15/14 | 0.874 | AAA | 3.96% |
| Repurchase Agreements | 1,082 | 1,082 | 6.20% | 8/15/2019 | 6.129 | AA | 2.12% |
| Money Market Mutual Funds | 1,624 | 1,624 | 0.01 - 0.05% | 7/20/13 - 8/22/13 | 0.055 | AAA | 3.19% |
| | \$ 50,924 | \$ 50,757 | | | 0.311 | | 100.00% |

(1) The County obtains credit rating from S&P, Moody's and Fitch. The ratings indicative of the greatest degree of risk have been disclosed

(2) Legend:

- (a) FHLB - Federal Home Loan Bank
- (b) FHLMC - Federal Home Loan Mortgage Corporation
- (c) FNMA - Federal National Mortgage Association
- (d) GNMA - Government National Mortgage Association

(3) Portfolio weighted average maturity

Temporary Transfers to Orange County School Districts:

In February and April 2013, the Treasurer received requests from eight Orange County school districts to market temporary transfers as required by state law and authorized by the Board's Resolution 11-195. The resolution authorizes the Treasurer to make temporary transfers to school districts to address their short-term cash flow needs. The loans are secured by tax receipts to be received by the Treasurer as the banker for the school districts and will be repaid no later than August 31, 2013. At June 30, 2013, the outstanding temporary transfers from OCEIP totaled \$183,700,000 and related receivable and payable have been offset for financial reporting purposes.

Interest Rate Risk - Investments:

This is the risk that changes in interest rates will adversely affect the fair value of an investment. Generally, investments of longer maturities are more sensitive to changes in market interest rates. Declines in the fair value of investments are managed by limiting the length of the maturity of the securities. In general, the maximum maturity allowed is five years unless the Board has granted express authority. Actual weighted average maturity in years by investment type for the funds invested in the Pools are presented in Table A.

ORANGE COUNTY TREASURY
Notes to the Financial Schedule (Continued)
June 30, 2013

The OCIP funds of \$3,096,729,291 and the OCEIP funds of \$3,309,453,082 at June 30, 2013, have over 43.69% and 56.12%, respectively, of the investments maturing in six months or less, 50.65% and 39.63% respectively, maturing between six months and three years and 5.66% and 4.25% respectively, maturing from three to five years.

As of June 30, 2013, variable-rate notes comprised 13% and 14% of the OCIP and OCEIP, respectively. The notes are tied to the one-month and three-month London Interbank Offered Rate (LIBOR) with daily, weekly, monthly and quarterly coupon resets. The fair value of variable-rate securities is generally less susceptible to changes in value because the variable-rate coupon resets back to the market rate on a periodic basis. Effectively, at each reset date, a variable-rate investment reprices back to par value, eliminating interest rate risk at each periodic reset. For purposes of computing weighted average maturity (WAM), the maturity date of variable-rate notes is the length of time until the next reset date rather than the stated maturity.

The annual average daily investment balance of the OCIP and the OCEIP was \$3,312,083,115 and \$2,933,623,336 respectively, with an average gross effective yield of 0.40% and 0.39%, respectively, for the year ended June 30, 2013.

Interest Rate Risk - Weighted Average Maturity (Money Market Funds):

At June 30, 2013 the OCMMF and OCEMMF amounted to \$1,422,436,315 and \$1,965,410,761, respectively. In accordance with the Board of Supervisor formally approved IPS, the Treasurer manages the Pool's exposure to declines in fair value for deposits and investments by limiting the weighted average maturity to 60 days in the Money Market Funds. At June 30, 2013, the weighted average maturity of the OCMMF was 56 days and the OCEMMF was 55 days. At the same date, the NAV of the Money Market Funds for both pools was \$1.00 (in absolute dollar amounts).

Interest Rate Risk - Duration (Extended Fund):

At June 30, 2013, the Extended Fund (which includes funds from both OCIP and OCEIP) balance was \$3,018,335,297. Of this amount, the OCIP owned 55.47% and the OCEIP owned 44.53%. In accordance with the IPS, the Treasurer manages the Pool's exposure to declines in fair value for deposits and investments by having duration not to exceed a leading 1-3 Year Index +25% (2.36). The portfolio duration for the Extended Fund as of June 30, 2013 was 1.78 years. This was computed using the Macaulay duration method, which calculates the maturity date of callable bonds using their final maturity date.

ORANGE COUNTY TREASURY
Notes to the Financial Schedule (Continued)
June 30, 2013

As of June 30, 2013, the Extended Fund had the following duration by investment type (Dollar amounts in thousands):

| <u>Table B</u> | | | Macaulay |
|-----------------------------|--------------------------------------|--------------------|--------------------------------|
| Investment Type | Fair Value (In Thousands) | Portfolio % | Duration (In Years) |
| Medium-Term Corporate Notes | \$ 174,739 | 5.79% | 2.12 |
| Municipal Debt | 100,073 | 3.31% | 0.13 |
| Treasuries | 152,942 | 5.07% | 0.91 |
| U.S. Government Agencies | 2,590,581 | 85.83% | 1.87 |
| Total Fair Value | \$ 3,018,335 | | |
| Portfolio Duration | | | 1.78 |

Custodial Credit Risk - Investments:

For an investment, custodial credit risk is the risk that, in the event of the failure of the counterparty, the County will not be able to recover the value of its investments or collateral securities that are in possession of an outside party. The IPS does not permit investments in uninsured and unregistered securities not held by the County. The Treasurer utilizes third party delivery versus payment (DVP), which mitigates any custodial credit risk. Securities purchased by the Treasurer are held by a third party custodian, Northern Trust, in their trust department to mitigate custodial credit risk. At year-end, in accordance with the IPS, the County's external investment pools and specific investments did not have any securities exposed to custodial credit risk, and the Treasurer did not have any securities lending during the year (or at year-end).

Credit Risk - Investments:

This is the risk that an issuer or other counterparty to an investment may not fulfill its obligations. The IPS sets forth the minimum acceptable credit ratings for investments from any two of the NRSROs as explained above. For an issuer of short-term debt, the rating must be no less than "A-1" or "SP-1" (S&P), "P-1" or "MIG 1/VMIG 1" (Moody's), or "F1" (Fitch), while an issuer of long-term debt shall be rated no less than an "A" in the Money Market Funds and "AA" in the Extended Fund. Debts issued by the U.S. Government are exempt from the above credit rating requirements. As of June 30, 2013, the County's investments were in compliance with the IPS limits.

Concentration of Credit Risk - Investments:

This is the risk of loss attributed to the magnitude of a government's investment in a single issuer. As of June 30, 2013, all investments were in compliance with State law and with the IPS. See Table A above for concentrations of holdings including U. S. government agencies.

Foreign Currency Risk:

The IPS requires all securities to be U.S. dollar denominated. The County Pools are not exposed to foreign currency risk.

ORANGE COUNTY TREASURY
Notes to the Financial Schedule (Continued)
June 30, 2013

3. SUBSEQUENT EVENTS

Taxable Pension Obligation Bonds, 2014 Series A:

On January 14, 2014, the County issued its Taxable Pension Obligation Bonds, 2014 Series A (2014 POBs) in the principal amount of \$325,405,000 which, combined with \$21,474 in County funds, prepaid a portion of the County's FY 2014-15 pension contribution at a discount. The County issued the 2014 POBs in five fixed rate maturities with the final maturity on June 30, 2015. The County sold the 2014 POBs with interest rates between .65% and .83% depending on maturity in a direct purchase by the County Treasurer on behalf of the OCIF.

Annual IPS Change:

The Board of Supervisors approved the 2014 IPS on February 4, 2014, which made some changes to allowed investments including changes to conform to CGC. The following substantive changes to the IPS were approved by the Board of Supervisors: separate investment accounts longer than five years could be pooled subject to Board approval; \$1.00 Net Asset Value (NAV) not guaranteed or insured for any pool; pools are not registered with the SEC; additional due diligence requirements for the Money Market Mutual Funds; amended language related to conflict of interest filings and Treasurer responsibilities; additional language on the annual review of investment service providers; added language describing the earning apportionment process. These changes are not considered a significant change to the overall structure for the prudent investment of the balances entrusted to the Treasurer.

TOC Bylaw Change:

The Board of Supervisors approved the 2014 TOC Bylaws on December 17, 2013, which made one significant change increasing the number of TOC members from five to seven and the number of public members from two to four.

This page left blank intentionally.



**Independent Auditor's Report on Internal Control Over Financial Reporting
and on Compliance and Other Matters Based on an Audit of Financial Statements
Performed in Accordance with *Government Auditing Standards***

The Honorable Board of Supervisors
County of Orange, California

We have audited, in accordance with the auditing standards generally accepted in the United States of America and the standards applicable to financial audits contained in *Government Auditing Standards* issued by the Comptroller General of the United States, the Schedule of Assets Held by the County Treasury (Schedule) of County of Orange, California (Treasurer), as of June 30, 2013, and the related notes to the financial schedule, and have issued our report thereon dated March 14, 2014

Internal Control Over Financial Reporting

In planning and performing our audit of the financial schedule, we considered the Treasurer's internal control over financial reporting (internal control) to determine the audit procedures that are appropriate in the circumstances for the purpose of expressing our opinion on the financial schedule, but not for the purpose of expressing an opinion on the effectiveness of the Treasurer's internal control. Accordingly, we do not express an opinion on the effectiveness of the Treasurer's internal control.

A *deficiency in internal control* exists when the design or operation of a control does not allow management or employees, in the normal course of performing their assigned functions, to prevent, or detect and correct, misstatements on a timely basis. A *material weakness* is a deficiency, or a combination of deficiencies, in internal control, such that there is a reasonable possibility that a material misstatement of the entity's financial statements will not be prevented, or detected and corrected on a timely basis. A *significant deficiency* is a deficiency, or a combination of deficiencies, in internal control that is less severe than a material weakness, yet important enough to merit attention by those charged with governance.

Our consideration of internal control was for the limited purpose described in the first paragraph of this section and was not designed to identify all deficiencies in internal control that might be material weaknesses or significant deficiencies. Given these limitations, during our audit we did not identify any deficiencies in internal control that we consider to be material weaknesses. However, material weaknesses may exist that have not been identified.

Compliance and Other Matters

As part of obtaining reasonable assurance about whether the Treasurer's financial schedule is free from material misstatement, we performed tests of its compliance with certain provisions of laws, regulations, contracts, and grant agreements, noncompliance with which could have a direct and material effect on the determination of financial schedule amounts. However, providing an opinion on compliance with those provisions was not an objective of our audit, and accordingly, we do not express such an opinion. The results of our tests disclosed no instances of noncompliance or other matters that are required to be reported under *Government Auditing Standards*.

Purpose of this Report

The purpose of this report is solely to describe the scope of our testing of internal control and compliance and the results of that testing, and not to provide an opinion on the effectiveness of the entity's internal control or on compliance. This report is an integral part of an audit performed in accordance with *Government Auditing Standards* in considering the entity's internal control and compliance. Accordingly, this communication is not suitable for any other purpose.

Macias Jini & O'Connell LLP

Newport Beach, California
March 14, 2014

MONTHLY TREASURER'S INVESTMENT REPORT

Distribution List

County of Orange Elected Officials

Honorable Webster J. Guillory, Assessor
Honorable Sandra Hutchens, Sheriff-Coroner
Honorable Anthony J. Rackauckas, Jr., District
Attorney/Public Administrator

Treasury Oversight Committee

William "Andy" Dunn
Mike Giancola
Jan Grimes
Al Mijares
Laura Parisi

County of Orange Departments

Assessor
Auditor-Controller
Child Support Services
Clerk of the Board
Clerk-Recorder
County Counsel
County Executive Office
District Attorney/Public Administrator
Health Care Agency
Human Resources
Internal Audit
John Wayne Airport
OC Community Resources
OC Dana Point Harbor
OC Public Works
OC Waste & Recycling
Independent Review
Performance Audit
Probation
Public Defender
Registrar of Voters
Sheriff-Coroner
Social Services Agency

County Agencies

Children & Families Commission
Civic Center Commission
Law Library
Orange County Employees Retirement System
Orange County Cemetery District
Orange County Fire Authority
Orange County Transportation Authority
Transportation Corridor Agencies

State of California

Mark Campbell, CDIAC
Superior Court

Orange County School Districts

Orange County Department of Education
Anaheim City School District
Anaheim Union High School District
Brea-Olinda Unified School District
Buena Park School District
Capistrano Unified School District
Centralia School District
Cypress School District
Fountain Valley School District
Fullerton School District
Fullerton Joint Union High School District
Garden Grove Unified School District
Huntington Beach City School District
Huntington Beach Union High School District
Irvine Unified School District
Laguna Beach Unified School District
La Habra City School District
Los Alamitos Unified School District
Lowell Joint School District
Magnolia School District
Newport-Mesa Unified School District
Ocean View School District
Orange Unified School District
Placentia-Yorba Linda Unified School District
Saddleback Valley Unified School District
Santa Ana Unified School District
Savanna School District
Tustin Unified School District
Westminster School District

Orange County Community College Districts (CCD)

Coast Community CCD
North Orange County CCD
Rancho-Santiago CCD
South Orange County CCD

Orange County Regional Occupational Programs (ROP)

Capistrano-Laguna Beach ROP
Coastline ROP
North Orange County ROP

Voluntary Pool Participants (date approved)

Serrano Water District (6-22-99)
City of Villa Park (10-2-01)
City of Tustin (5-21-02)
Mesa Water District (8-9-02)
Orange County Water District (3-30-04)
Municipal Water District of OC (7-27-04)
Orange County Vector Control District (11-14-06)
Buena Park Library District (2-9-10)
Local Agency Formation Commission (10-5-10)
Villa Park Community Services Foundation (4-5-11)
City of Laguna Niguel (3-13-14)